



US00D873473S

(12) **United States Design Patent**  
**Chen**

(10) **Patent No.:** **US D873,473 S**  
(45) **Date of Patent:** **\*\* Jan. 21, 2020**

(54) **ANGEL-SHAPED LAMP**

D393,231 S *	4/1998	Bueza	.....	D11/128
6,180,193 B1 *	1/2001	Bostedt	.....	B44F 1/00
				362/806
D529,654 S *	10/2006	Norris	.....	D26/98
D602,183 S	10/2009	Wiese-Martin		
D717,199 S *	11/2014	Verstraete	.....	D11/121
D740,376 S *	10/2015	Rehkemper	.....	D21/626

(71) Applicant: **Taizhou VG Technology Co., Ltd.**,  
Taizhou (CN)

(72) Inventor: **Yi Chen**, Taizhou (CN)

(\*\*) Term: **15 Years**

\* cited by examiner

(21) Appl. No.: **29/705,904**

*Primary Examiner* — Brian N. Vinson  
(74) *Attorney, Agent, or Firm* — ZANIP

(22) Filed: **Sep. 16, 2019**

(57) **CLAIM**

(51) **LOC (12) Cl.** ..... **26-03**

The ornamental design for an angel-shaped lamp, as shown and described.

(52) **U.S. Cl.**

USPC ..... **D26/99**; D26/60

**DESCRIPTION**

(58) **Field of Classification Search**

USPC ..... D26/60, 94, 98, 99; D11/90, 127, 128,  
D11/158, 160, 162; D21/576, 626  
CPC . F21S 6/002; F21W 2101/00; F21W 2121/00;  
F21W 2131/30; B44F 1/00  
See application file for complete search history.

FIG. 1 is a front perspective view of an angel-shaped lamp, showing my new design;  
FIG. 2 is a rear perspective view thereof;  
FIG. 3 is a front elevational view thereof;  
FIG. 4 is a rear elevational view thereof;  
FIG. 5 is a left side elevational view thereof;  
FIG. 6 is a right side elevational view thereof;  
FIG. 7 is a top plan view thereof; and,  
FIG. 8 is a bottom plan view thereof.


The broken lines in the figures illustrate portions of the angel-shaped lamp that form no part of the claimed design.

(56) **References Cited**

**U.S. PATENT DOCUMENTS**

D105,064 S *	6/1937	Pfau	.....	D11/125
D382,507 S *	8/1997	Yosef	.....	D11/90
D387,882 S *	12/1997	Wang	.....	D11/125

**1 Claim, 8 Drawing Sheets**






FIG. 1






FIG. 2

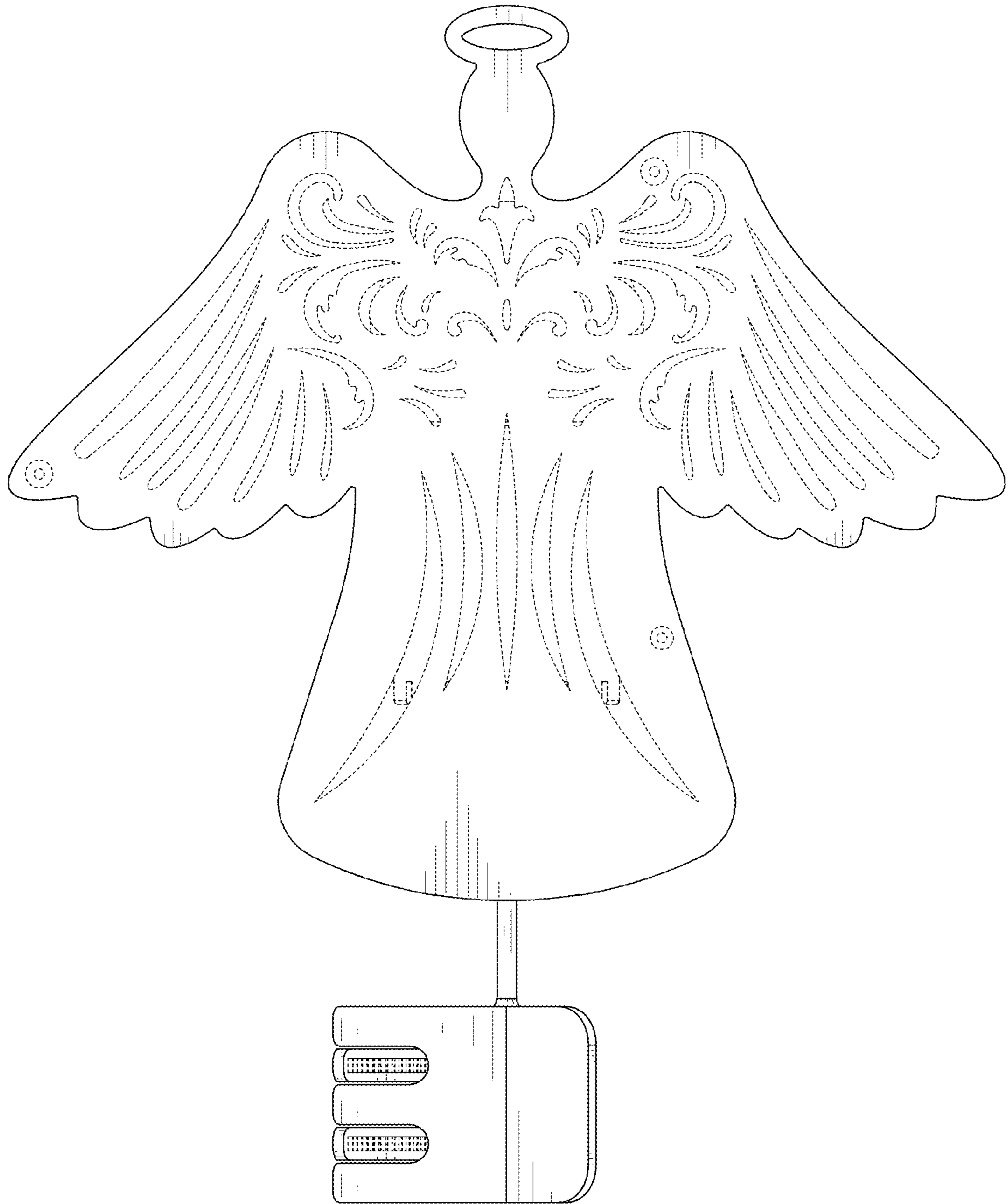


FIG. 3

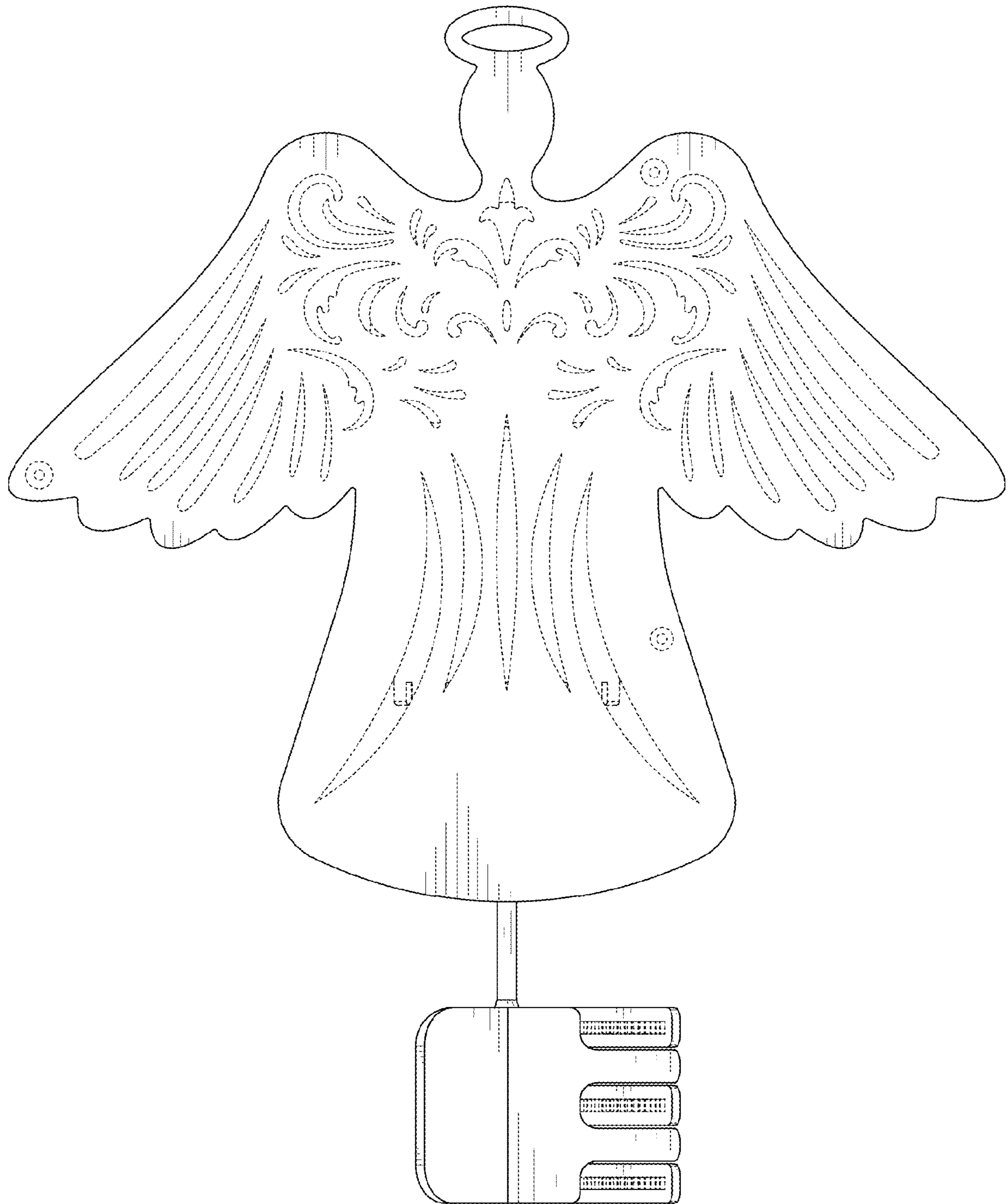


FIG. 4

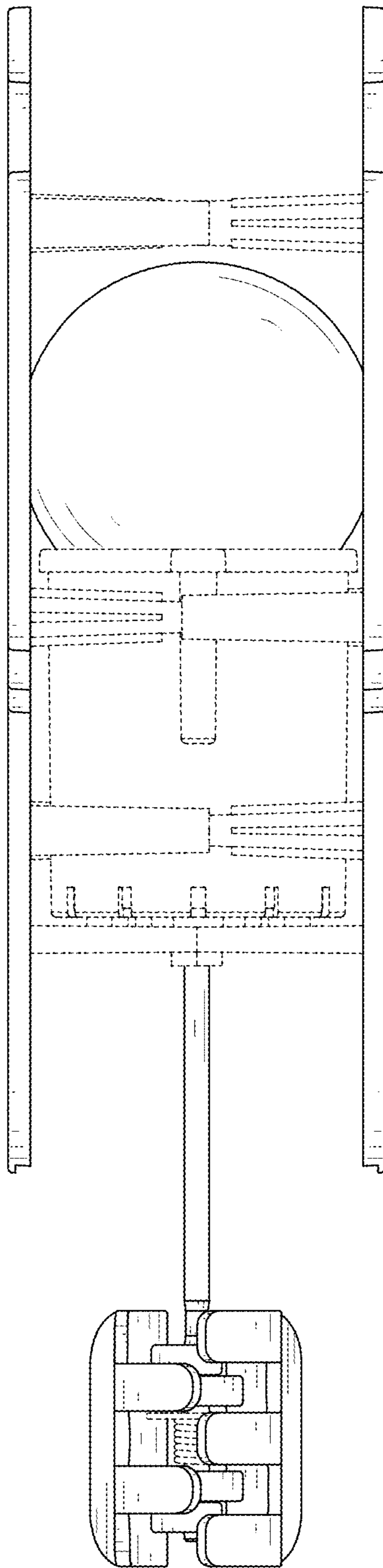


FIG. 5

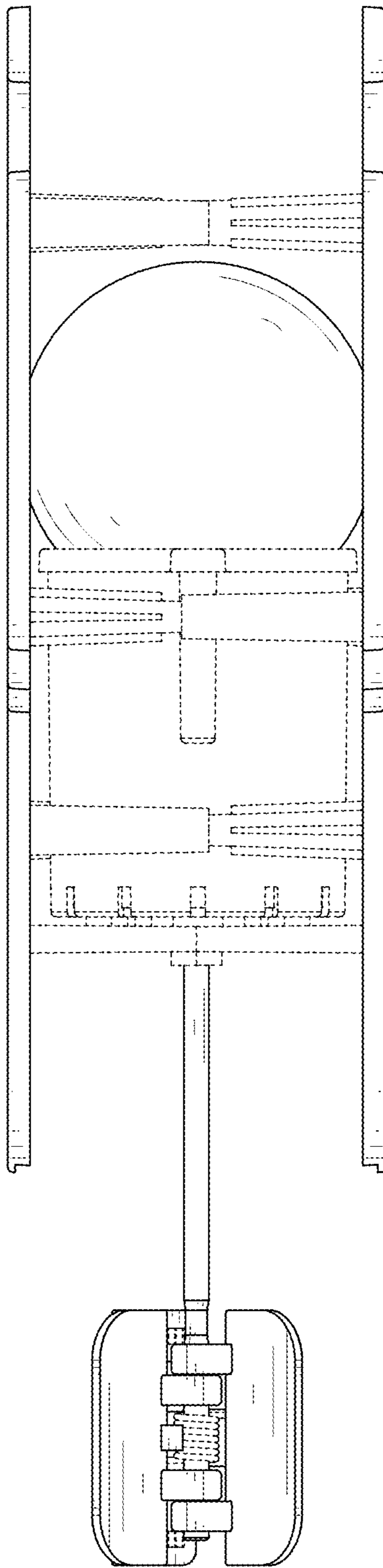


FIG. 6

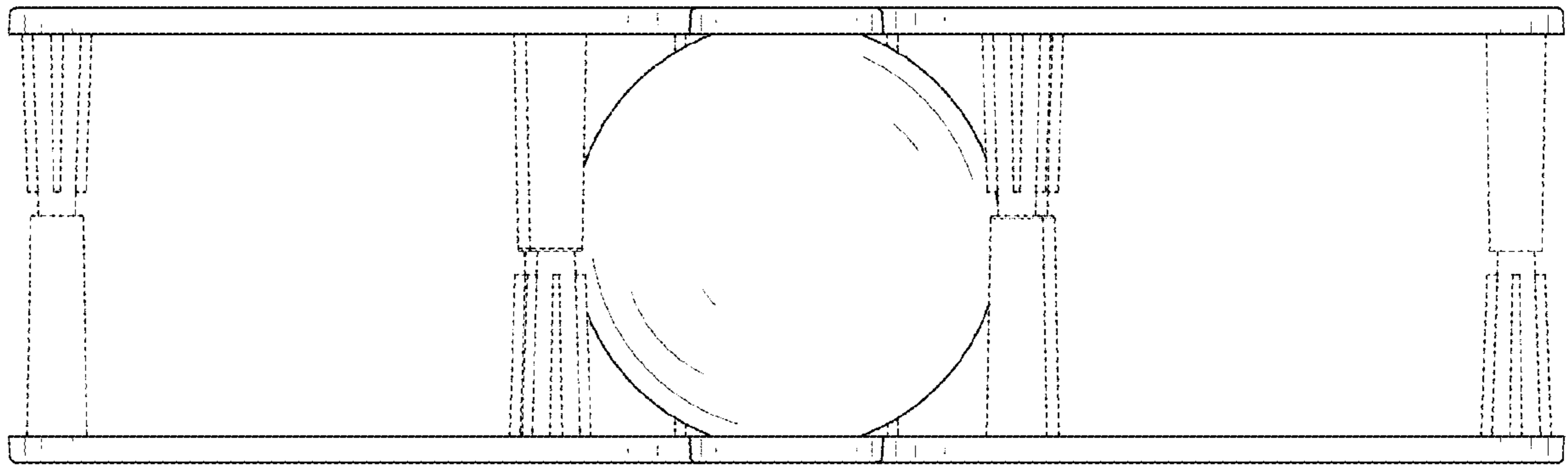


FIG. 7



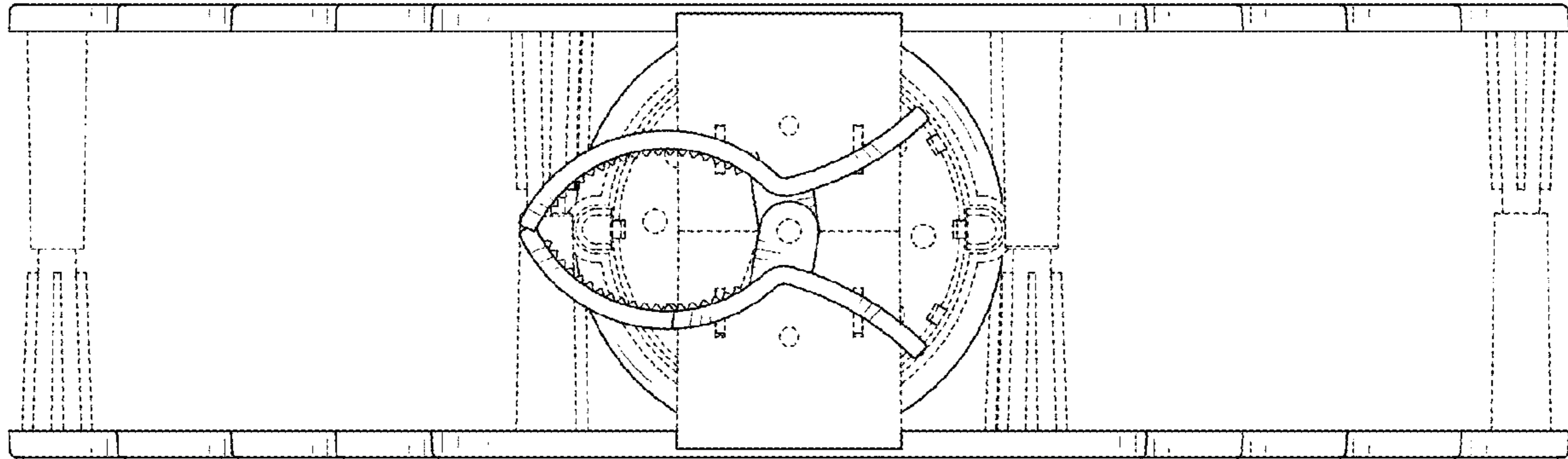


FIG. 8