



US00D873469S

(12) **United States Design Patent** (10) **Patent No.:** **US D873,469 S**
Nielsen (45) **Date of Patent:** **** *Jan. 21, 2020**

(54) **CEILING LAMP**
(71) Applicant: **LOUIS POULSEN A/S**, Copenhagen K (DK)
(72) Inventor: **Kasper Hammer Nielsen**, Frederiksberg (DK)
(*) Notice: This patent is subject to a terminal disclaimer.
(**) Term: **15 Years**
(21) Appl. No.: **35/505,419**
(22) Filed: **Feb. 9, 2018**
(80) **Hague Agreement Data**
Int. Filing Date: **Feb. 9, 2018**
Int. Reg. No.: **DM/101040**
Int. Reg. Date: **Feb. 9, 2018**
Int. Reg. Pub. Date: **Aug. 10, 2018**

(30) **Foreign Application Priority Data**
Aug. 17, 2017 (EM) 004151504
(51) **LOC (12) Cl.** **26-05**
(52) **U.S. Cl.**
USPC **D26/89**
(58) **Field of Classification Search**
USPC D26/76, 78, 79, 80, 81, 82, 83, 85-90, D26/93, 111, 113, 118, 119, 120, 121, D26/122, 138, 139, 140, 141, 142, 152
CPC F21S 2/00; F21S 4/00; F21S 4/003; F21S 4/005; F21S 4/006; F21S 4/007; F21S 4/008; F21S 6/00; F21S 8/00; F21S 8/024; F21S 8/026; F21S 8/031; F21S 8/033; F21S 8/035-8/037; F21S 8/04; F21S 8/043; F21S 8/063
See application file for complete search history.


(56) **References Cited**
U.S. PATENT DOCUMENTS
D469,211 S * 1/2003 Homann D26/118
D482,484 S * 11/2003 Benghozi D26/85
D484,270 S * 12/2003 Yiu D26/89
D501,573 S * 2/2005 Benensohn D26/89
D554,316 S * 10/2007 Brothers D30/129
D601,744 S * 10/2009 Sakuma D26/89
D647,227 S * 10/2011 Kaule D26/24
D655,850 S * 3/2012 Sabernig D26/89
D656,264 S * 3/2012 Janssen D26/89
D667,985 S * 9/2012 Gielen D26/89
D674,962 S * 1/2013 Drake D26/118
D681,867 S * 5/2013 Wegger D26/124
D743,079 S * 11/2015 Adair D26/67
D759,873 S * 6/2016 Saaranen D26/74
D770,076 S * 10/2016 Li D26/89
D779,104 S * 2/2017 Krueckeberg D26/88
D779,106 S * 2/2017 Krueckeberg D26/89
D785,848 S * 5/2017 Couture D26/89
D797,980 S * 9/2017 Maxik D26/89
D806,928 S * 1/2018 Amato D26/88
D807,562 S * 1/2018 Amato D26/88
D808,565 S * 1/2018 Ambrozus D26/74

* cited by examiner
Primary Examiner — Natasha Vujcic

(57) **CLAIM**
The ornamental design for a ceiling lamp, as shown and described.

DESCRIPTION
Figure 1.0 is a front perspective view of an embodiment of a ceiling lamp showing my new design;
Figure 2.0 is a front perspective view of a second embodiment of a ceiling lamp; and
Figure 3.0 is a front perspective view of a third embodiment of a ceiling lamp.
The broken lines in the drawings depict portions of the ceiling lamp that form no part of the claim.

1 Claim, 3 Drawing Sheets



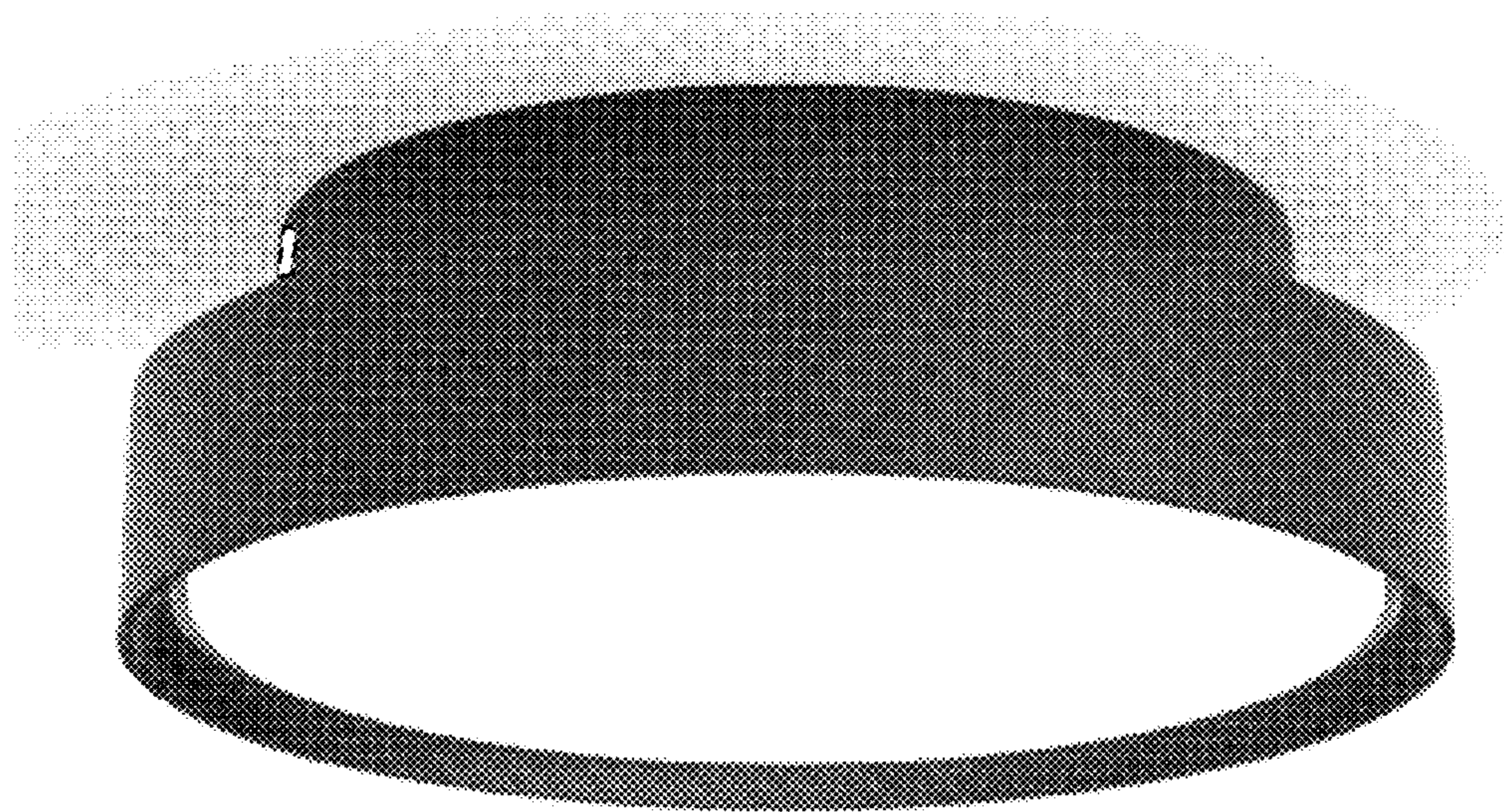


Figure 1.0

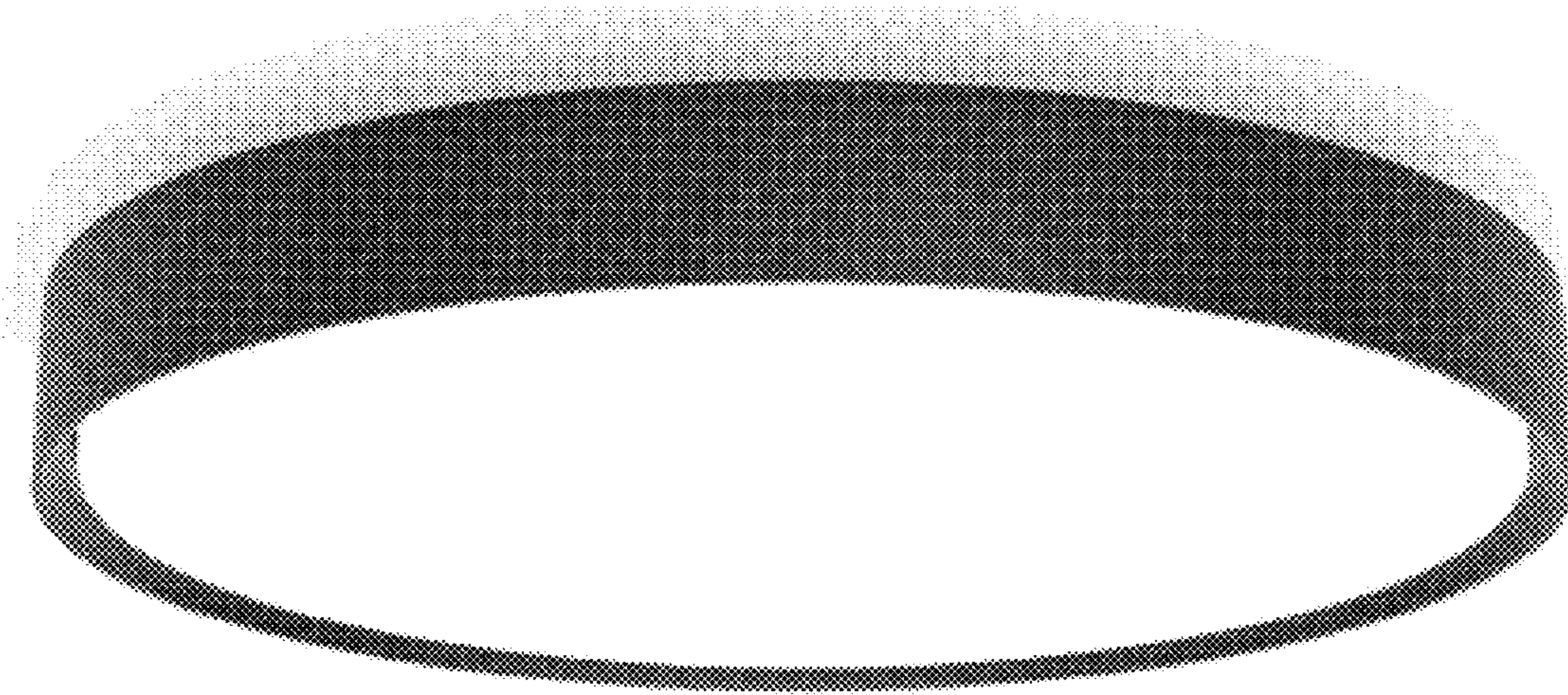


Figure 2.0




Figure 3.0