



US00D873460S

(12) **United States Design Patent** (10) **Patent No.:** **US D873,460 S**
Chen (45) **Date of Patent:** **** Jan. 21, 2020**

(54) **STAR-SHAPED LAMP** D381,440 S * 7/1997 Cheung D26/4
D565,209 S * 3/2008 Van Dyn Hoven F21V 17/10
(71) Applicant: **Taizhou VG Technology Co., Ltd.,** D26/25
Taizhou (CN) D660,998 S * 5/2012 Rehahn D26/24
D788,349 S * 5/2017 Katterheinrich D26/94
(72) Inventor: **Yi Chen,** Taizhou (CN) D854,225 S * 7/2019 Scholz D26/94

(**) Term: **15 Years**

(21) Appl. No.: **29/704,659**

(22) Filed: **Sep. 6, 2019**

(51) **LOC (12) Cl.** **26-03**

(52) **U.S. Cl.**
USPC **D26/60; D26/94**

(58) **Field of Classification Search**
USPC D26/24, 93, 94, 106, 110, 57; D11/131,
D11/157, 125; D20/10
CPC F21S 6/00; F21S 6/002; F21S 6/004; F21S
10/06; F21V 21/00; F21V 21/02; F21W
2121/00; F21W 2131/30
See application file for complete search history.

(56) **References Cited**

U.S. PATENT DOCUMENTS

3,400,263 A * 9/1968 Yakim F21S 10/06
362/121
D381,287 S * 7/1997 Fussell D11/125

* cited by examiner

Primary Examiner — Brian N. Vinson

(74) *Attorney, Agent, or Firm* — ZANIP

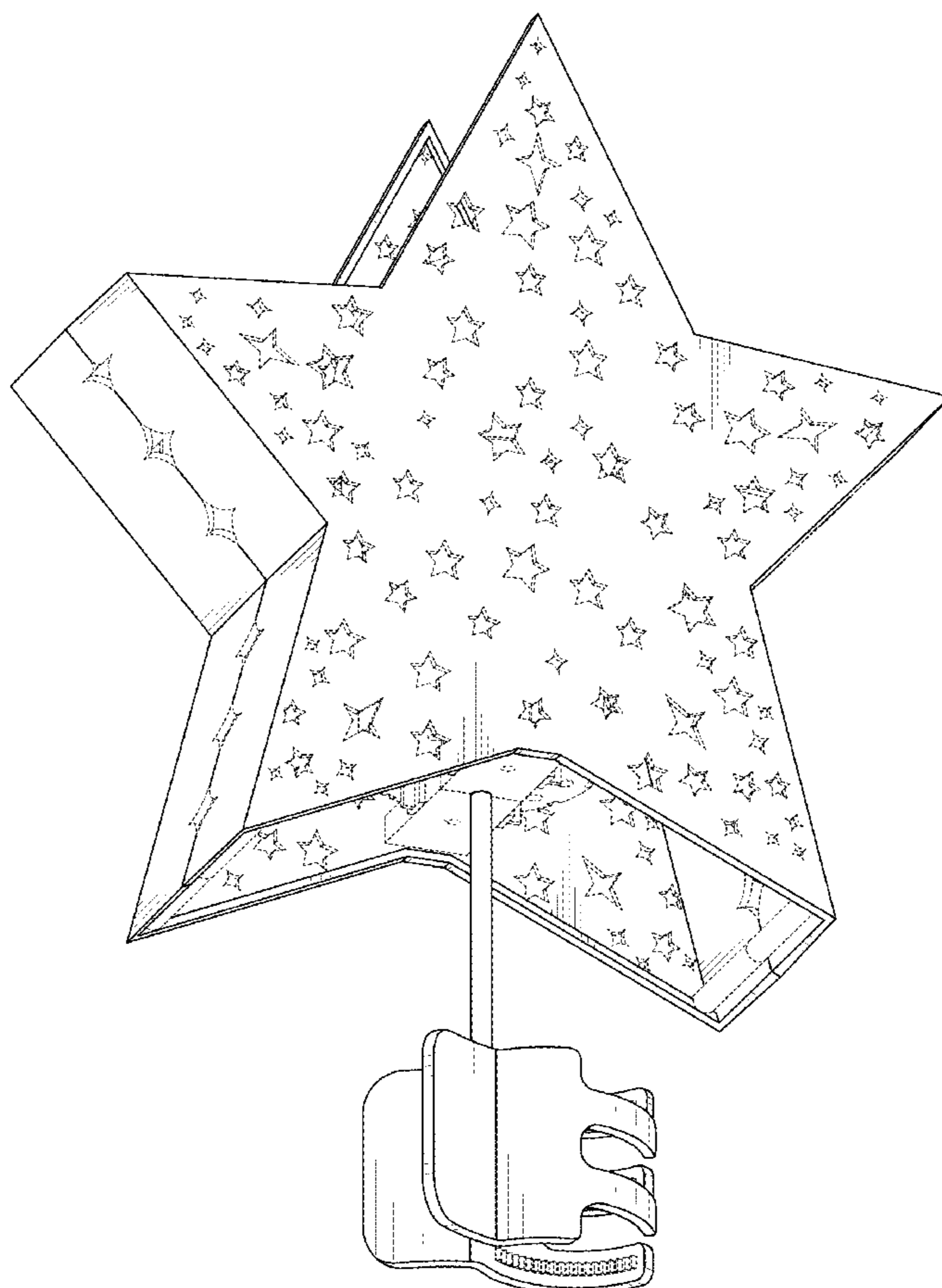
(57) **CLAIM**

The ornamental design for a star-shaped lamp, as shown and described.

DESCRIPTION

FIG. 1 is a front and top perspective view of a star-shaped lamp, showing my new design;
FIG. 2 is a rear and bottom perspective view thereof;
FIG. 3 is a front elevational view thereof;
FIG. 4 is a rear elevational view thereof;
FIG. 5 is a left side elevational view thereof;
FIG. 6 is a right side elevational view thereof;
FIG. 7 is a top plan view thereof; and,
FIG. 8 is a bottom plan view thereof.
The broken lines in the figures illustrate portions of the star-shaped lamp that form no part of the claimed design.

1 Claim, 8 Drawing Sheets






FIG. 1

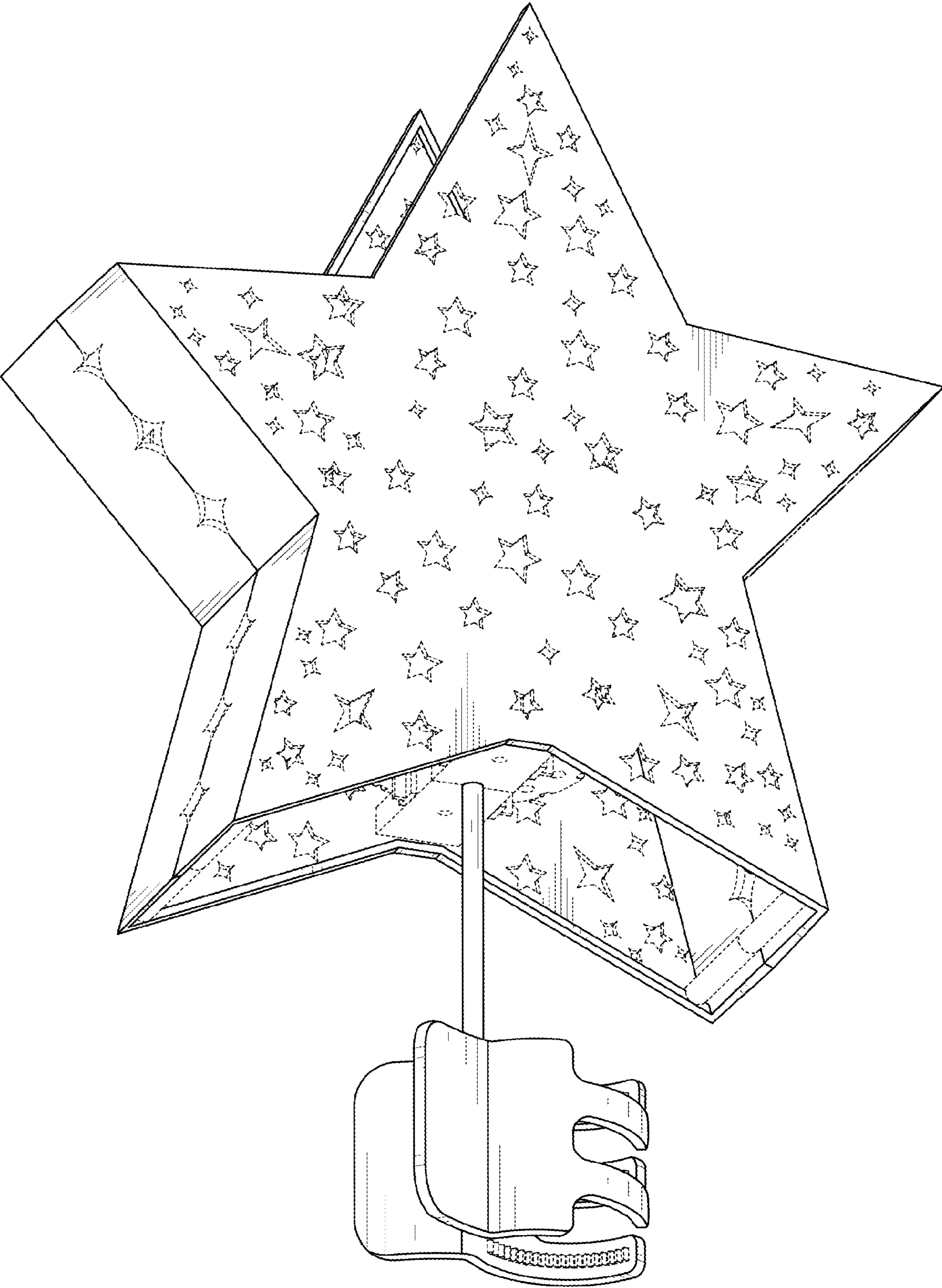


FIG. 2




FIG. 3




FIG. 4

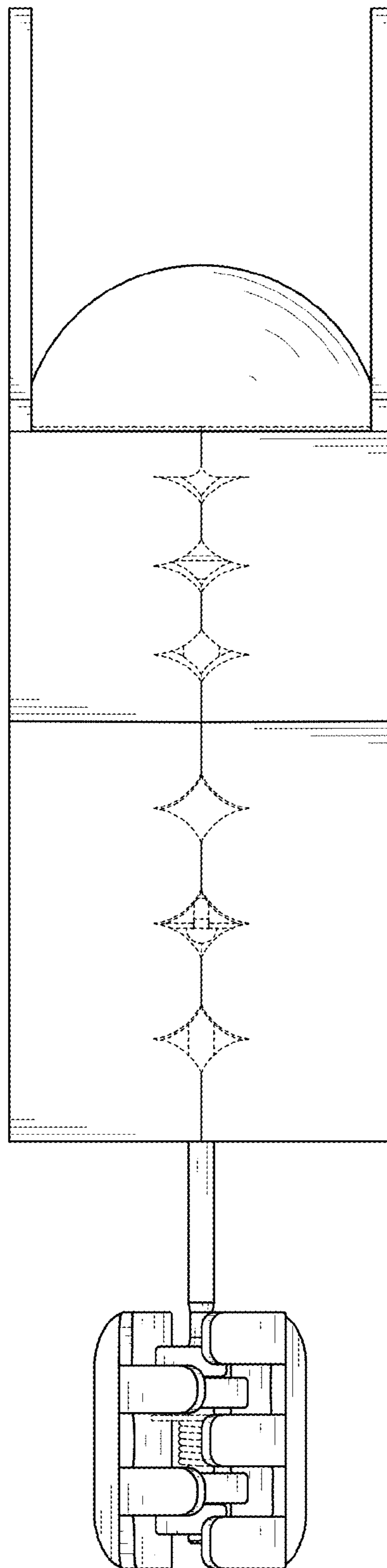


FIG. 5

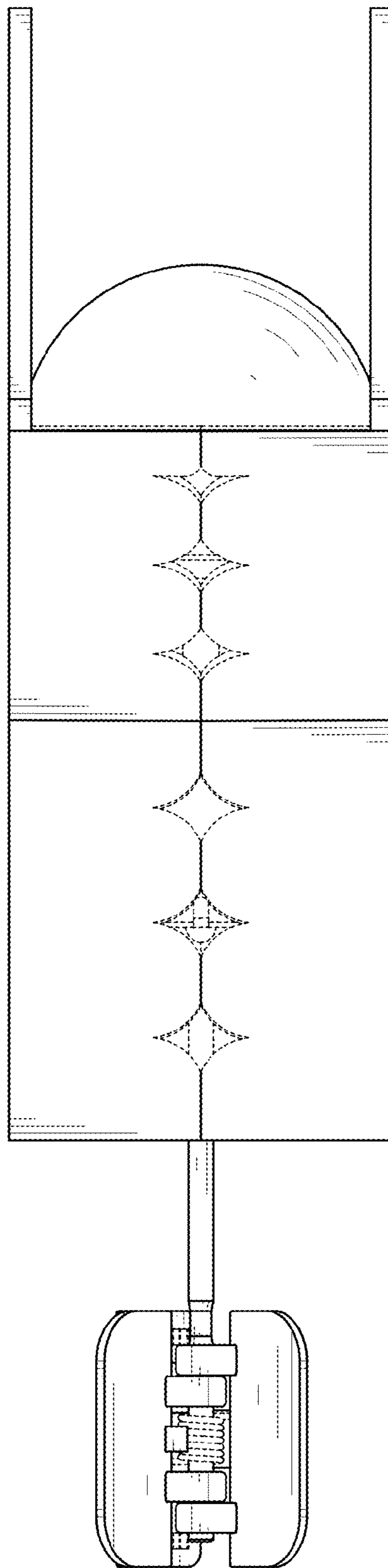


FIG. 6

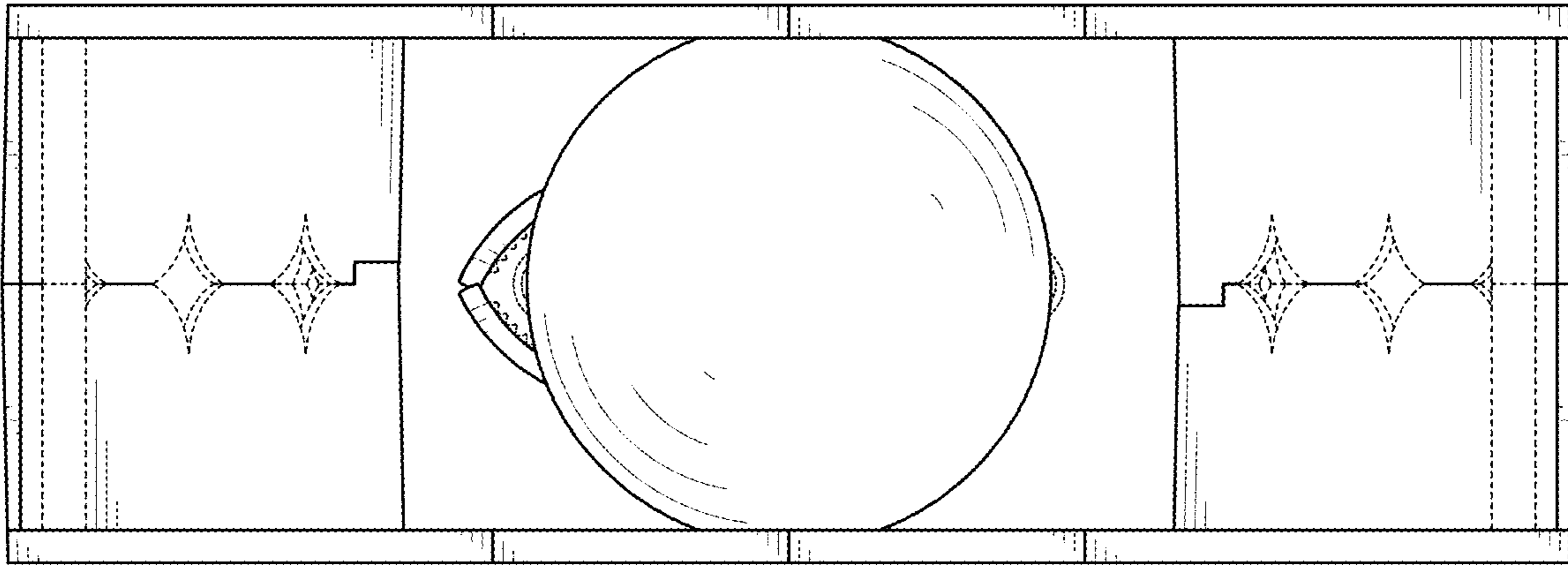


FIG. 7

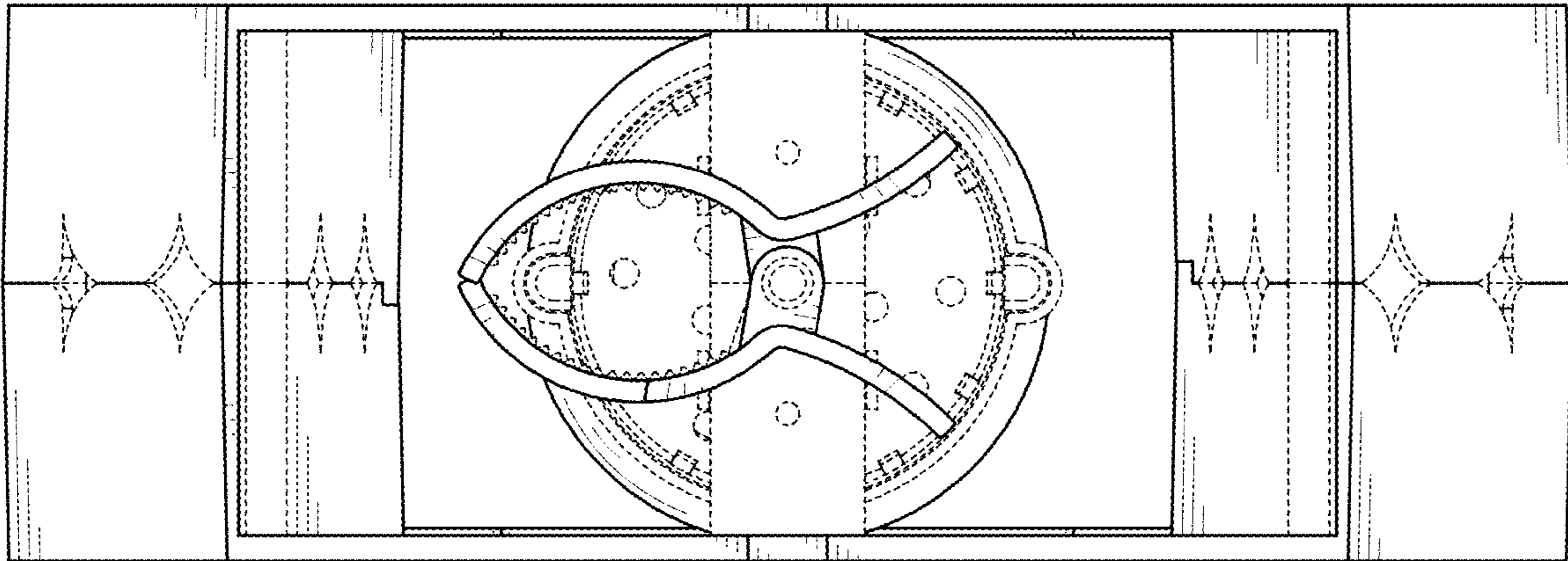


FIG. 8