



US00D873438S

(12) **United States Design Patent** (10) **Patent No.:** **US D873,438 S**
Springborn (45) **Date of Patent:** **** Jan. 21, 2020**

(54) **HANDRAIL**

(71) Applicant: **Russell H. Springborn**, Howell, MI (US)

(72) Inventor: **Russell H. Springborn**, Howell, MI (US)

(**) Term: **15 Years**

(21) Appl. No.: **29/622,656**

(22) Filed: **Oct. 18, 2017**

Related U.S. Application Data

(63) Continuation-in-part of application No. 15/246,992, filed on Aug. 25, 2016, now Pat. No. 9,797,158, which is a continuation-in-part of application No. 15/041,663, filed on Feb. 11, 2016, now Pat. No. 9,482,028, and a continuation-in-part of application No. 14/639,570, filed on Mar. 5, 2015, now abandoned, and a continuation-in-part of application No. 14/639,562, filed on Mar. 5, 2015, now Pat. No. 9,908,207.

(51) **LOC (12) Cl.** **25-02**

(52) **U.S. Cl.**
USPC **D25/38.1**

(58) **Field of Classification Search**
USPC D25/38.1, 41.1, 42, 43, 44, 119-126, D25/131, 132, 164, 199; D34/28, 29
CPC E04F 11/18; E04F 11/181; E04F 11/1802; E04F 11/1808; E04F 11/1834; E04F 11/1836; E04F 11/1842; E04F 11/1865; E04H 2017/1447; E04H 2017/1478; E04H 2017/1482; E04H 17/20; E04H 17/1421; E04H 17/1443; B66C 7/02; E01F 15/0453; B63B 17/04

See application file for complete search history.

(56) **References Cited**

U.S. PATENT DOCUMENTS

D200,702 S * 3/1965 Huret D25/121
D330,431 S * 10/1992 Wang D25/119
D782,697 S * 3/2017 Bizzarri E04F 11/181
D25/38.1
D805,653 S * 12/2017 Bizzarri D25/38.1
D806,265 S * 12/2017 Bizzarri D25/38.1
2008/0265232 A1 * 10/2008 Terrels H02G 3/0456
256/65.04
2016/0362908 A1 * 12/2016 Springborn E04F 11/1817
2017/0234015 A1 * 8/2017 Bizzarri E04F 11/1836
256/22

OTHER PUBLICATIONS

<http://www.ultrarailing.com/> Available Sep. 15, 2016 (Year: 2016).*

* cited by examiner

Primary Examiner — Leanne Was-Englehart

(74) *Attorney, Agent, or Firm* — Dykema Gossett PLLC

(57) **CLAIM**

The ornamental design for a handrail, as shown and described.

DESCRIPTION

FIG. 1 is an isometric view of a top, front, and right end of a handrail, the rear view being a mirror-image of the front view, and the left end view being a mirror-image of the right end view.


FIG. 2 is a right end view of the handrail depicted in FIG. 1, the left end view being a mirror-image thereof.

FIG. 3 is a top plan view of the handrail depicted in FIGS. 1 and 2; and,

FIG. 4 is a bottom plan view of the handrail depicted in FIGS. 1-3.

The broken lines in the drawings depict environmental subject matter only and form no part of the claimed design.

1 Claim, 2 Drawing Sheets



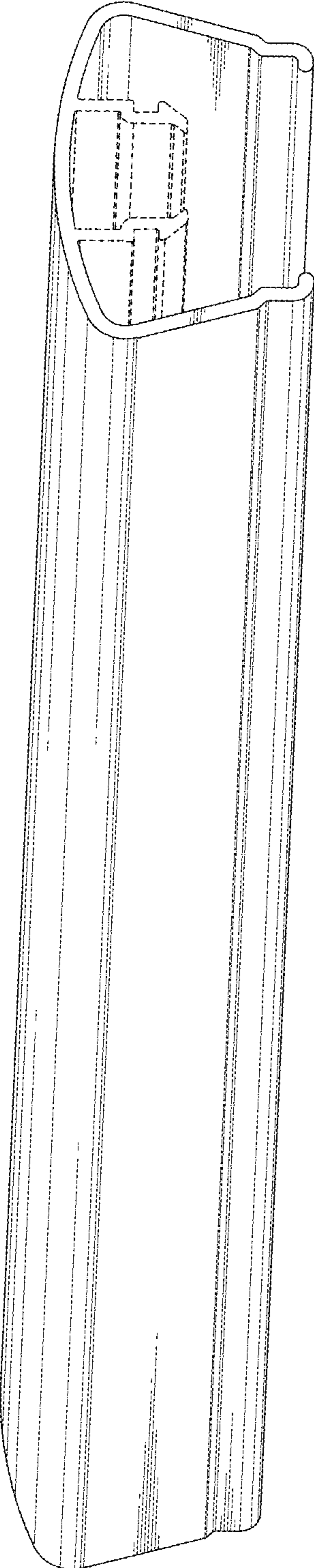


FIG. 1

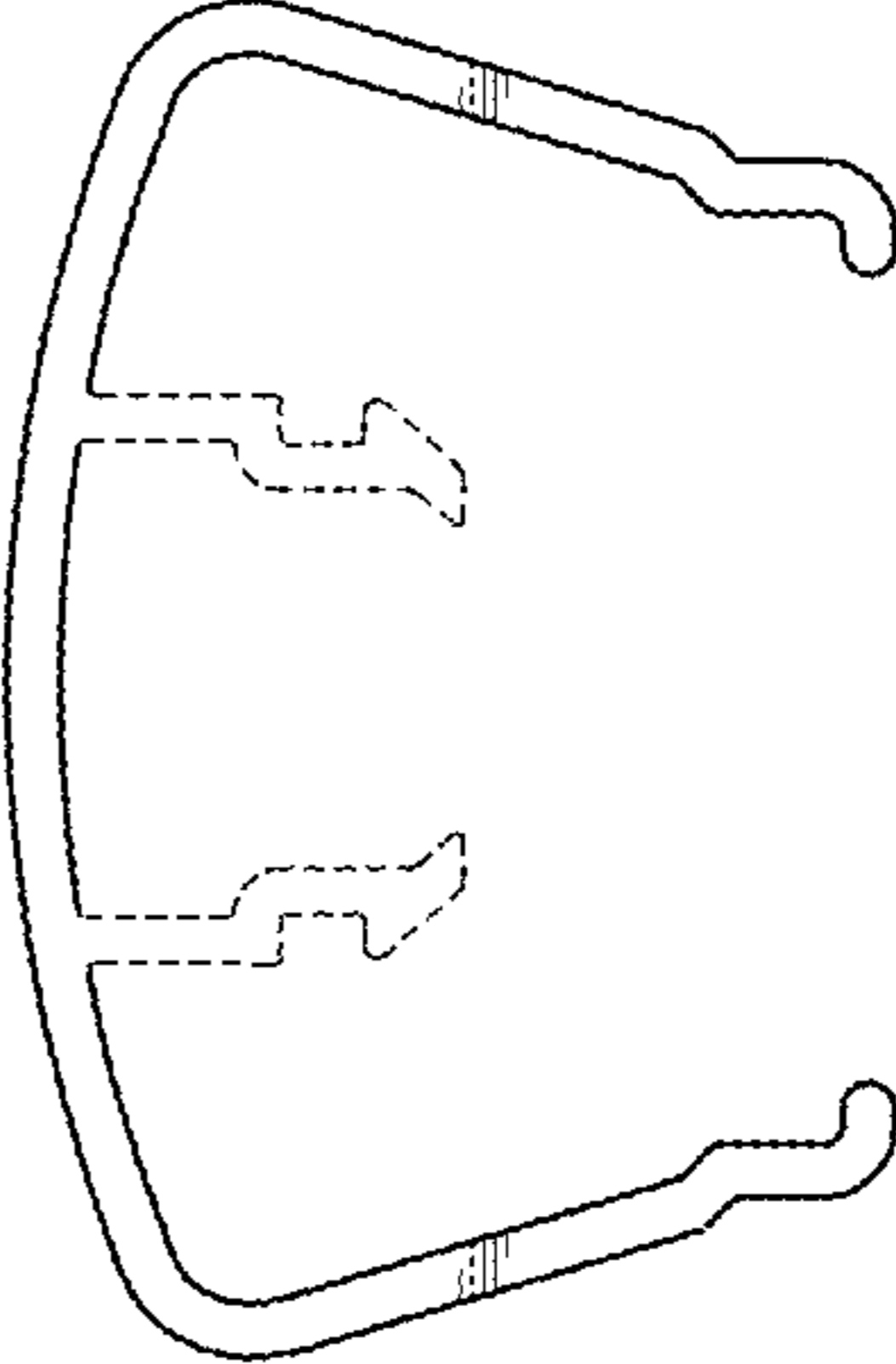


FIG. 2




FIG. 3

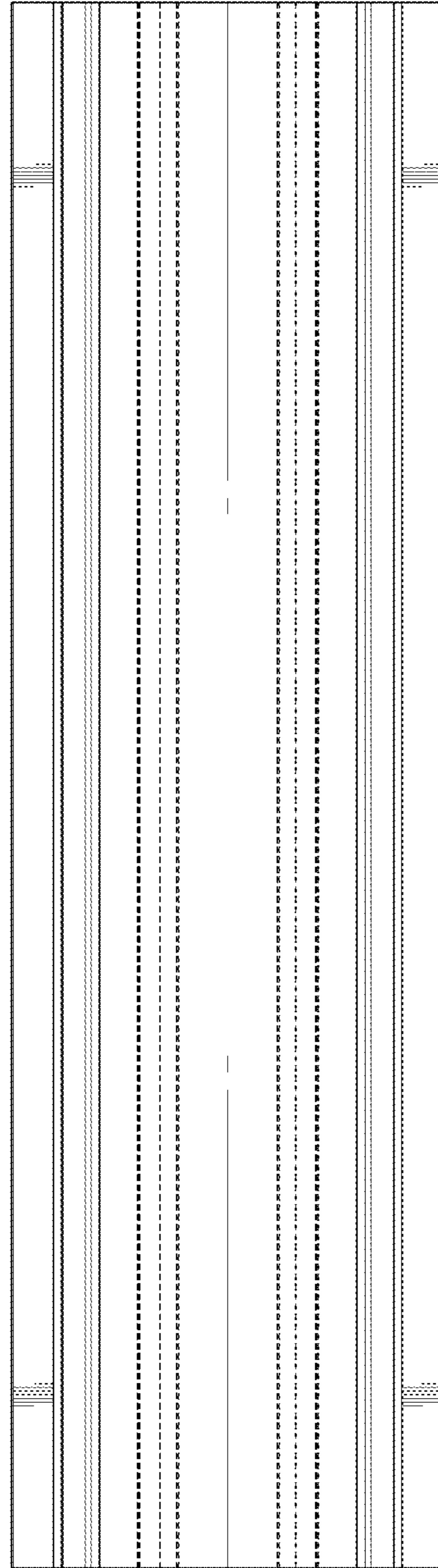


FIG. 4