



US00D873436S

(12) **United States Design Patent**
O’Connell et al.

(10) **Patent No.:** **US D873,436 S**
(45) **Date of Patent:** **** Jan. 21, 2020**

(54) **PIPETTE TIP RACK**

(71) Applicant: **Mettler-Toledo Rainin, LLC**, Oakland, CA (US)

(72) Inventors: **Kenneth P. O’Connell**, Walnut Creek, CA (US); **Christopher Brian Elgin Smith**, Oakland, CA (US); **Brian A. Perry**, Fremont, CA (US)

(73) Assignee: **METTLER-TOLEDO RAININ, LLC**, Oakland, CA (US)

(**) Term: **15 Years**

(21) Appl. No.: **29/640,811**

(22) Filed: **Mar. 16, 2018**

(51) **LOC (12) Cl.** **24-02**

(52) **U.S. Cl.**
USPC **D24/229**

(58) **Field of Classification Search**
USPC D24/108, 127–130, 216, 222, 224–232;
D9/432, 756–758; D6/406.1–406.3,
(Continued)

(56) **References Cited**

U.S. PATENT DOCUMENTS

D271,239 S * 11/1983 Lemieux D24/230
6,221,317 B1 * 4/2001 Carl B01L 9/543
206/562

(Continued)

OTHER PUBLICATIONS

Pipetman Diamond Tips Rack, Empty, D5000 Tips. Online, published date unknown. Retrieved on Jun. 19, 2019 from URL: <https://www.gilson.com/default/system-pipetman-diamond-tips-rack-empty-d5000-tips.html>.*

(Continued)

Primary Examiner — Susan Bennett Hattan

Assistant Examiner — Omeed Agilee

(74) *Attorney, Agent, or Firm* — Standley Law Group LLP; Jeffrey S. Standley; Eric M. Gayan

(57) **CLAIM**

The ornamental design for a pipette tip rack, as shown and described.

DESCRIPTION

At least one of said photographs is executed in color. Copies of this patent with color photographs will be provided by the Office upon request and payment of the necessary fee.

FIG. 1 is a top view of a first embodiment of our new pipette tip rack;

FIG. 2 is a top-right perspective view thereof;

FIG. 3 is another top-right perspective view thereof, with a lid portion in an open position;

FIG. 4 is a front view thereof;

FIG. 5 is a back view thereof;

FIG. 6 is a right side view thereof;

FIG. 7 is a bottom view thereof; and

FIG. 8 is a bottom-left perspective view thereof;

FIG. 9 is a top view of a second embodiment of our new pipette tip rack;

FIG. 10 is a top-right perspective view thereof;

FIG. 11 is another top-right perspective view thereof, with a lid portion in an open position;

FIG. 12 is a front view thereof;

FIG. 13 is a back view thereof;

FIG. 14 is a right side view thereof;

FIG. 15 is a bottom view thereof; and

FIG. 16 is a bottom-left perspective view thereof;

FIG. 17 is a top view of a third embodiment of our new pipette tip rack;

FIG. 18 is a top-right perspective view thereof;

FIG. 19 is another top-right perspective view thereof, with a lid portion in an open position;

FIG. 20 is a front view thereof;

FIG. 21 is a back view thereof;

FIG. 22 is a right side view thereof;

FIG. 23 is a bottom view thereof; and

FIG. 24 is a bottom-left perspective view thereof;

(Continued)




FIG. 25 is a top view of a fourth embodiment of our new pipette tip rack;
 FIG. 26 is a top-right perspective view thereof;
 FIG. 27 is another top-right perspective view thereof, with a lid portion in an open position;
 FIG. 28 is a front view thereof;
 FIG. 29 is a back view thereof;
 FIG. 30 is a right side view thereof;
 FIG. 31 is a bottom view thereof; and
 FIG. 32 is a bottom-left perspective view thereof;
 FIG. 33 is a top view of a fifth embodiment of our new pipette tip rack;
 FIG. 34 is a top-right perspective view thereof;
 FIG. 35 is another top-right perspective view thereof, with a lid portion in an open position;
 FIG. 36 is a front view thereof;
 FIG. 37 is a back view thereof;
 FIG. 38 is a right side view thereof;
 FIG. 39 is a bottom view thereof; and
 FIG. 40 is a bottom-left perspective view thereof;
 FIG. 41 is a top view of a sixth embodiment of our new pipette tip rack;
 FIG. 42 is a top-right perspective view thereof;
 FIG. 43 is another top-right perspective view thereof, with a lid portion in an open position;
 FIG. 44 is a front view thereof;
 FIG. 45 is a back view thereof;
 FIG. 46 is a right side view thereof;
 FIG. 47 is a bottom view thereof; and
 FIG. 48 is a bottom-left perspective view thereof;
 FIG. 49 is a top view of a seventh embodiment of our new pipette tip rack;
 FIG. 50 is a top-right perspective view thereof;
 FIG. 51 is another top-right perspective view thereof, with a lid portion in an open position;
 FIG. 52 is a front view thereof;
 FIG. 53 is a back view thereof;
 FIG. 54 is a right side view thereof;
 FIG. 55 is a bottom view thereof; and
 FIG. 56 is a bottom-left perspective view thereof;
 FIG. 57 is a top view of an eighth embodiment of our new pipette tip rack;
 FIG. 58 is a top-right perspective view thereof;
 FIG. 59 is another top-right perspective view thereof, with a lid portion in an open position;
 FIG. 60 is a front view thereof;
 FIG. 61 is a back view thereof;
 FIG. 62 is a right side view thereof;
 FIG. 63 is a bottom view thereof; and
 FIG. 64 is a bottom-left perspective view thereof;

FIG. 65 is a top view of a ninth embodiment of our new pipette tip rack;
 FIG. 66 is a top-right perspective view thereof;
 FIG. 67 is another top-right perspective view thereof, with a lid portion in an open position;
 FIG. 68 is a front view thereof;
 FIG. 69 is a back view thereof;
 FIG. 70 is a right side view thereof;
 FIG. 71 is a bottom view thereof; and,
 FIG. 72 is a bottom-left perspective view thereof.

**1 Claim, 72 Drawing Sheets
 (72 of 72 Drawing Sheet(s) Filed in Color)**

(58) **Field of Classification Search**
 USPC D6/406.6; D19/37; D3/294, 295, 203.1,
 D3/304
 CPC B01L 9/543
 See application file for complete search history.

(56) **References Cited**

U.S. PATENT DOCUMENTS

6,875,405	B1 *	4/2005	Mathus	B01L 9/06 206/446
D593,207	S *	5/2009	Ayliffe	D24/229
D624,196	S *	9/2010	Himmelsbach	D24/230
D624,660	S *	9/2010	Himmelsbach	D24/230
D624,661	S *	9/2010	Himmelsbach	D24/230
D644,437	S *	9/2011	Lintula	D3/294
8,591,840	B2 *	11/2013	Rethwisch	B01L 9/543 422/564
D699,370	S *	2/2014	Motadel	D24/229
D724,236	S *	3/2015	Motadel	D24/227
D733,314	S *	6/2015	Lui	D24/227
D733,315	S *	6/2015	Lui	D24/227
D733,318	S *	6/2015	Lui	D24/227
D743,047	S *	11/2015	Asao	D24/226
D793,573	S *	8/2017	Karmeniemi	D24/226
D818,712	S *	5/2018	Fleming	D3/294
D818,713	S *	5/2018	Fleming	D3/295
D844,806	S *	4/2019	Johns	D24/227

OTHER PUBLICATIONS

Rainin BioClean Ultra™ Tip Rack. Online, published date May 17, 2018. Retrieved on Jun. 19, 2019 from URL: <https://www.youtube.com/watch?v=2ozjGUnCMqs>.*

TEclipse® 300uL Tips for Rainin® LTS Pipettors, in 96 racks. Online, published date unknown. Retrieved on Jun. 19, 2019 from URL: <http://www.pipettipsandtubes.com/eclipse-300ul-tips-for-rainin-lts-pipettors-in-96-racks.html>.*

* cited by examiner




FIG. 1



FIG. 2



FIG. 3



FIG. 4



FIG. 5



FIG. 6



FIG. 7




FIG. 8




FIG. 9




FIG. 10



FIG. 11




FIG. 12




FIG. 13




FIG. 14



FIG. 15




FIG. 16




FIG. 17




FIG. 18



FIG. 19




FIG. 20




FIG. 21




FIG. 22



FIG. 23




FIG. 24




FIG. 25




FIG. 26



FIG. 27




FIG. 28




FIG. 29




FIG. 30



FIG. 31



FIG. 32




FIG. 33



FIG. 34



FIG. 35



FIG. 36



FIG.37



FIG. 38



FIG. 39




FIG. 40




FIG. 41




FIG. 42



FIG. 43




FIG. 44




FIG. 45




FIG. 46



FIG. 47



FIG. 48




FIG. 49



FIG. 50



FIG. 51




FIG. 52




FIG. 53



FIG. 54



FIG. 55




FIG. 56




FIG. 57



FIG. 58



FIG. 59



FIG. 60



FIG. 61



FIG. 62




FIG. 63



FIG. 64




FIG. 65




FIG. 66



FIG. 67




FIG. 68




FIG. 69



FIG. 70



FIG. 71



FIG. 72