



US00D873422S

(12) **United States Design Patent**  
**Nolt et al.**

(10) **Patent No.:** **US D873,422 S**  
(45) **Date of Patent:** **\*\* Jan. 21, 2020**

(54) **SHOULDER BRACE**

FOREIGN PATENT DOCUMENTS

(71) Applicant: **Derek Nolt**, Edmonton (CA)

CN 202020087 11/2011  
CN 203055108 7/2013

(72) Inventors: **Derek Nolt**, Edmonton (CA); **Ric Lyseng**, Ardrossan (CA)

(Continued)

(73) Assignee: **Derek Nolt**, Edmonton (CA)

OTHER PUBLICATIONS

(\*\*) Term: **15 Years**

Landmark Medical Systems, Clavicle Brace, URL =<http://landmark-medical-systems.nyshopify.com/collections/arm-shoulder/products/clavicle-brace>, accessed on Feb. 1, 2016, 2 pages.

(21) Appl. No.: **29/626,831**

(Continued)

(22) Filed: **Nov. 20, 2017**

(51) **LOC (12) Cl.** ..... **24-01**

(52) **U.S. Cl.**

USPC ..... **D24/190**

(58) **Field of Classification Search**

USPC ..... D24/188–192; D29/101.2

CPC .... A61F 5/028; A61F 5/03; A61F 7/02; A61F 5/024; A61F 5/01

See application file for complete search history.

*Primary Examiner* — Jennifer L Watkins

(74) *Attorney, Agent, or Firm* — Robert A. Nissen

(57)

**CLAIM**

The ornamental design for a shoulder brace, as shown and described.

**DESCRIPTION**

FIG. 1 is a front perspective view of a shoulder brace; FIG. 2 is a front elevation view of the shoulder brace shown in FIG. 1;

FIG. 3 is a top plan view of the shoulder brace shown in FIG. 1;

FIG. 4 is a bottom plan view of the shoulder brace shown in FIG. 1;

FIG. 5 is a first side view of the shoulder brace shown in FIG. 1, the second side view being identical to the first side view.

FIG. 6 is a rear perspective view of the shoulder brace shown in FIG. 1; and,

FIG. 7 is a rear elevation view of the shoulder brace shown in FIG. 1.

The broken lines in the drawings are for the purpose of depicting portions of a shoulder brace and form no part of the claim.

(56)

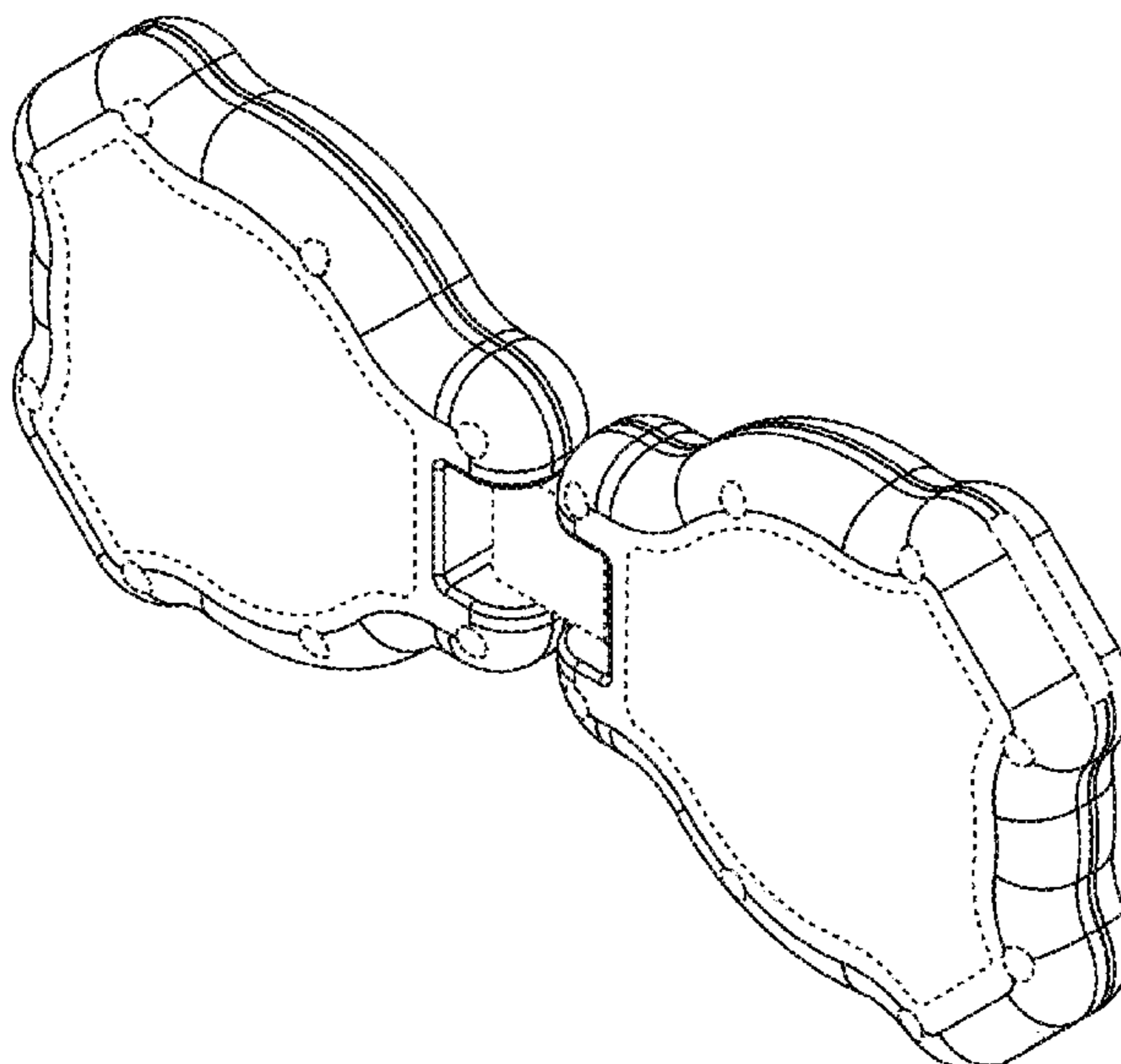
**References Cited**

U.S. PATENT DOCUMENTS

139,366	A	5/1873	Burnap
198,503	A	12/1877	Altmann
531,372	A	12/1894	Gamble
665,688	A	1/1901	Hollem
877,560	A	1/1908	Foltz
903,403	A	11/1908	Quick et al.
1,544,162	A	6/1925	La Vigne
1,678,584	A	7/1928	Branson
1,722,205	A	7/1929	Freund
2,450,298	A	9/1948	Peterson et al.
2,906,260	A	9/1959	Myers
3,277,889	A	10/1966	Palmer
3,499,441	A	3/1970	Hall
3,548,818	A	12/1970	Kaplan
3,718,137	A	2/1973	Gaylord
3,856,004	A	12/1974	Cox
3,857,388	A	12/1974	Frankel

(Continued)

**1 Claim, 3 Drawing Sheets**



(56)

References Cited

U.S. PATENT DOCUMENTS

4,018,189 A 4/1977 Umphries et al.  
 4,527,289 A 7/1985 Shea  
 4,570,619 A 2/1986 Gamm  
 4,589,406 A 5/1986 Florek  
 D311,608 S \* 10/1990 Harding ..... D24/107  
 5,067,484 A 11/1991 Hiemstra-Paez  
 5,133,340 A 7/1992 Koopmann  
 D347,692 S \* 6/1994 McCartney ..... D24/190  
 D355,033 S \* 1/1995 Lee ..... D24/190  
 D385,358 S \* 10/1997 Carlson ..... D24/192  
 5,816,251 A 10/1998 Glisan  
 5,860,944 A 1/1999 Hoffman, Jr.  
 D422,709 S \* 4/2000 Caswell ..... D2/624  
 6,102,879 A \* 8/2000 Christensen ..... A61F 5/03  
 602/19  
 D435,168 S \* 12/2000 Momburg ..... D3/215  
 6,315,747 B1 11/2001 Toole  
 D492,787 S \* 7/2004 Weaver, II ..... D24/190  
 6,840,916 B2 1/2005 Kozersky  
 D509,627 S \* 9/2005 Willows ..... D29/101.2  
 6,991,611 B2 1/2006 Rhee  
 7,025,737 B2 \* 4/2006 Modglin ..... A61F 5/024  
 602/19  
 D624,245 S \* 9/2010 Willows ..... D29/101.2  
 D629,513 S \* 12/2010 Bierman ..... A61M 25/02  
 D24/128  
 7,901,371 B1 3/2011 Vayntraub  
 7,954,204 B2 6/2011 Hammerslag et al.  
 D657,063 S \* 4/2012 Chiang ..... D24/190  
 8,328,742 B2 12/2012 Bledsoe  
 8,556,840 B2 10/2013 Burke et al.  
 D697,708 S \* 1/2014 Denzer ..... D3/215  
 D703,827 S \* 4/2014 Lee ..... D24/215  
 D706,429 S \* 6/2014 Julian ..... D24/190  
 D713,996 S \* 9/2014 Collett ..... D29/101.1  
 D748,277 S 1/2016 Chen  
 D808,028 S \* 1/2018 Richards ..... D24/190  
 9,975,025 B2 \* 5/2018 McCrane ..... A63B 69/0059  
 D847,356 S \* 4/2019 Chen ..... D24/190  
 2006/0129076 A1 6/2006 Haneda

2009/0076457 A2\* 3/2009 Bierman ..... A61M 25/02  
 604/180

2011/0152737 A1 6/2011 Burke et al.  
 2012/0078149 A1 3/2012 Azimzadeh  
 2013/0110021 A1 5/2013 Liu et al.  
 2013/0317400 A1 11/2013 Ferezy  
 2014/0039370 A1 2/2014 Sears  
 2014/0074003 A1 3/2014 Monden  
 2014/0100501 A1 4/2014 Burke et al.  
 2014/0135674 A1 5/2014 Kirk  
 2014/0221893 A1 8/2014 Modglin  
 2015/0282974 A1 10/2015 Kamenaga et al.

FOREIGN PATENT DOCUMENTS

CN	205459292	8/2016
EP	2070495	6/2009
FR	2880797	7/2006
GB	190228447	10/1903
GB	379185	8/1932
KR	20110124846	11/2011
NL	1039802	3/2014
TW	1384972	2/2013

OTHER PUBLICATIONS

Landmark Medical Systems, MKO Pulley Back Brace, URL =<http://landmark-medical-systems.myshopify.com/products/mko-pulley-back-brace>, accessed on Dec. 21, 2015, 1 page.  
 Medicalbroker, Thuasne Ligaflex clavicular support brace, URL =<http://e-medicalbroker.com/product-eng-3855-Thuasne-Ligaflex-clavicular-support-brace.html>, accessed on Feb. 1, 2016, 7 pages.  
 Screenshots taken from the WayBack Machine of the Ergo BackSupport website as of Jan. 13, 2016, URL=<http://web.archive.org/web/20160113193915/http://ergobacksupport.com/>, information accessed on Aug. 29, 2016, 7 pages.  
 International Search Report dated May 30, 2017 on the corresponding P.C.T. patent application No. PCT/CA2017/050159 filed Feb. 10, 2017, 4 pages.

\* cited by examiner

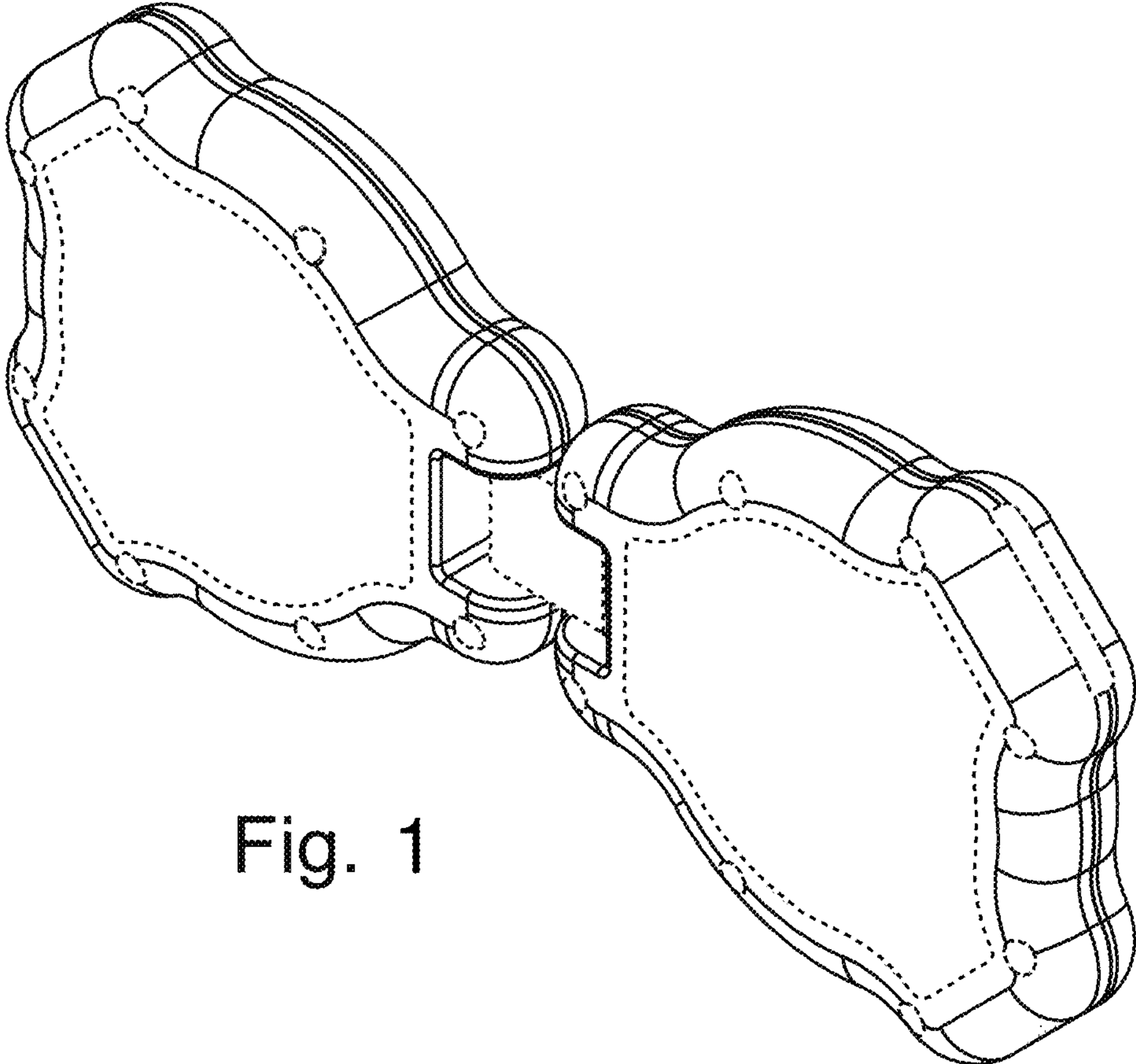


Fig. 1

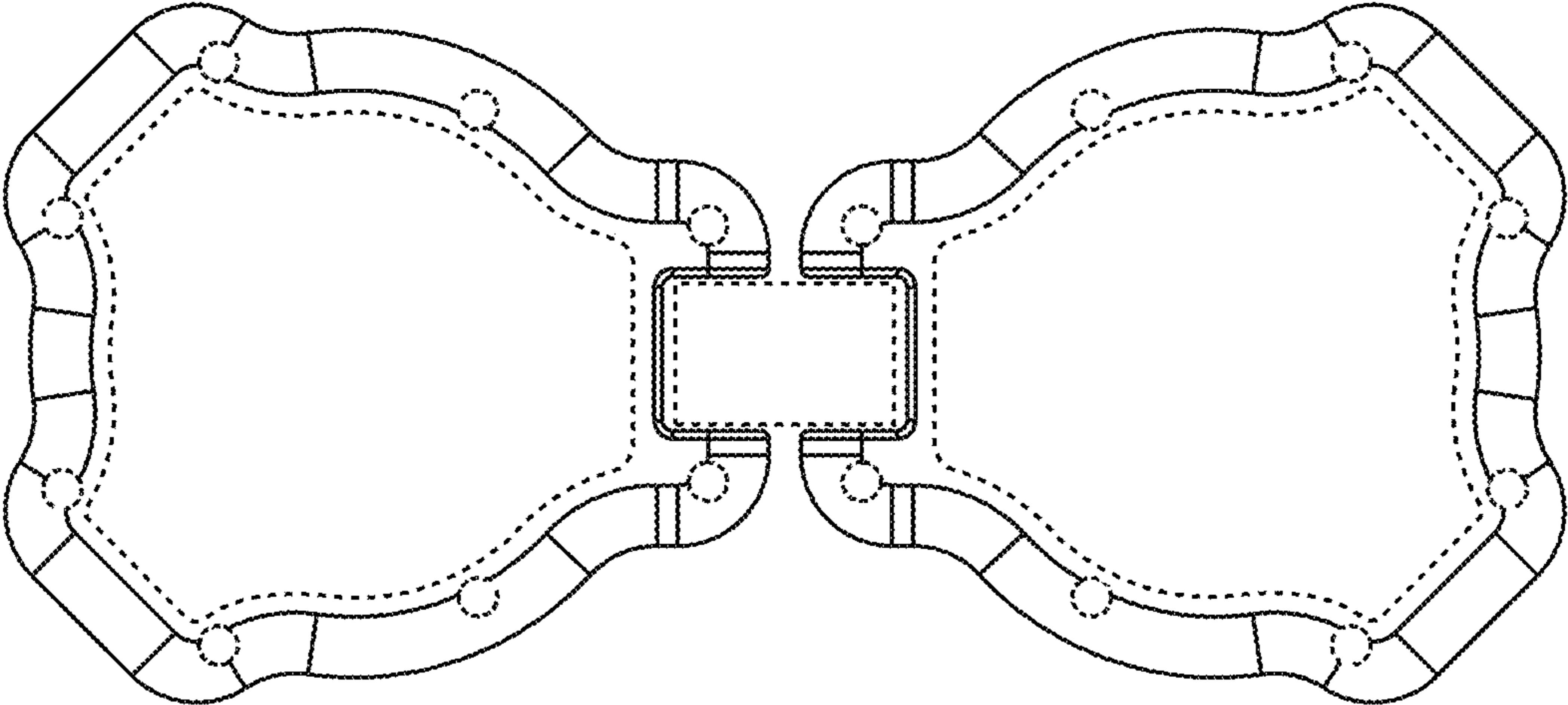


Fig. 2

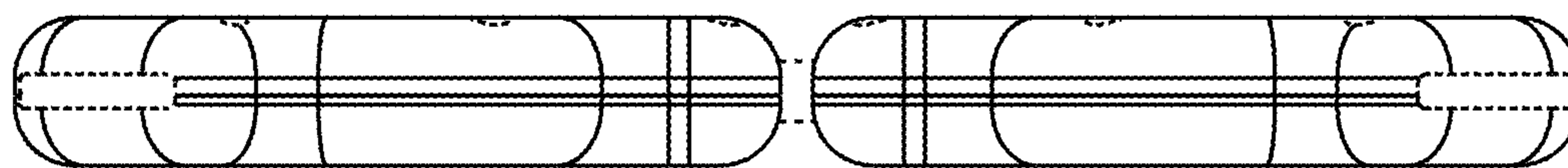


Fig. 3

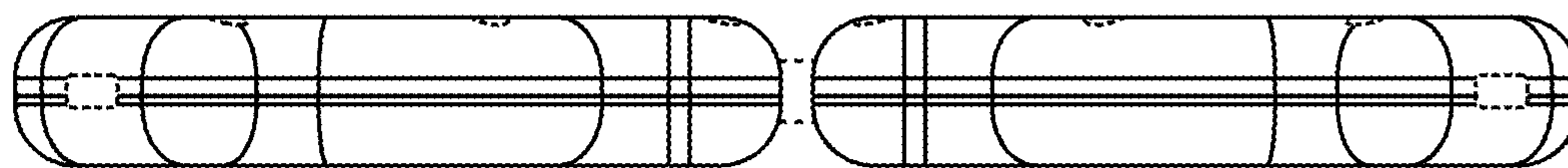


Fig. 4

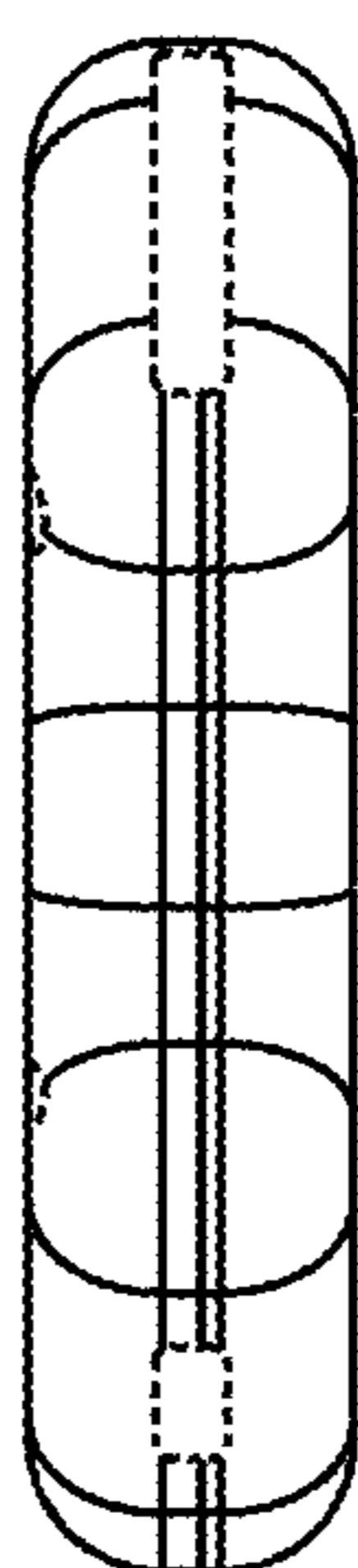


Fig. 5

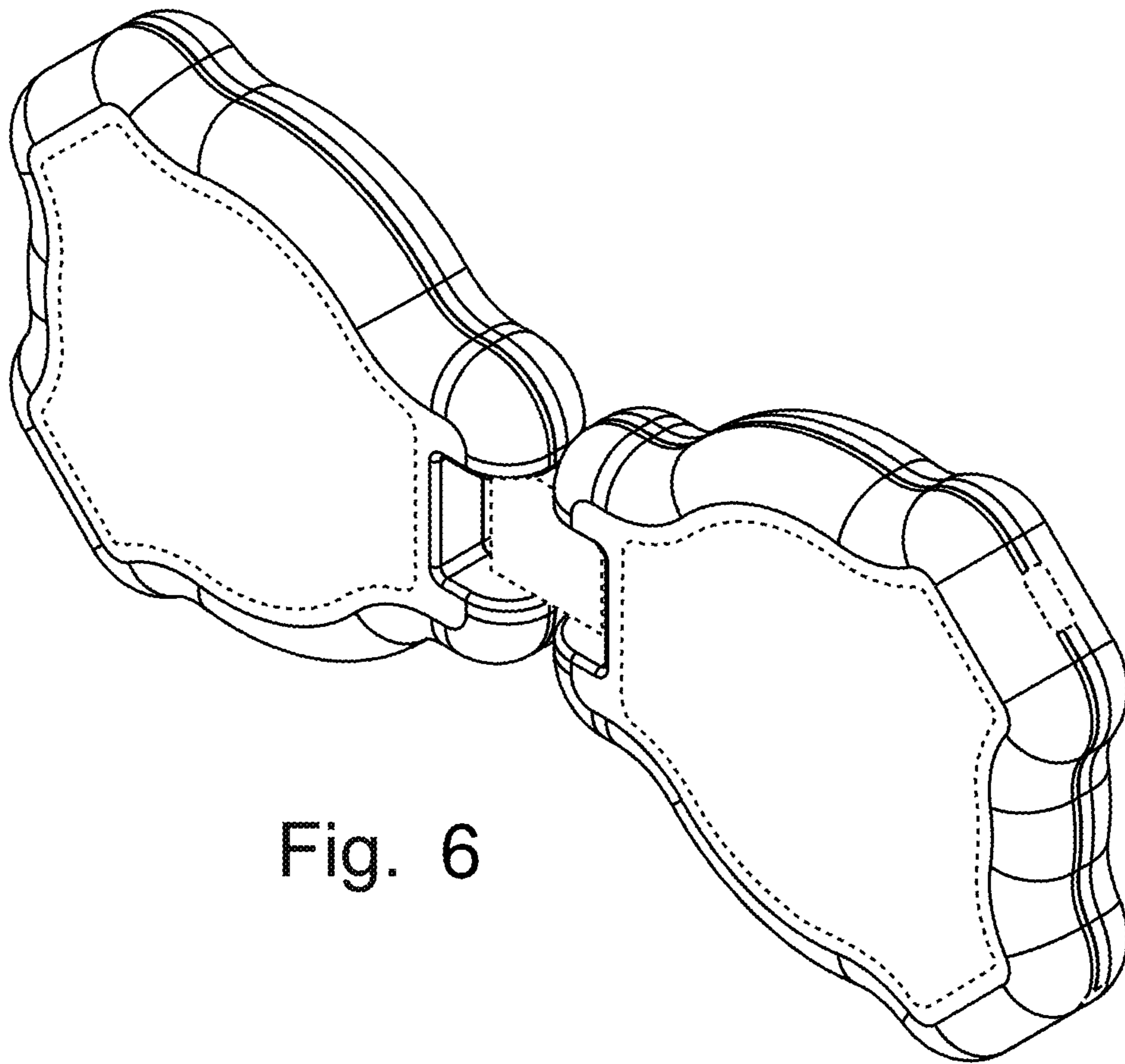


Fig. 6

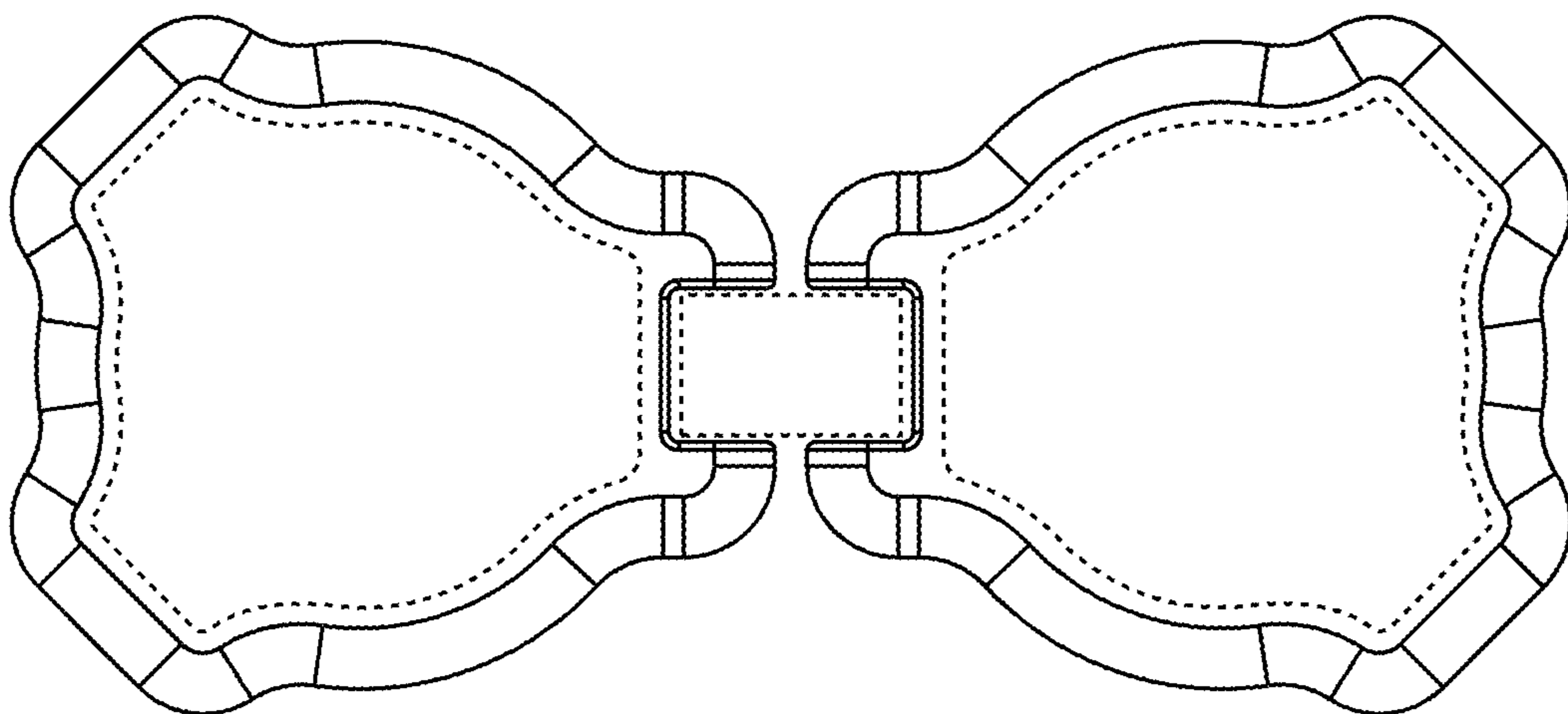


Fig. 7