



US00D873403S

(12) **United States Design Patent** (10) **Patent No.:** **US D873,403 S**
Brandenburg (45) **Date of Patent:** **** Jan. 21, 2020**

(54) **AIR FRESHENER DIFFUSER**
(71) Applicant: **Brandywine Product Group International, Inc.**, Wilmington, DE (US)
(72) Inventor: **Kyle Brandenburg**, Middletown, DE (US)
(73) Assignee: **Brandywine Product Group International, Inc.**, Wilmington, DE (US)

D669,569 S 10/2012 Levake
D673,252 S 12/2012 Abbondanzio
D673,666 S 1/2013 Gordon
D674,886 S 1/2013 Irwin
D741,987 S 10/2015 Gamble
D767,108 S 9/2016 Brandenburg
D779,725 S * 2/2017 Bramley D27/170
9,591,842 B2 * 3/2017 Furner A01M 1/02
D788,901 S 6/2017 Warberg Block

(Continued)

Primary Examiner — Sheryl Lane
Assistant Examiner — Calvin E Vansant
(74) *Attorney, Agent, or Firm* — Rogowski Law LLC

(**) Term: **15 Years**

(57) **CLAIM**

(21) Appl. No.: **29/704,187**

The ornamental design for an air freshener diffuser, as shown and described.

(22) Filed: **Sep. 3, 2019**

DESCRIPTION

Related U.S. Application Data

(62) Division of application No. 29/657,492, filed on Jul. 23, 2018.
(51) **LOC (12) Cl.** **23-04**
(52) **U.S. Cl.**
USPC **D23/366**
(58) **Field of Classification Search**
USPC D23/208, 355–369; D14/209.1, 212–213; D11/144
CPC A61L 9/02; A61L 9/03; A61L 9/12; A61L 9/035; A61L 9/125
See application file for complete search history.

FIG. 1 is a right front perspective view of an air freshener diffuser;
FIG. 2 is a left rear bottom perspective view of the air freshener diffuser of FIG. 1;
FIG. 3 is a top plan view of the air freshener diffuser of FIG. 1;
FIG. 4 is a bottom plan view of the air freshener diffuser of FIG. 1;
FIG. 5 is right side elevational view of the air freshener diffuser of FIG. 1;
FIG. 6 is a left side elevational view of the air freshener diffuser of FIG. 1;
FIG. 7 is a front elevational view of the air freshener diffuser of FIG. 1; and,
FIG. 8 is a rear elevational view of the air freshener diffuser of FIG. 1.

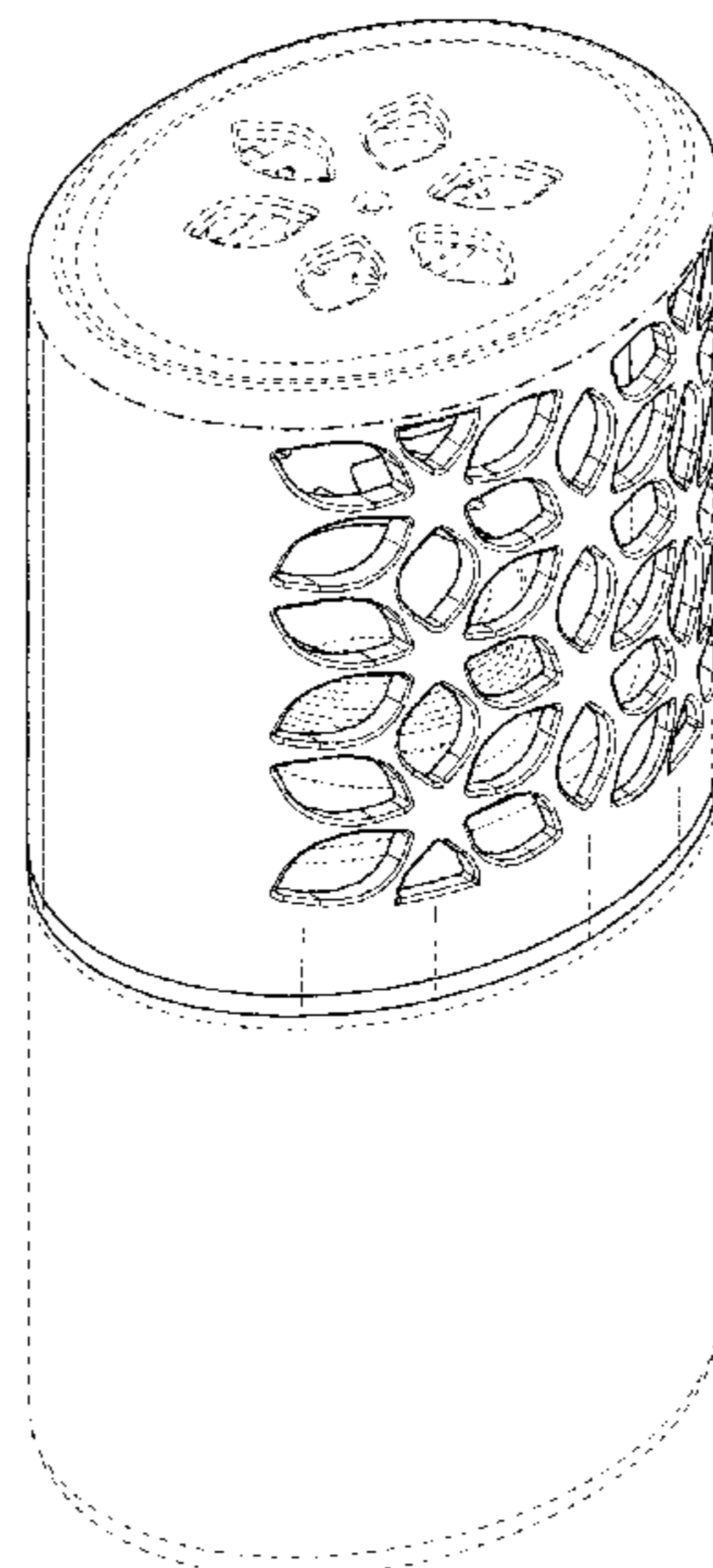
The broken lines showing portions of the air freshener diffuser are included for the purpose of illustrating the portions of the article and form no part of the claimed design.

(56) **References Cited**

U.S. PATENT DOCUMENTS

D455,827 S 4/2002 Simons
D484,583 S * 12/2003 Hunt D23/360
D508,285 S 8/2005 Velicescu
D638,112 S * 5/2011 Hisey D23/366
D639,922 S 6/2011 Howlett
D641,464 S 7/2011 DeHaan
D647,190 S 10/2011 Walter

1 Claim, 7 Drawing Sheets



(56)

References Cited

U.S. PATENT DOCUMENTS

D789,339 S * 6/2017 Tang D14/240
D806,850 S 1/2018 D'Amico
D834,164 S 11/2018 Dios
D847,325 S 4/2019 Peach
D849,923 S 5/2019 Gobber
2010/0308126 A1* 12/2010 Gruenbacher A61L 9/04
239/6
2017/0340765 A1* 11/2017 Adair B01F 3/04085

* cited by examiner

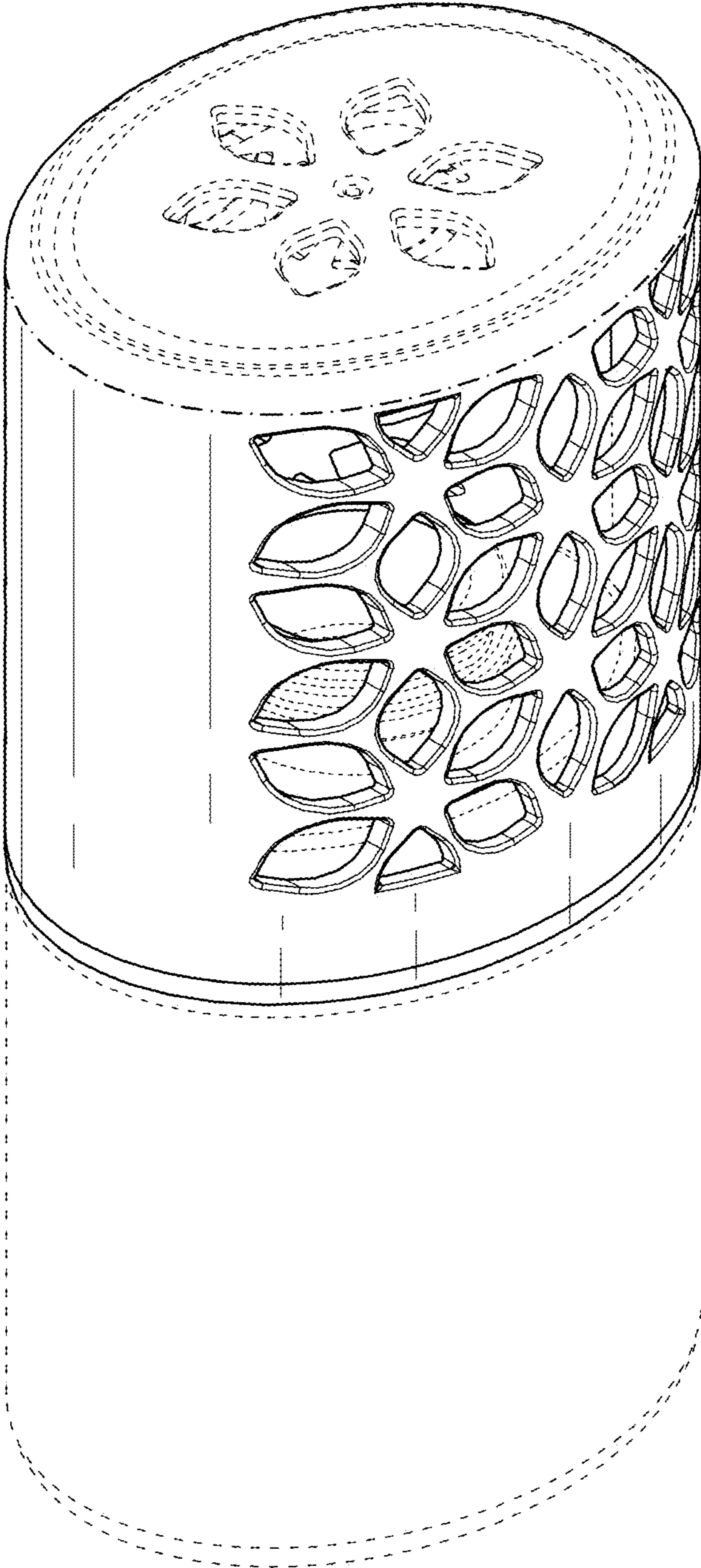


FIG. 1




FIG. 2

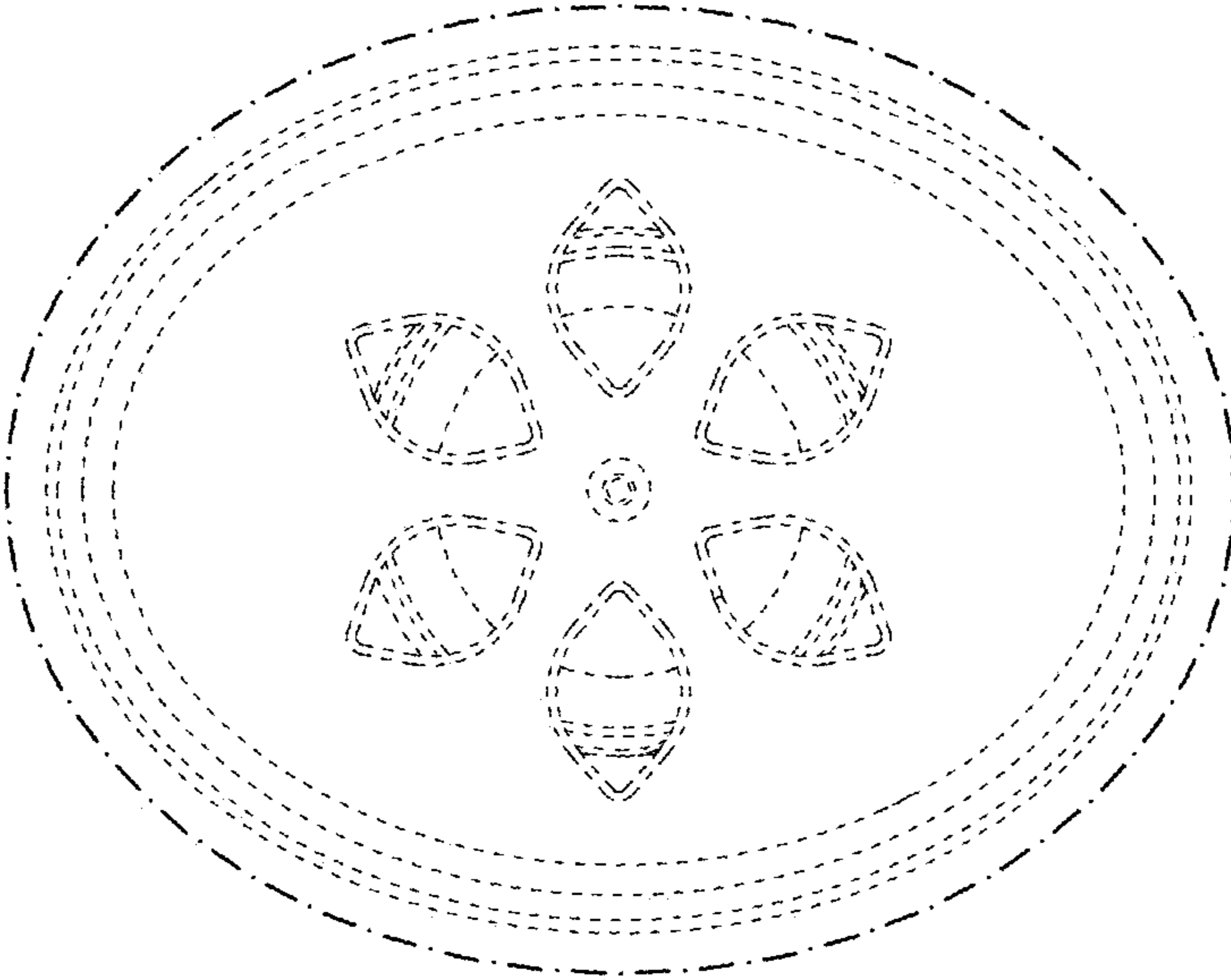


FIG. 3

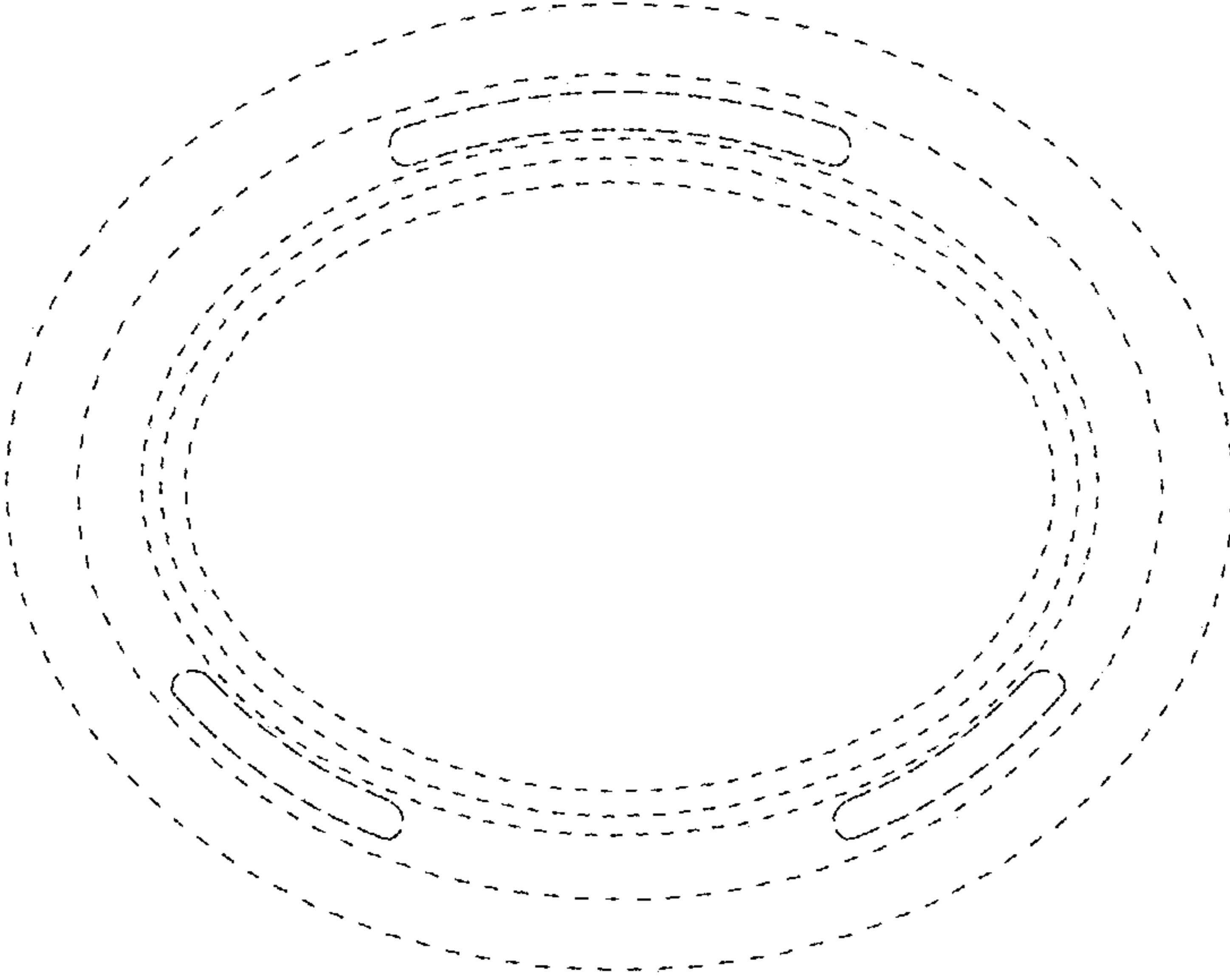


FIG. 4

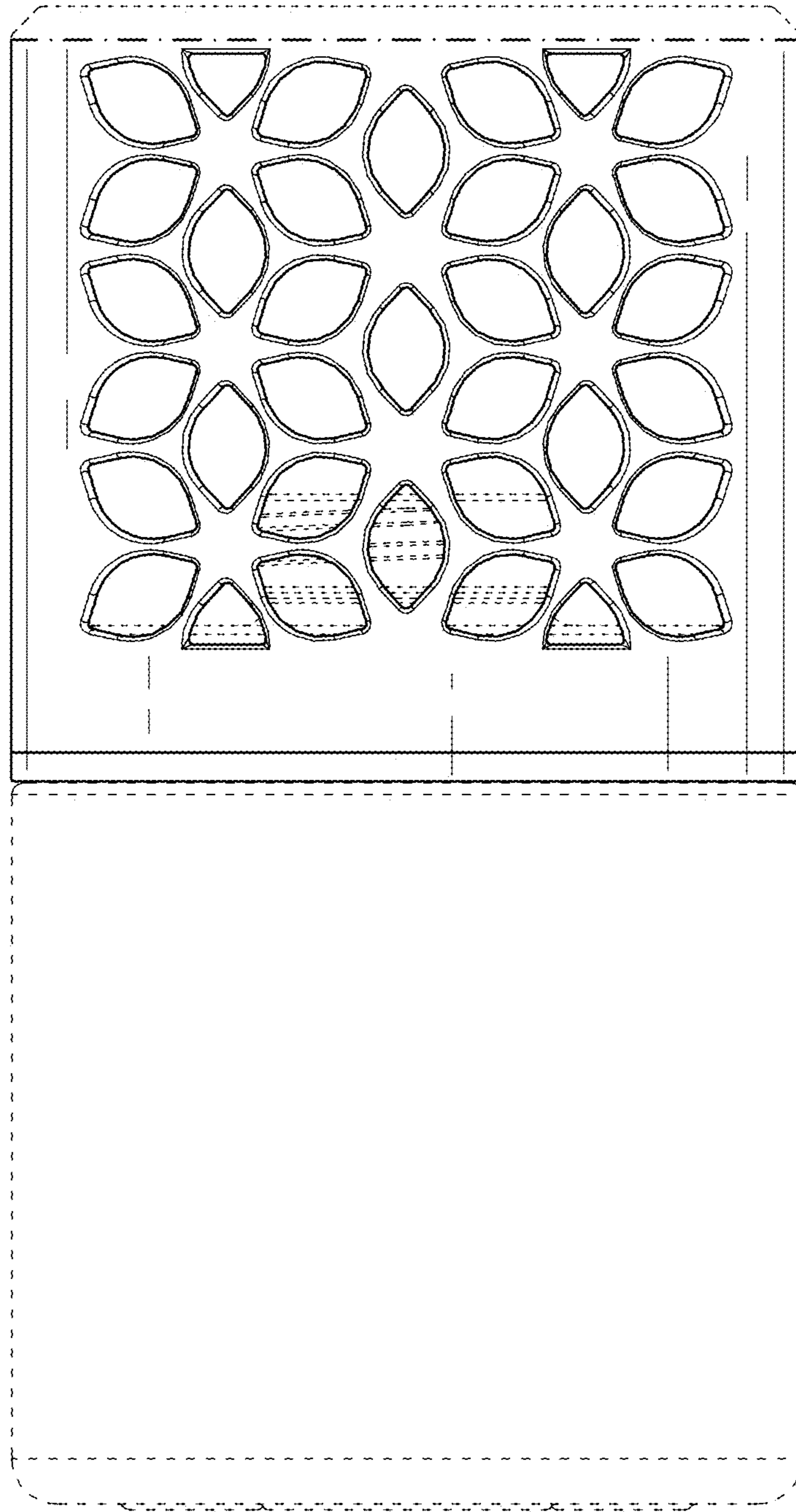


FIG. 5

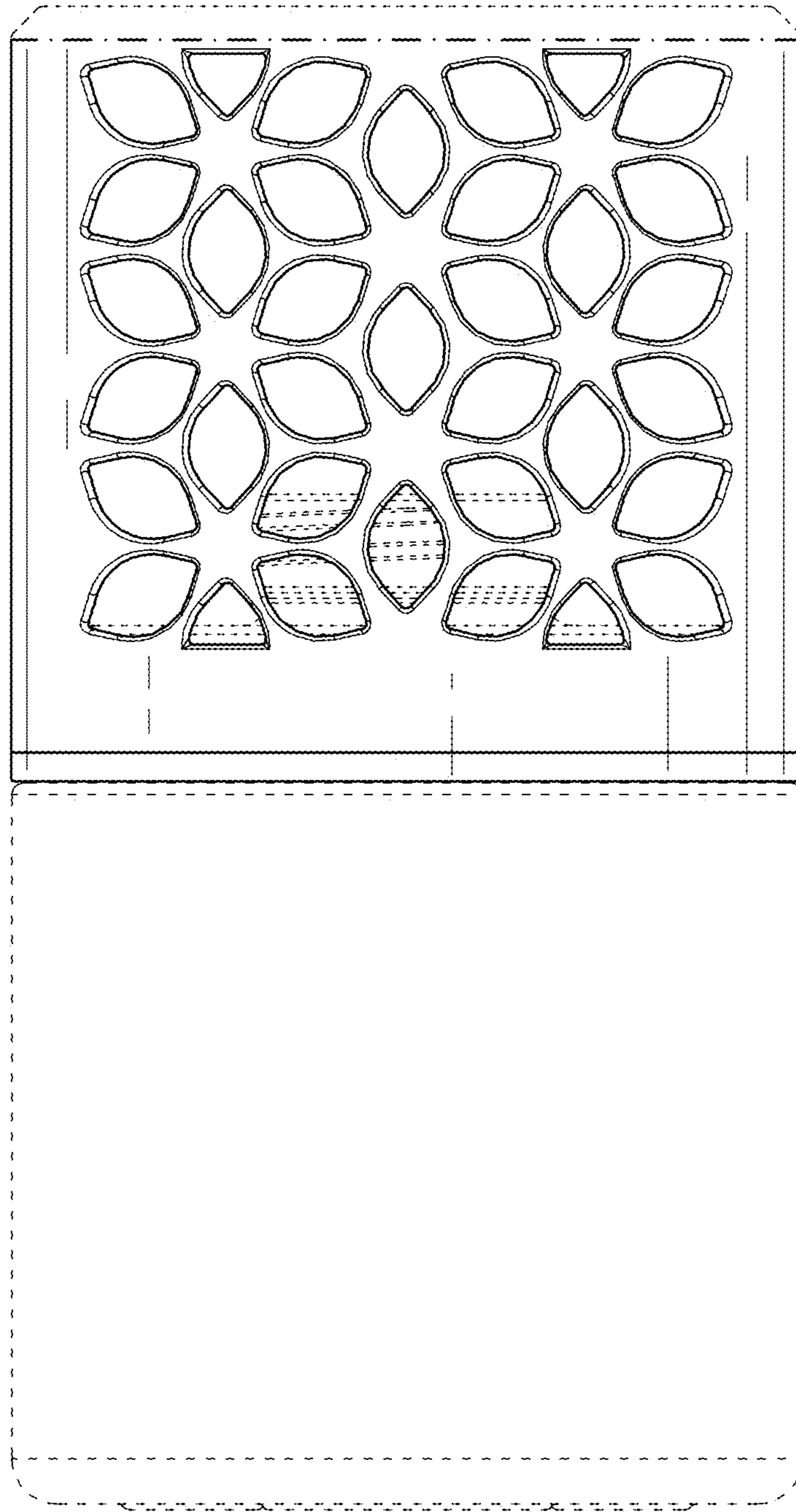


FIG. 6

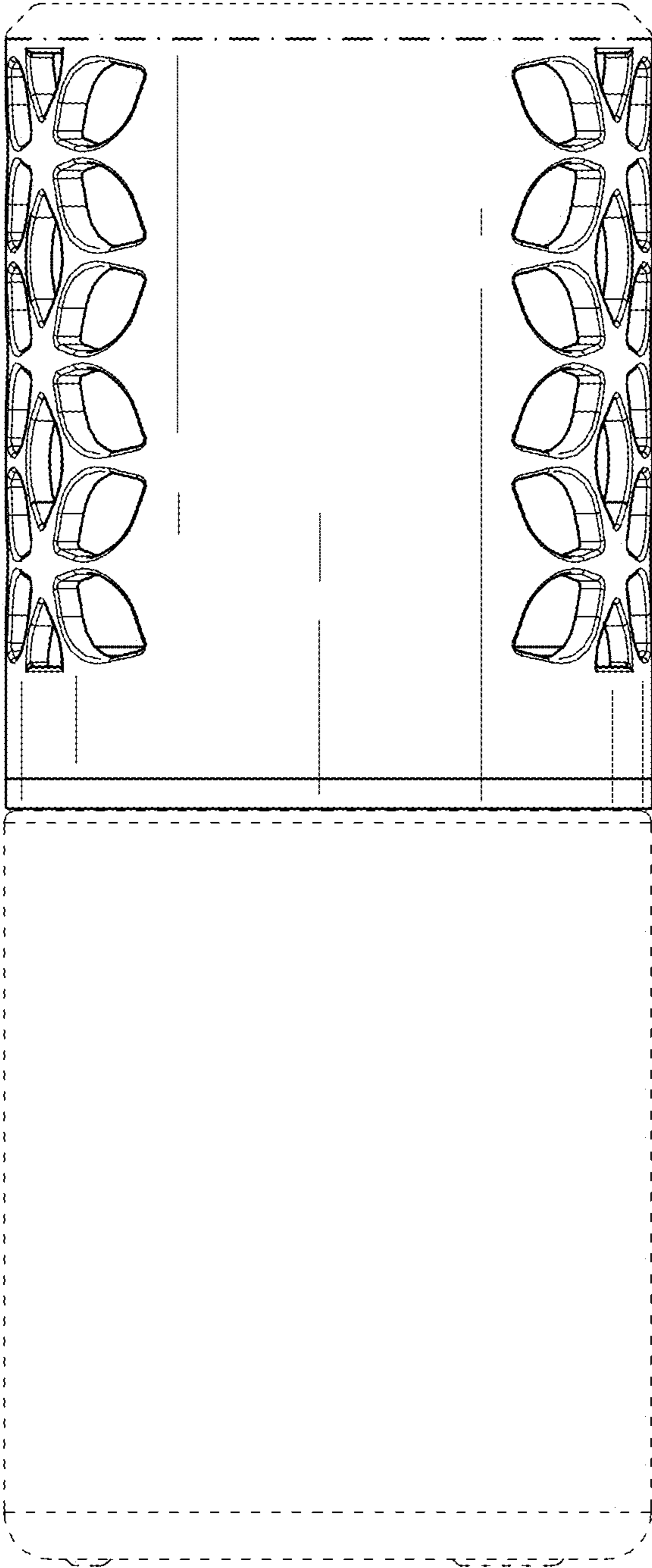


FIG. 7

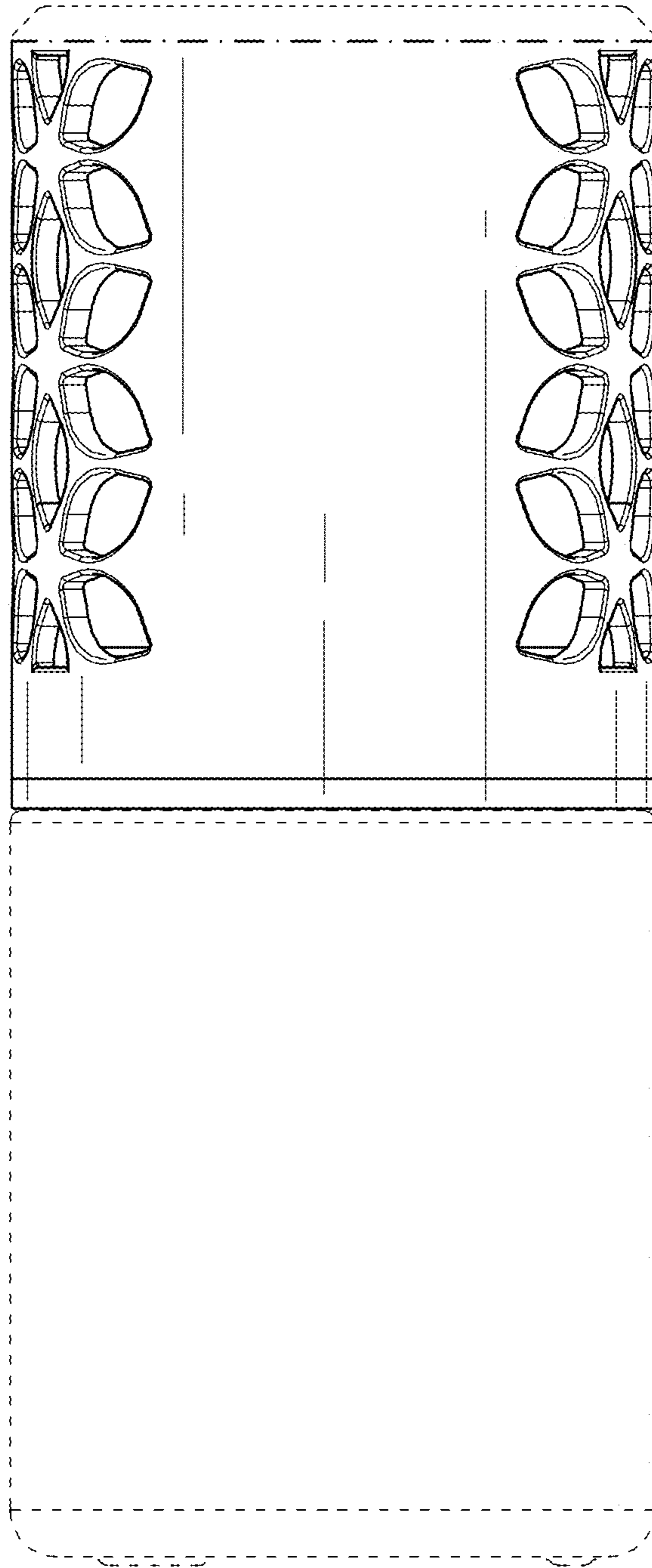


FIG. 8