



US00D873371S

(12) **United States Design Patent**
Kielsmeier

(10) **Patent No.:** **US D873,371 S**
(45) **Date of Patent:** **** Jan. 21, 2020**

(54) **MAGAZINE**

(71) Applicant: **Magpul Industries Corp.**, Austin, TX
(US)

(72) Inventor: **Nicholas Kielsmeier**, Denver, CO (US)

(73) Assignee: **Magpul Industries Corp.**, Austin, TX
(US)

(**) Term: **15 Years**

(21) Appl. No.: **29/635,371**

(22) Filed: **Jan. 30, 2018**

Related U.S. Application Data

(62) Division of application No. 29/563,572, filed on May 5, 2016, now Pat. No. Des. 812,176.

(51) **LOC (12) Cl.** **22-01**

(52) **U.S. Cl.**
USPC **D22/108**

(58) **Field of Classification Search**
USPC D22/108; D21/572–573
CPC F41A 9/70; F41A 9/65; F41A 9/71; F41A 9/68; F41A 9/69; F41A 11/02; F41A 9/61; F41A 9/00; F41A 9/17; F41A 9/23; F41A 9/34; F41A 9/84

See application file for complete search history.

(56) **References Cited**

U.S. PATENT DOCUMENTS

D344,780 S * 3/1994 Jenkins D22/108
D362,044 S * 9/1995 Sniezak D22/100
D401,992 S * 12/1998 Pearce D22/100
6,736,125 B2 * 5/2004 Petrosyan F41B 11/55
124/51.1
D493,861 S * 8/2004 Rauch D22/108
7,373,751 B1 * 5/2008 Schaffer F41A 9/59
42/50

D680,613 S * 4/2013 Fitzpatrick D22/108
D745,944 S * 12/2015 Kielsmeier D22/108
D757,884 S * 5/2016 Kielsmeier D22/108
D769,397 S * 10/2016 Lam D22/108
D783,111 S * 4/2017 Hillis D22/108
2017/0191771 A1 * 7/2017 Zimmer F41A 9/62

OTHER PUBLICATIONS

Pratt, Michael Aaron, "United States Office Action Re U.S. Appl. No. 29/563,572", dated Jul. 26, 2017, p. 13 Published in: US.

(Continued)

Primary Examiner — Michael A. Pratt

(74) *Attorney, Agent, or Firm* — Neugeboren O'Dowd PC

(57) **CLAIM**

The ornamental design for one or more features of a magazine, as shown and described.

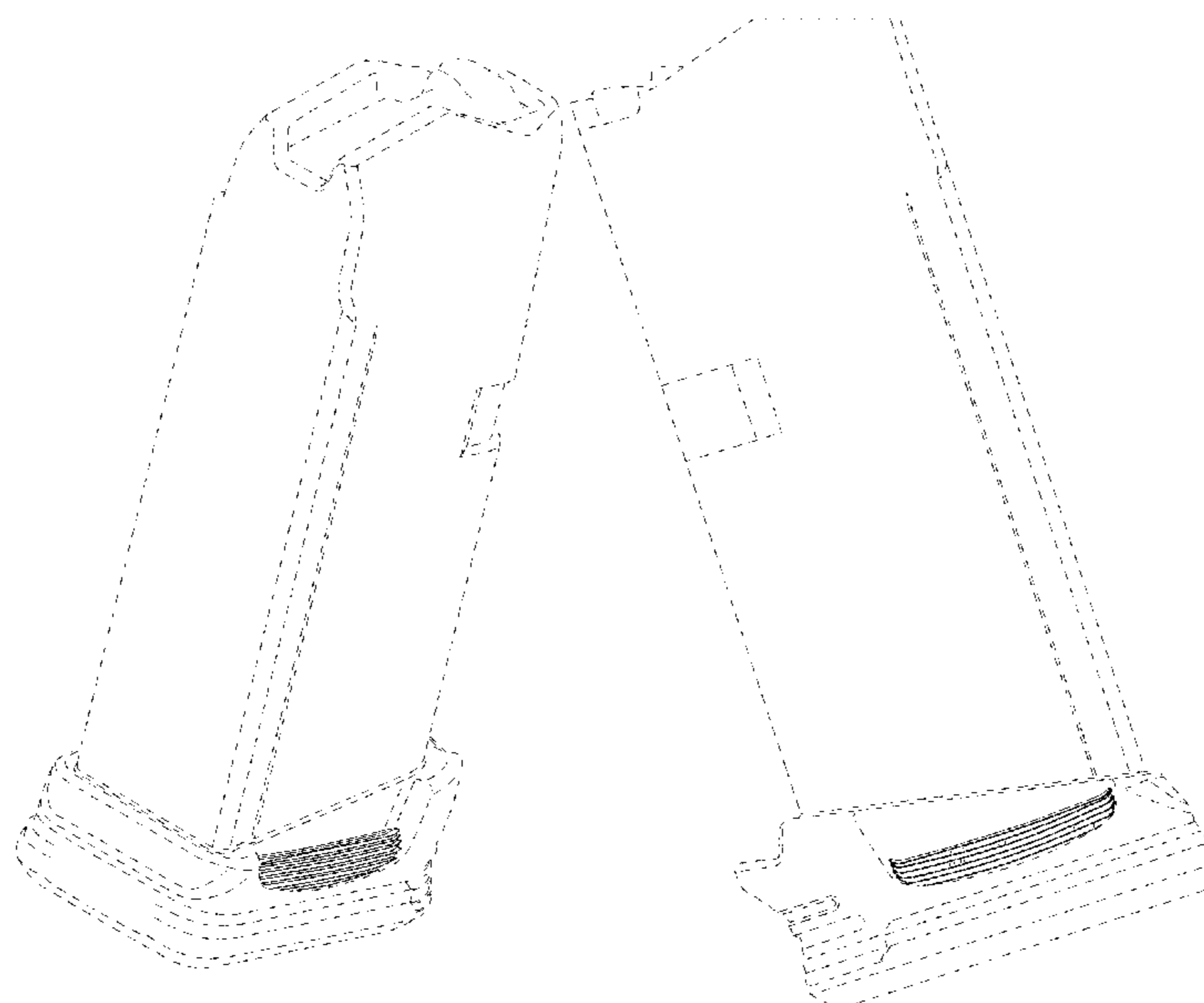
DESCRIPTION

FIG. 1 is a left, top, rear perspective view of a first embodiment of a magazine showing our new design; FIG. 2 is a rear elevation view of the magazine of FIG. 1; FIG. 3 is a front elevation view of the magazine of FIG. 1; FIG. 4 is a left side elevation view of the magazine of FIG. 1; FIG. 5 is a right side elevation view of the magazine of FIG. 1; FIG. 6 is a top view of the magazine of FIG. 1; and, FIG. 7 is a bottom view of the magazine of FIG. 1.

The shade lines in the Figures show contour and not surface ornamentation.

The broken lines showing portions of the design in all figures are included for the purpose of illustrating environment and unclaimed features and forms no part of the claimed design.

1 Claim, 6 Drawing Sheets



(56)

References Cited

OTHER PUBLICATIONS

Gruber, Stephen S., "Response to Office Action Re U.S. Appl. No. 29/563,572", dated Aug. 28, 2017, p. 7, Published in: US.

Midway USA, "Glock Magazine Gen 4 Glock 26 9mm Luger Polymer Black", Retrieved from <http://www.midwayusa.com/product/930397818/glock-magazine-gen-4-glock-26-9mm-luger-polymer-black#pr-header-back-to-top-link>, Known to exist as early as Feb. 25, 2010, p. 1.

Magpul Industries, Corp., "PMAG 15 GL9—Glock G19", Retrieved from <https://www.magpul.com/products/pmag-15-gl9>, Known to exist as early as Apr. 9, 2015, p. 6.

Magpul Industries, Corp., "PMAG 17 GK9—Glock G17", Retrieved from <https://www.magpul.com/products/pmag-17-gl>, Known to exist as early as Jan. 15, 2015, p. 6.

Pearce Grip, "Glock Magazine Extension Generation 4&5", Retrieved from <http://www.pearcegrip.com/Products/GLOCK%20GEN%205/PG-G4%2B>, Known to exist as early as Oct. 21, 2015, p. 2.

* cited by examiner

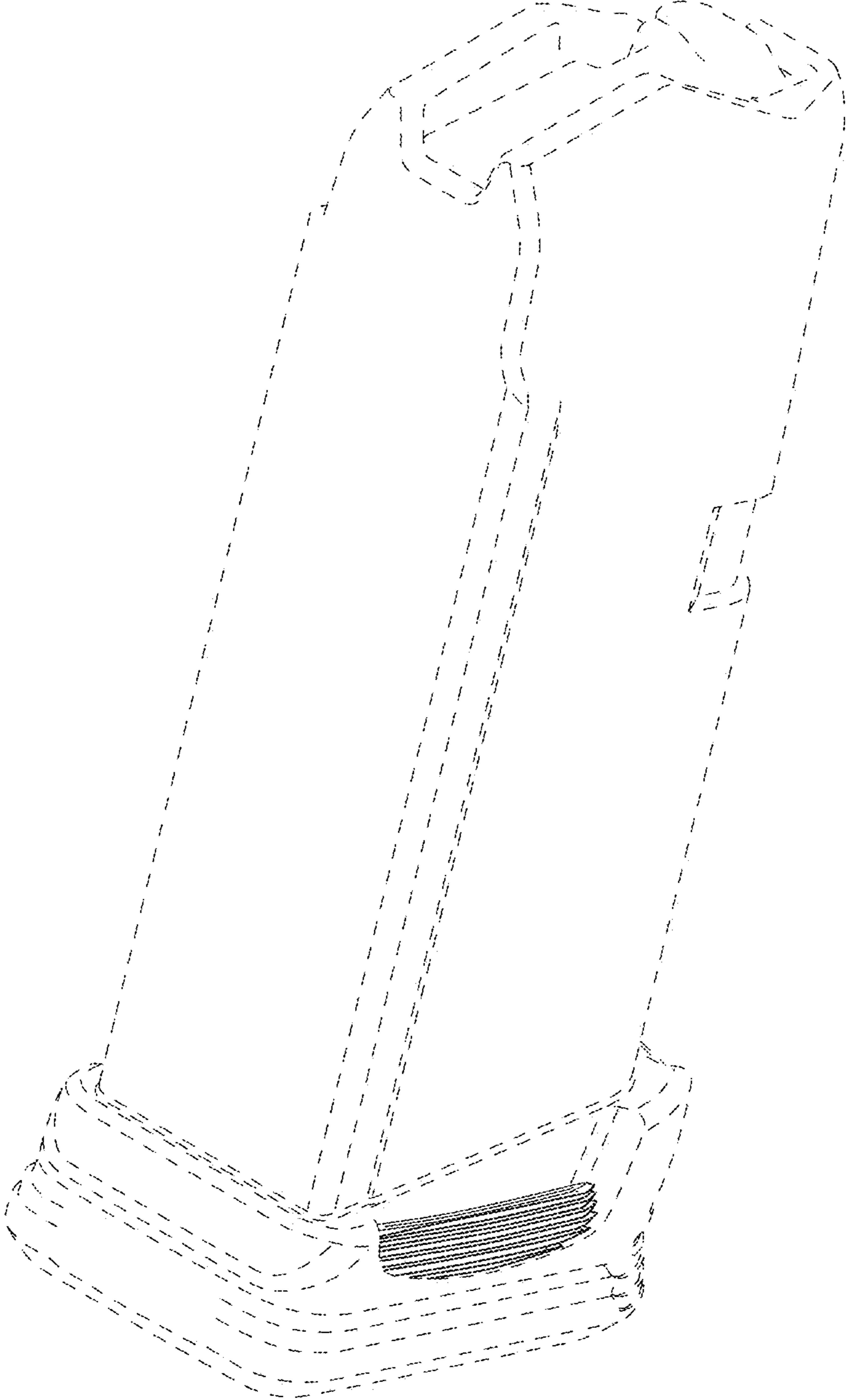


FIGURE 1




FIGURE 2

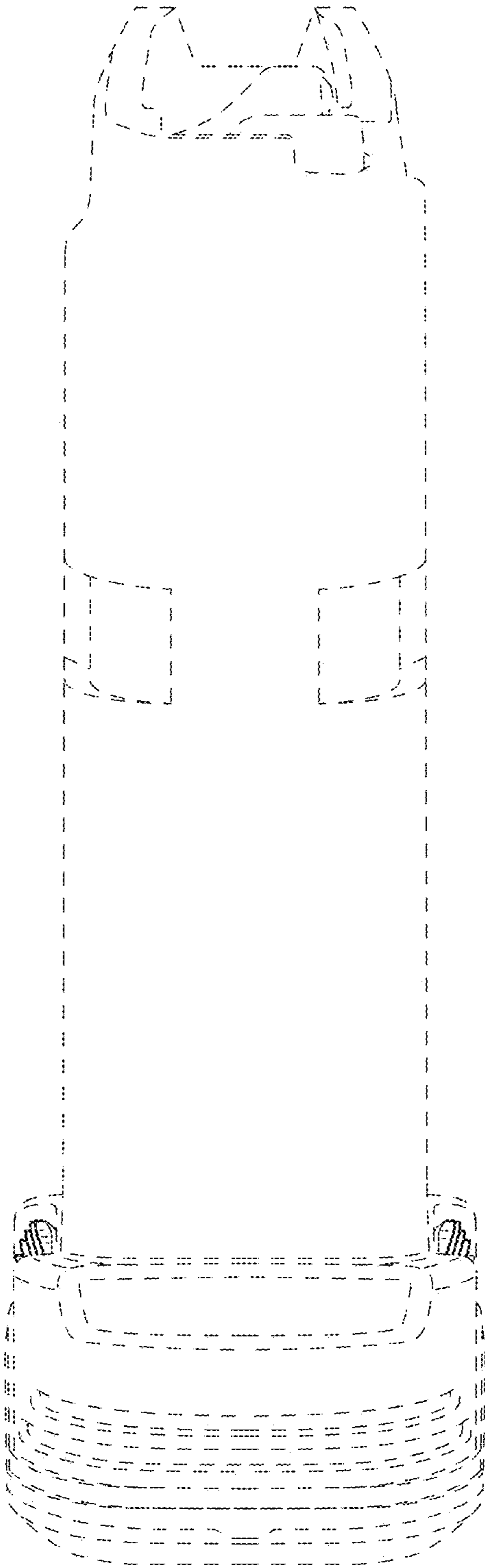


FIGURE 3

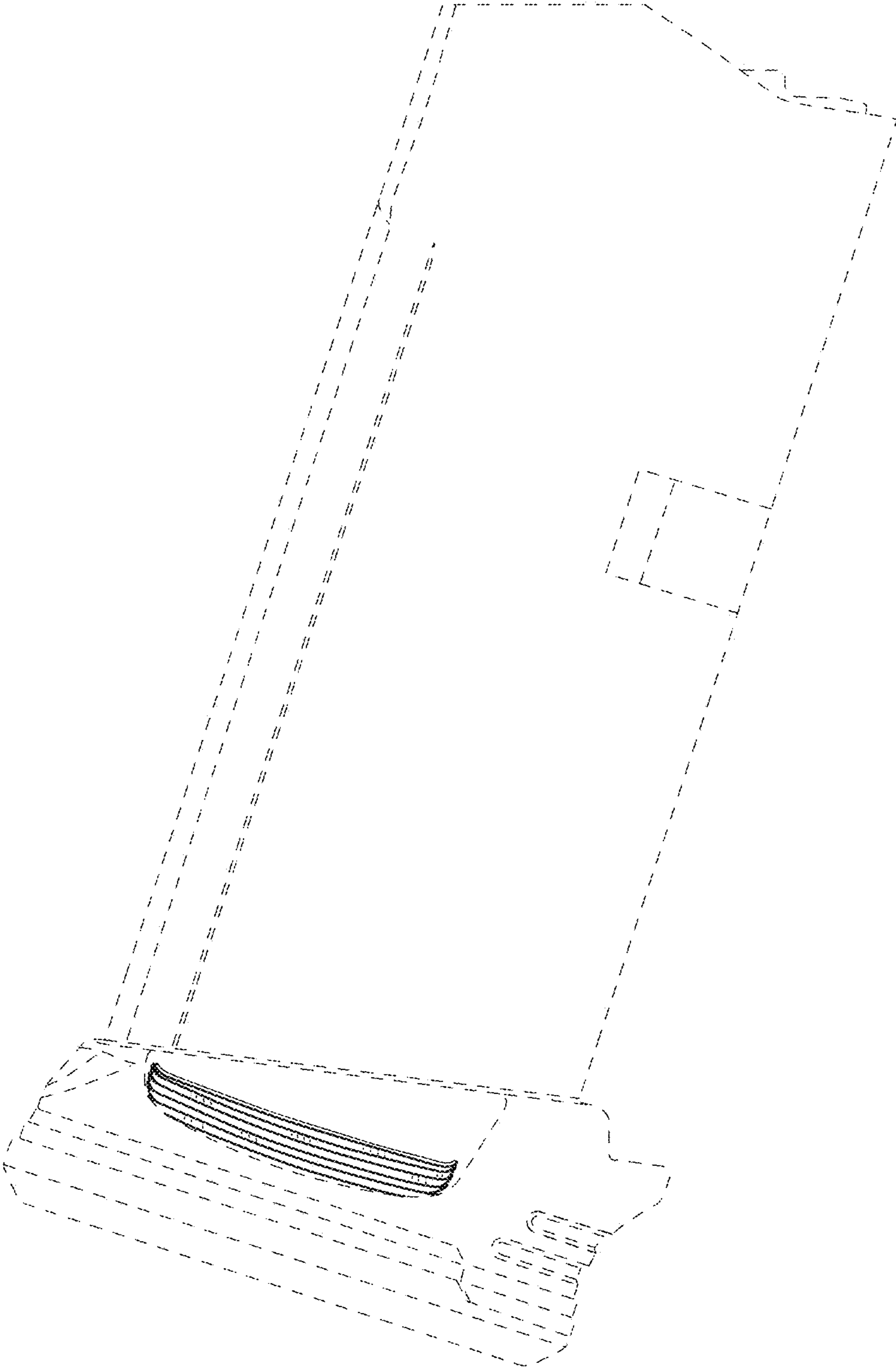


FIGURE 4

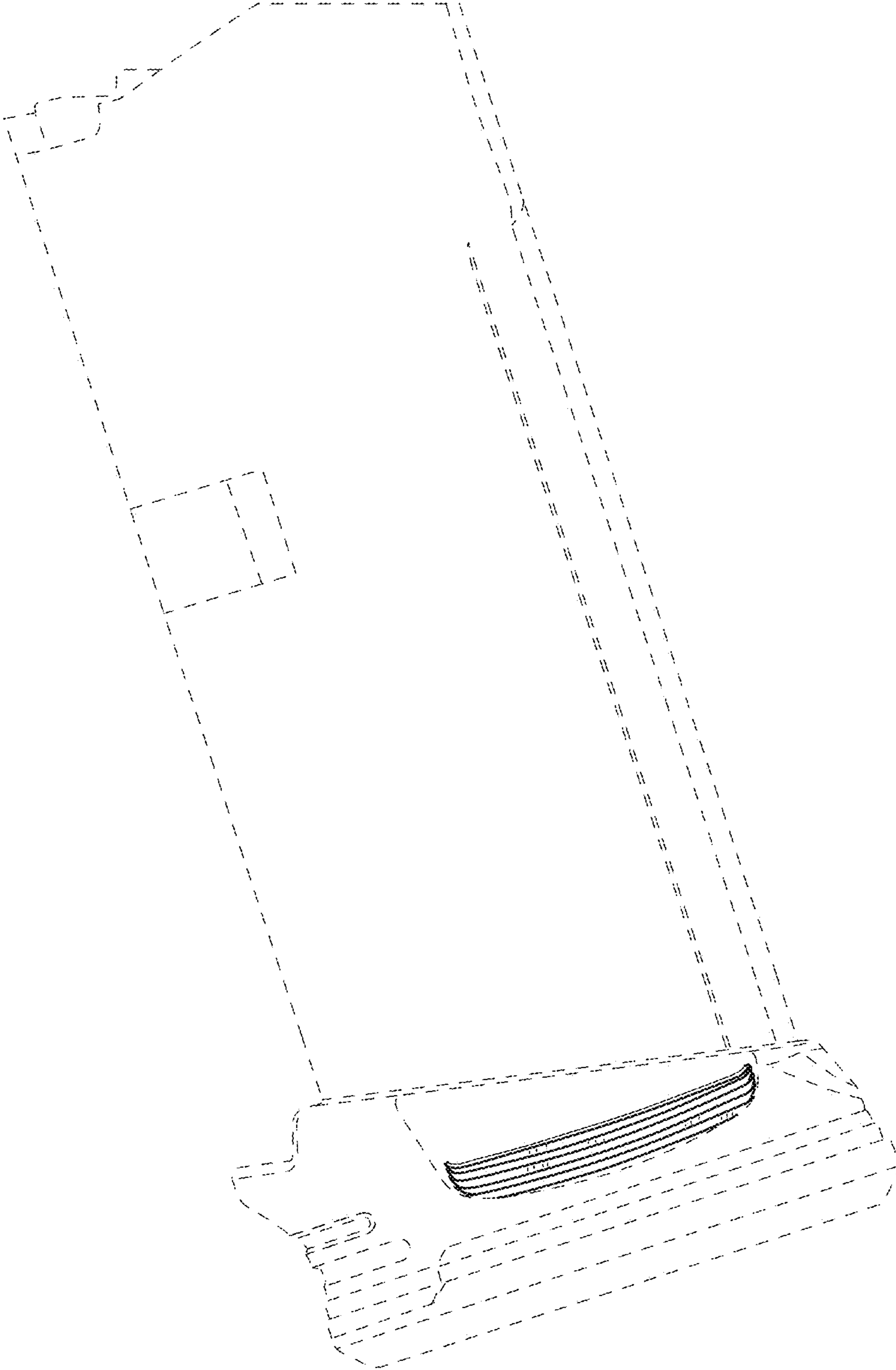


FIGURE 5

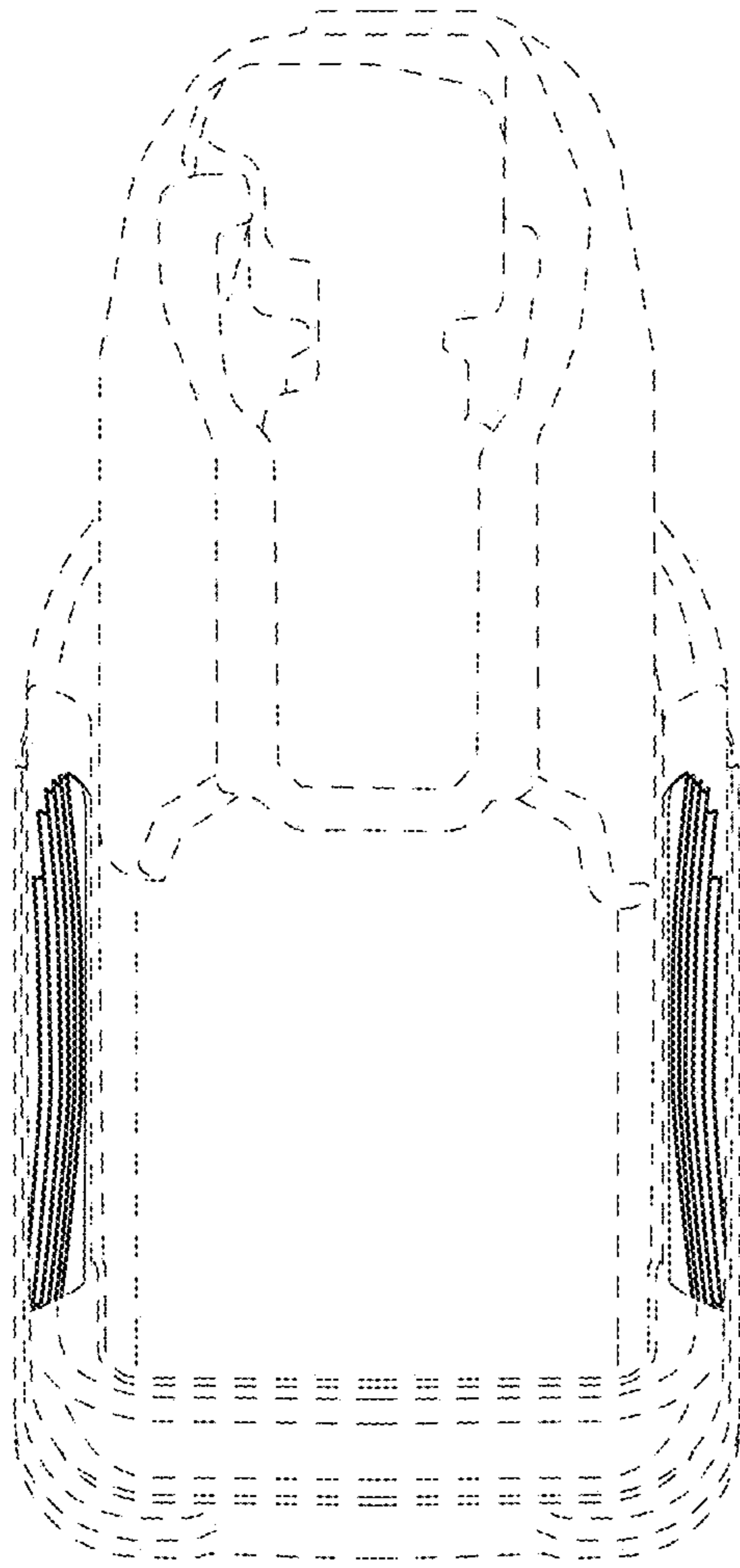


FIGURE 6

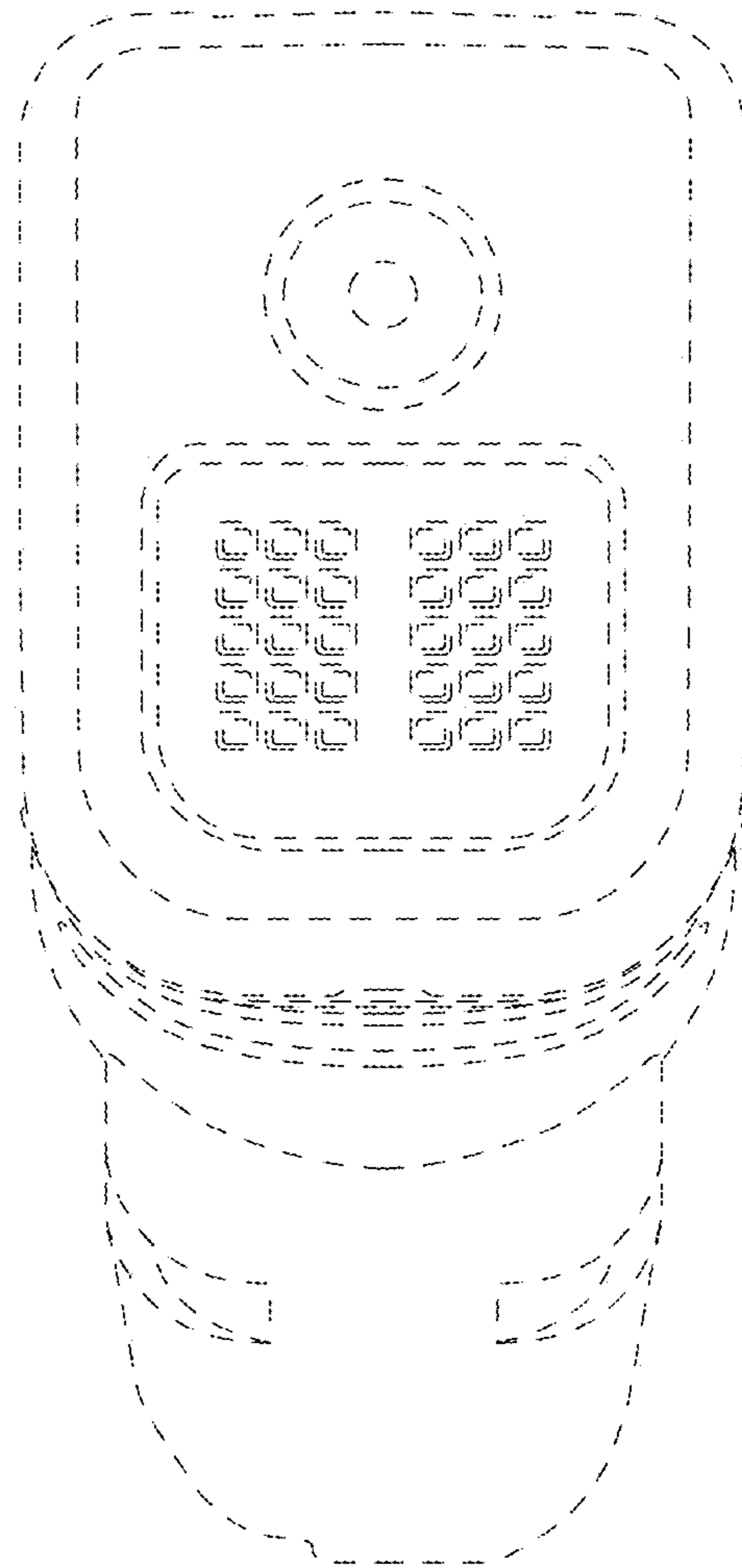


FIGURE 7