



US00D873355S

(12) **United States Design Patent**
Murphy

(10) **Patent No.:** **US D873,355 S**
(45) **Date of Patent:** **** Jan. 21, 2020**

- (54) **INTERLOCKING PLUSH TOY**
- (71) Applicant: **SNAP POP**, Trabucco Canyon, CA (US)
- (72) Inventor: **David Murphy**, Los Angeles, CA (US)
- (73) Assignee: **SNAP POP**, Trabucco Canyon, CA (US)
- (**) Term: **15 Years**
- (21) Appl. No.: **29/693,484**
- (22) Filed: **Jun. 3, 2019**

D368,823 S *	4/1996	Cancellieri	D20/31
D400,297 S *	10/1998	Chazen	D21/621
D415,801 S *	10/1999	Sisler	D21/621
D450,787 S *	11/2001	Jenkins	D21/577
D451,562 S *	12/2001	Ruth	D21/621
D466,565 S *	12/2002	Borgaro	D21/577
D482,083 S *	11/2003	Williams	D21/621
D484,928 S *	1/2004	Marr	D21/621
D674,031 S *	1/2013	Vehlow	D21/621

* cited by examiner

Primary Examiner — Zenia I Bennett

(74) *Attorney, Agent, or Firm* — Brooks Acordia IP Law, PC; Michael Zarrabian

(57) **CLAIM**

The ornamental design for an interlocking plush toy, as shown and described.

Related U.S. Application Data

- (62) Division of application No. 29/649,126, filed on May 25, 2018.
- (51) **LOC (12) Cl.** **21-01**
- (52) **U.S. Cl.**
USPC **D21/621**
- (58) **Field of Classification Search**
USPC D21/621, 623, 624, 625, 628, 630, 631, D21/633, 640, 643–649, 659; D24/194; D6/595, 596, 597, 598, 599, 601
CPC A63H 3/00
See application file for complete search history.

DESCRIPTION


FIG. 1 is a front view of an interlocking plush toy showing the new design;
 FIG. 2 is a back view of the embodiment of FIG. 1;
 FIG. 3 is a right side view of the embodiment of FIG. 1;
 FIG. 4 is a left side view of the embodiment of FIG. 1;
 FIG. 5 is a top plan view of the embodiment of FIG. 1;
 FIG. 6 is a bottom plan elevational view of the embodiment of FIG. 1; and,
 FIG. 7 is a front view of the embodiment of FIG. 1 showing the interlocked hand and foot with another embodiment. Surface shading is used to shade FIGS. 1-7 to show clearly the character and contour of all surfaces of the 3-dimensional aspects of the design and form a part of the design sought to be protected. Broken lines are shown for illustrative purposes only and form no part of the claimed design.

(56) **References Cited**

U.S. PATENT DOCUMENTS

D239,043 S *	3/1976	Lander	D21/621
D260,916 S *	9/1981	Orenstein	D21/621
D309,333 S *	7/1990	Foster	D21/622

1 Claim, 7 Drawing Sheets






FIG. 1

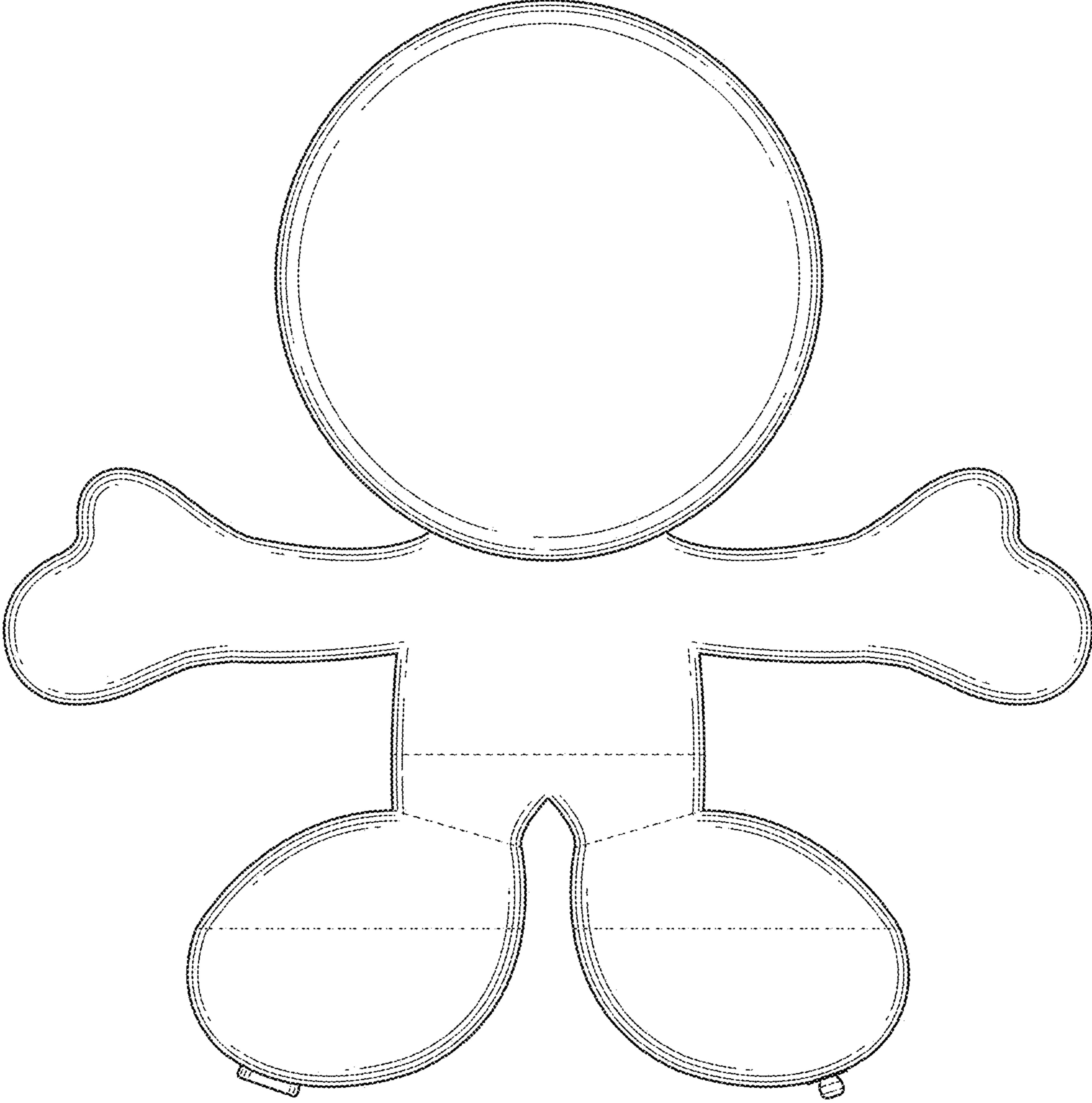


FIG. 2

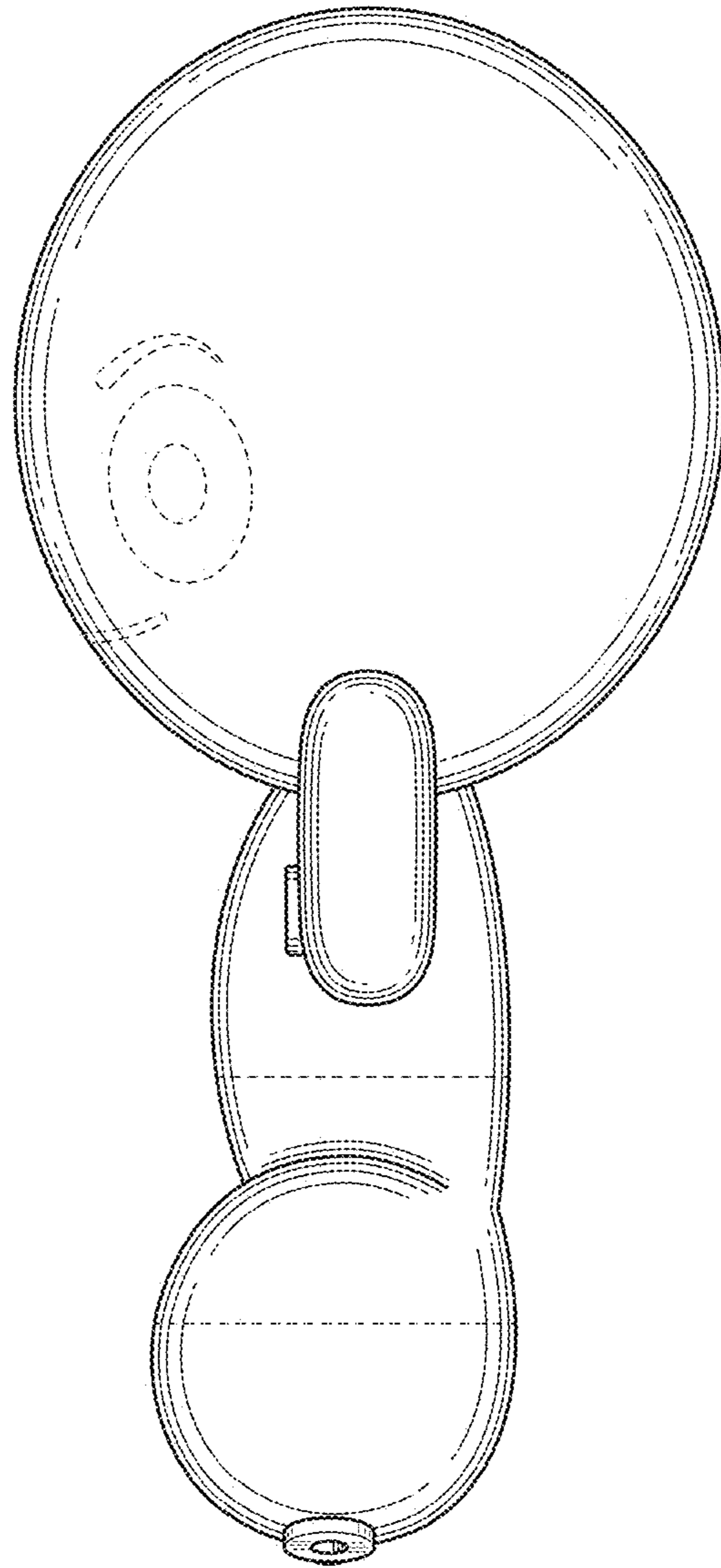


FIG. 3

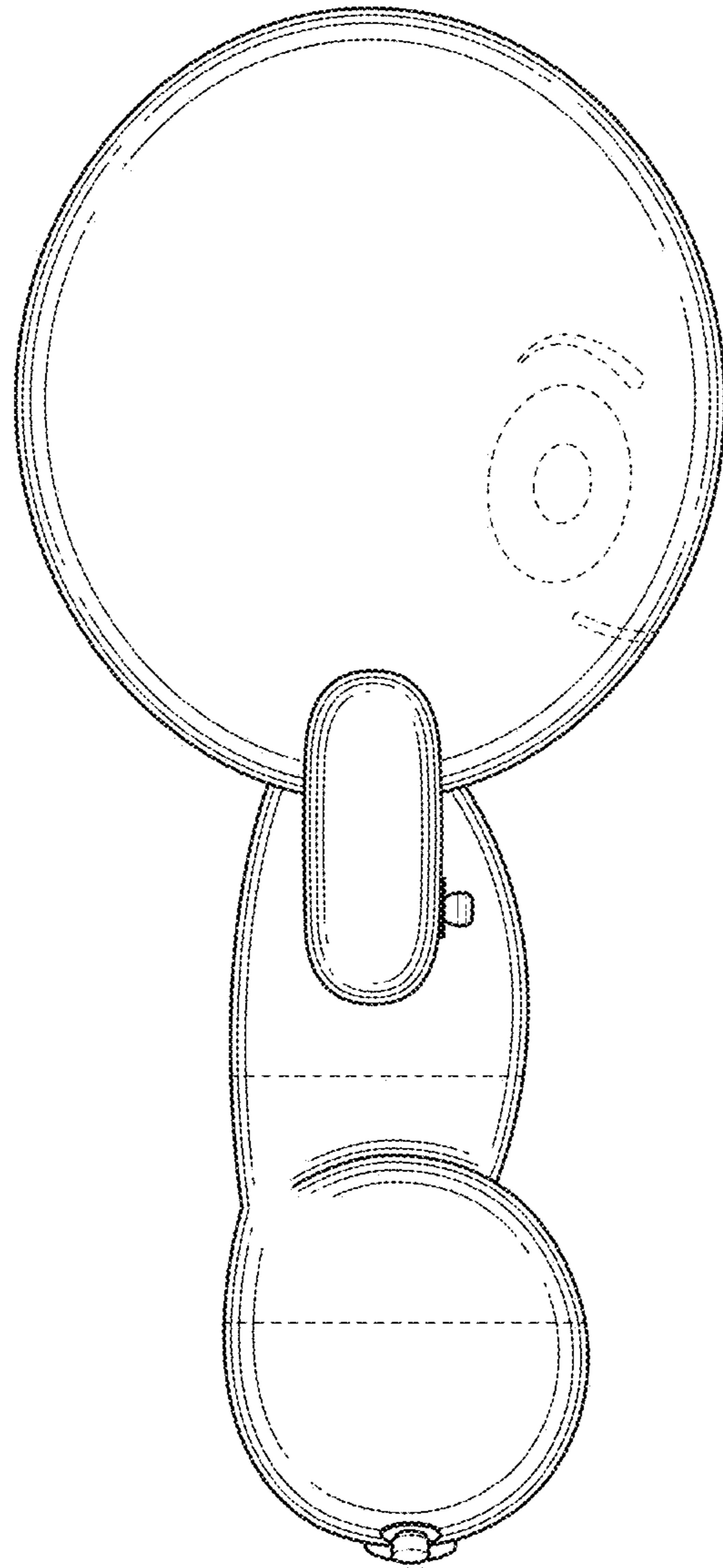


FIG. 4

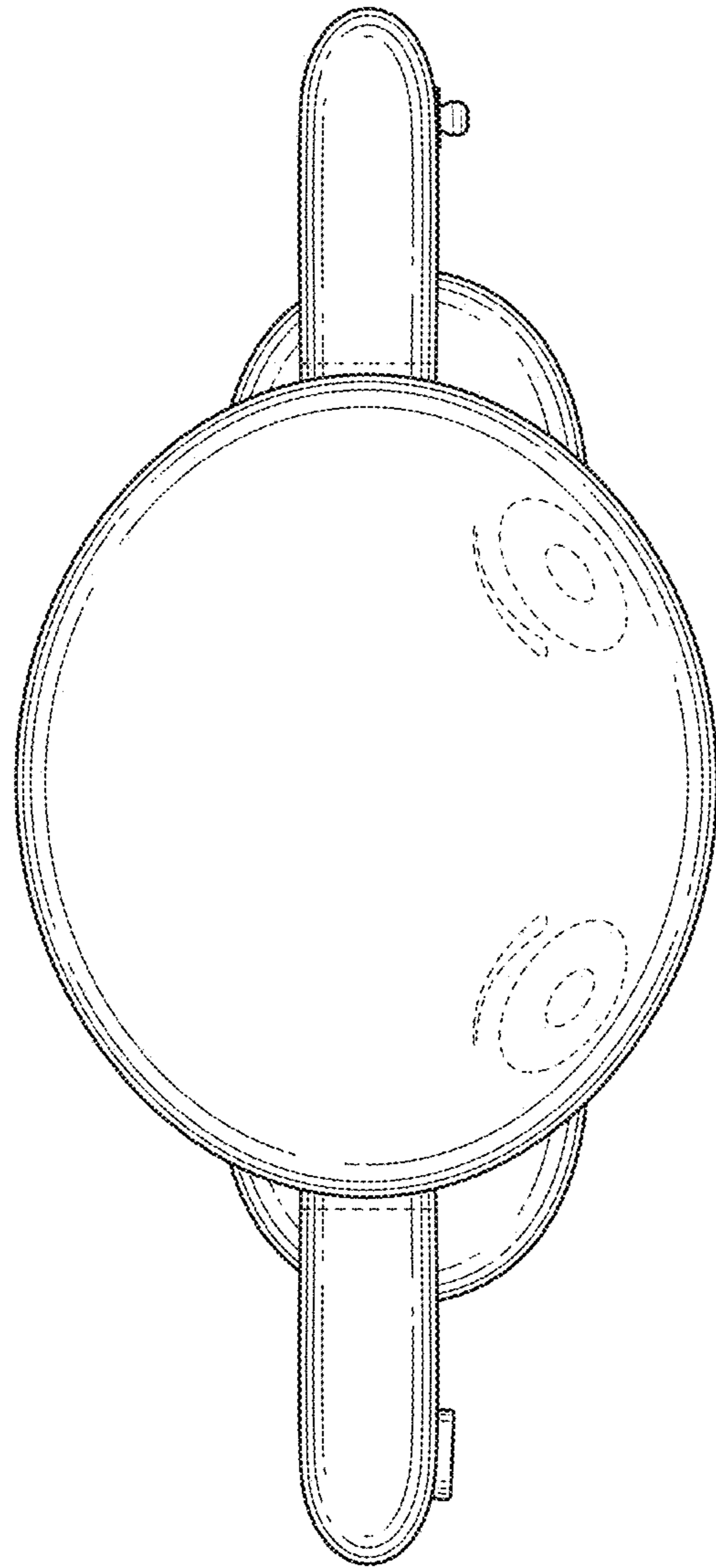


FIG. 5

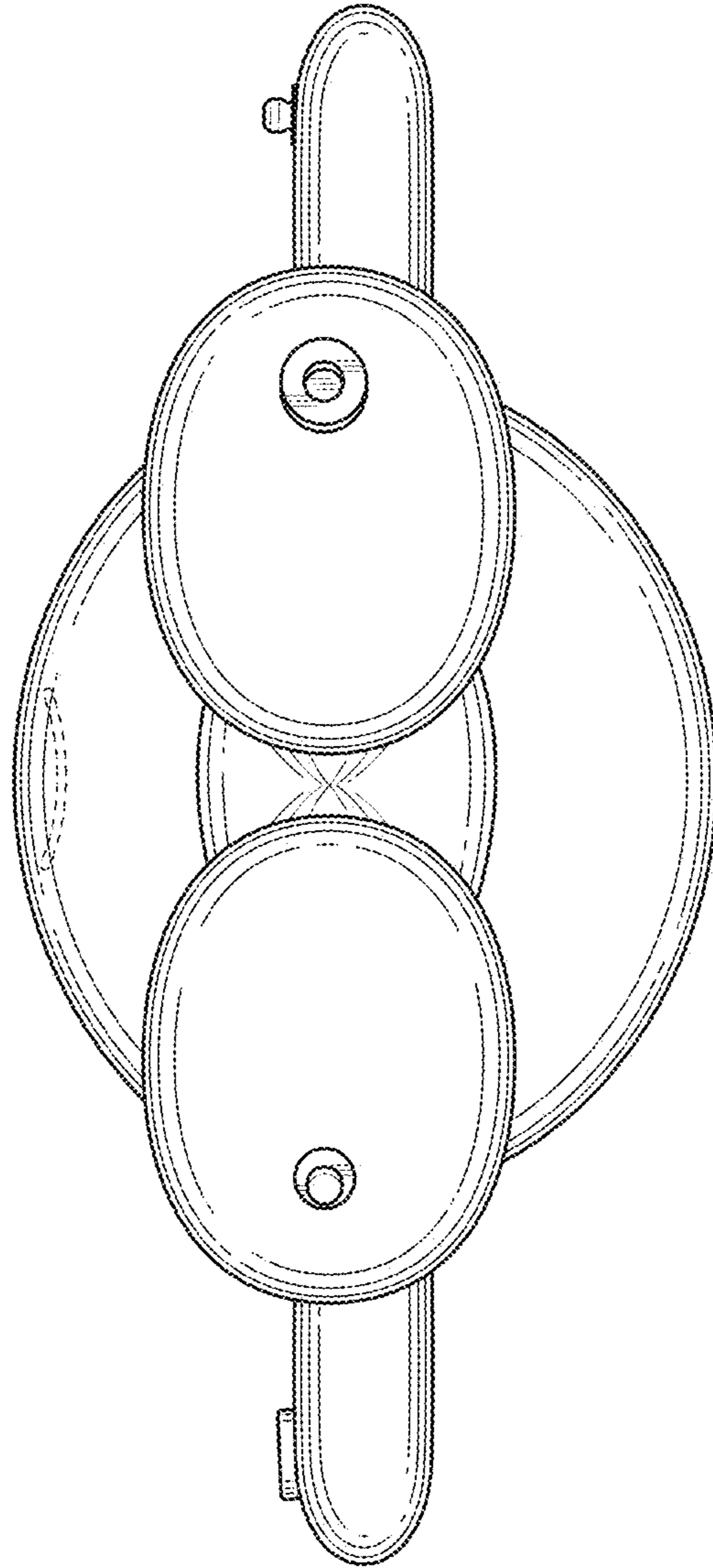


FIG. 6




FIG. 7