



US00D873334S

(12) **United States Design Patent**
Choi et al.

(10) **Patent No.:** **US D873,334 S**

(45) **Date of Patent:** **** Jan. 21, 2020**

(54) **SHREDDER**

(71) Applicant: **Fellowes, Inc.**, Itasca, IL (US)

(72) Inventors: **Taiwon Choi**, Glenview, IL (US);
Damian Hernandez, Oak Park, IL (US); **Dominick Padovano**, Chicago, IL (US); **Andy Gao**, Chicago, IL (US)

(73) Assignee: **FELLOWES, INC.**, Itasca, IL (US)

(**) Term: **15 Years**

(21) Appl. No.: **29/666,795**

(22) Filed: **Oct. 16, 2018**

(51) **LOC (12) Cl.** **18-04**

(52) **U.S. Cl.**
USPC **D18/34.4**

(58) **Field of Classification Search**
USPC D15/124–134, 138, 139, 140, 141, 142,
D15/143, 135, 137, 9, 17; D18/34.1–34.4
CPC B26D 5/007; B26D 1/0006; B26D 1/015;
B26D 2210/02; B26D 5/32; B26D 5/34;
B26D 7/015; B26D 7/016; B26D 7/0625;
B26D 7/1854; B26D 7/32
See application file for complete search history.

(56) **References Cited**

U.S. PATENT DOCUMENTS

D556,250 S * 11/2007 Kent D18/34.6
D602,074 S * 10/2009 Holderfield D18/34.5

D616,925 S * 6/2010 Kim D18/34.5
D724,654 S * 3/2015 Labat D18/34.5
D748,192 S * 1/2016 Weinberg D18/34.5
D748,235 S * 1/2016 Yamashita D23/364
D752,132 S * 3/2016 Bordy D18/34.5
D754,831 S * 4/2016 Yin D23/359
D835,713 S * 12/2018 Xu D18/34.6
2012/0091244 A1* 4/2012 Loos B02C 18/0084
241/279

* cited by examiner

Primary Examiner — Khawaja Anwar

(74) *Attorney, Agent, or Firm* — Pillsbury Winthrop Shaw Pittman LLP


(57) **CLAIM**

The ornamental design for a shredder, as shown and described.

DESCRIPTION

FIG. 1 is a top perspective view of a shredder according to our design;
FIG. 2 is a front elevational view of the shredder;
FIG. 3 is a back elevational view of the shredder;
FIG. 4 is a right side elevational view of the shredder;
FIG. 5 is a left side elevational view of the shredder;
FIG. 6 is a top plan view of the shredder; and,
FIG. 7 is a bottom plan view of the shredder.
Any broken lines shown are included for the purpose of illustrating the environment of the design and form no part of the claimed design.

1 Claim, 7 Drawing Sheets






FIG. 1

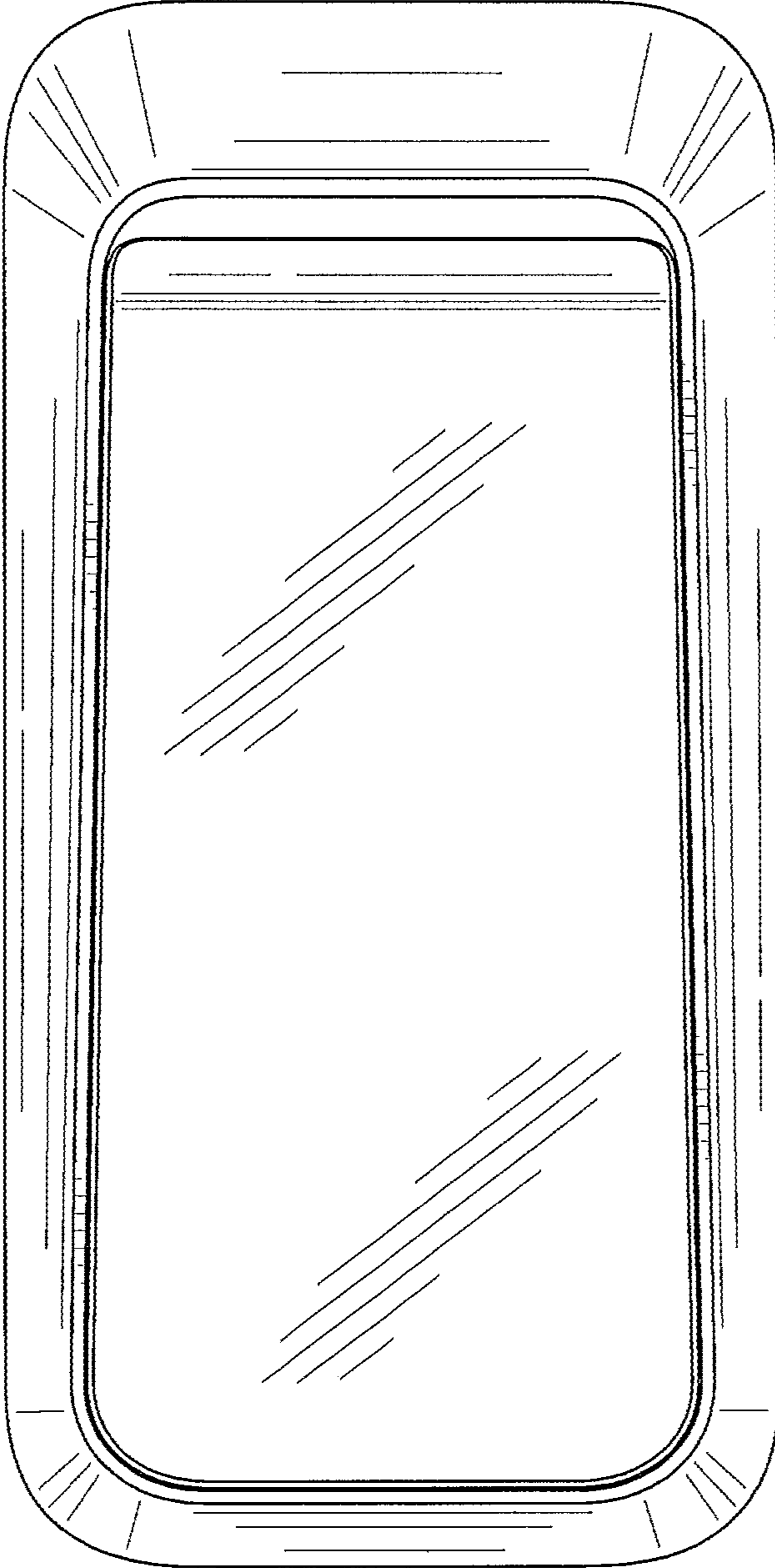


FIG. 2




FIG. 3

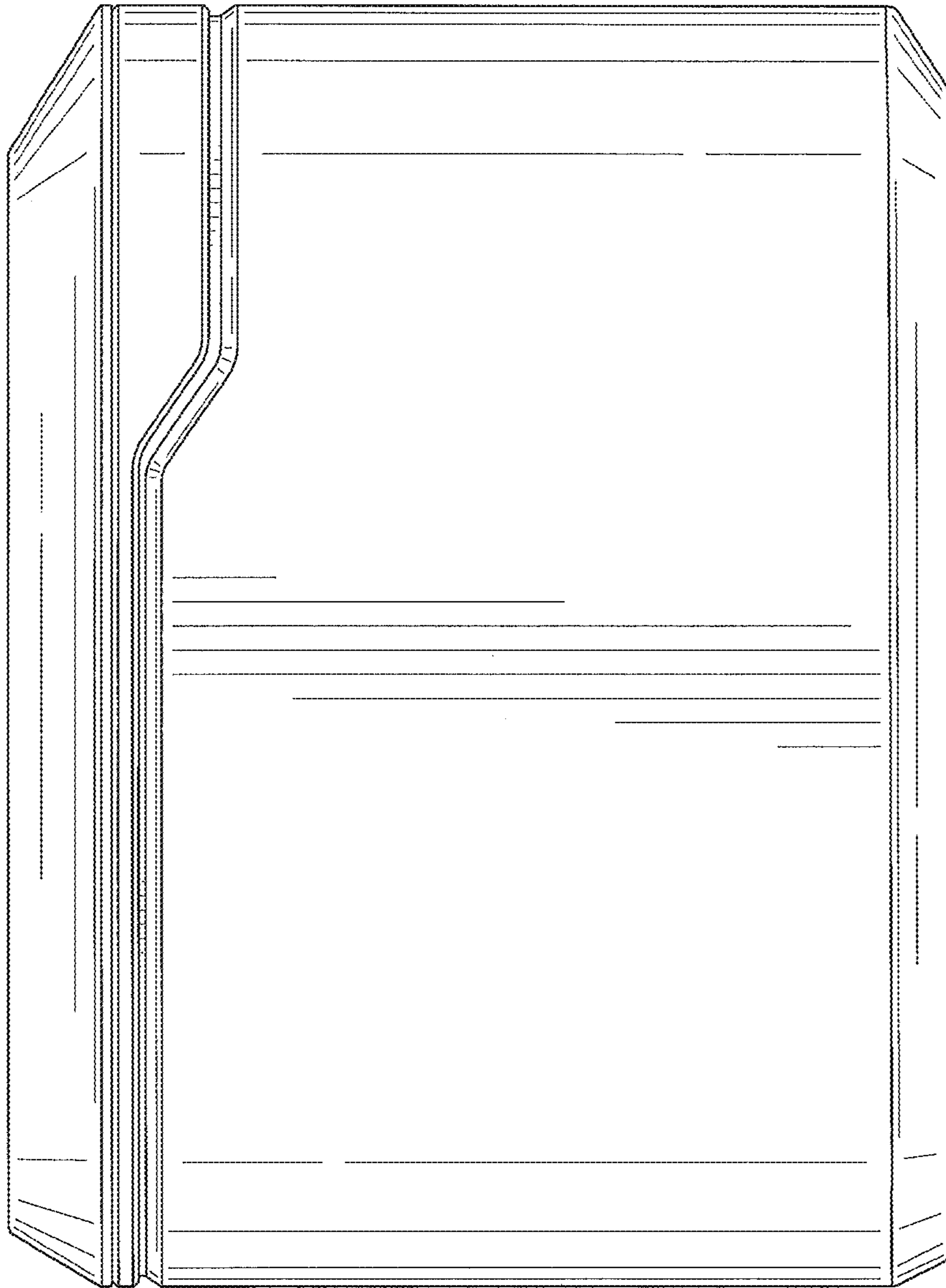


FIG. 4

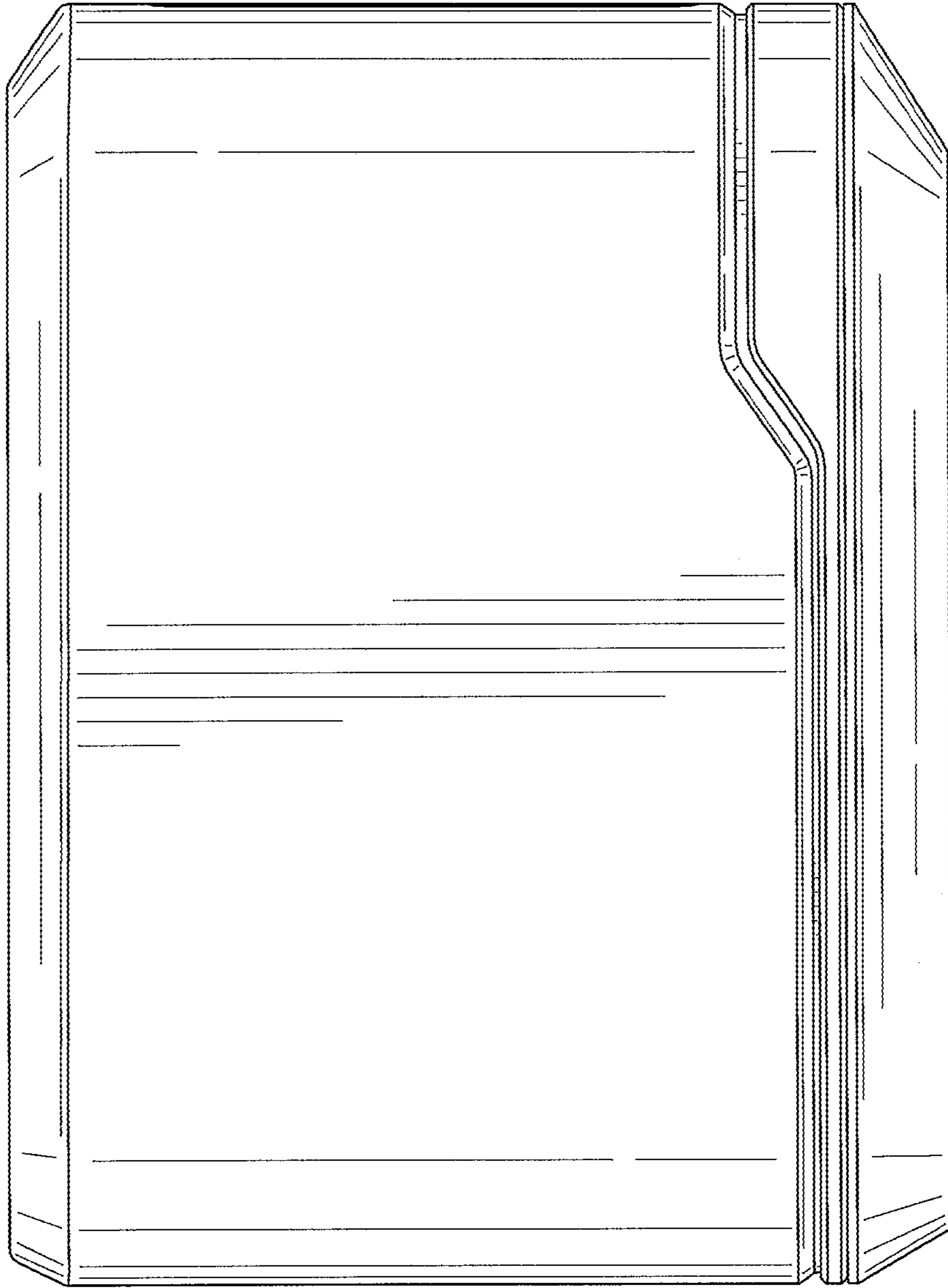


FIG. 5




FIG. 6




FIG. 7