



US00D873331S

(12) **United States Design Patent**  
**Choi et al.**

(10) **Patent No.:** **US D873,331 S**  
(45) **Date of Patent:** **\*\* Jan. 21, 2020**

- (54) **SHREDDER**
- (71) Applicant: **Fellowes, Inc.**, Itasca, IL (US)
- (72) Inventors: **Taiwon Choi**, Glenview, IL (US);  
**Damian Hernandez**, Oak Park, IL (US);  
**Andy Gao**, Chicago, IL (US);  
**Xiao Wang**, Chicago, IL (US)
- (73) Assignee: **FELLOWES, INC.**, Itasca, IL (US)
- (\*\*) Term: **15 Years**
- (21) Appl. No.: **29/666,752**
- (22) Filed: **Oct. 16, 2018**
- (51) **LOC (12) Cl.** ..... **18-04**
- (52) **U.S. Cl.**  
USPC ..... **D18/34.4**
- (58) **Field of Classification Search**  
USPC ..... D15/124–134, 138, 139, 140, 141, 142,  
D15/143, 135, 137, 9, 17; D18/34.1–34.4  
CPC ..... B26D 5/007; B26D 1/0006; B26D 1/015;  
B26D 2210/02; B26D 5/32; B26D 5/34;  
B26D 7/015; B26D 7/016; B26D 7/0625;  
B26D 7/1854; B26D 7/32  
See application file for complete search history.

D616,925 S *	6/2010	Kim	.....	D18/34.5
D724,654 S *	3/2015	Labat	.....	D18/34.5
D748,192 S *	1/2016	Weinberg	.....	D18/34.5
D748,235 S *	1/2016	Yamashita	.....	D23/364
D752,132 S *	3/2016	Bordy	.....	D18/34.5
D754,831 S *	4/2016	Yin	.....	D23/359
D835,713 S *	12/2018	Xu	.....	D18/34.6
2012/0091244 A1 *	4/2012	Loos	.....	B02C 18/0084 241/279

\* cited by examiner

*Primary Examiner* — Khawaja Anwar

(74) *Attorney, Agent, or Firm* — Pillsbury Winthrop Shaw Pittman LLP

(57) **CLAIM**

The ornamental design for a shredder, as shown and described.

**DESCRIPTION**

FIG. 1 is a top perspective view of a shredder according to our design;  
 FIG. 2 is a front elevational view of the shredder;  
 FIG. 3 is a back elevational view of the shredder;  
 FIG. 4 is a right side elevational view of the shredder;  
 FIG. 5 is a left side elevational view of the shredder;  
 FIG. 6 is a top plan view of the shredder; and,  
 FIG. 7 is a bottom plan view of the shredder.  
 Any broken lines shown are included for the purpose of illustrating the environment of the design and form no part of the claimed design.

(56) **References Cited**  
 U.S. PATENT DOCUMENTS

D556,250 S *	11/2007	Kent	.....	D18/34.6
D602,074 S *	10/2009	Holderfield	.....	D18/34.5

**1 Claim, 7 Drawing Sheets**

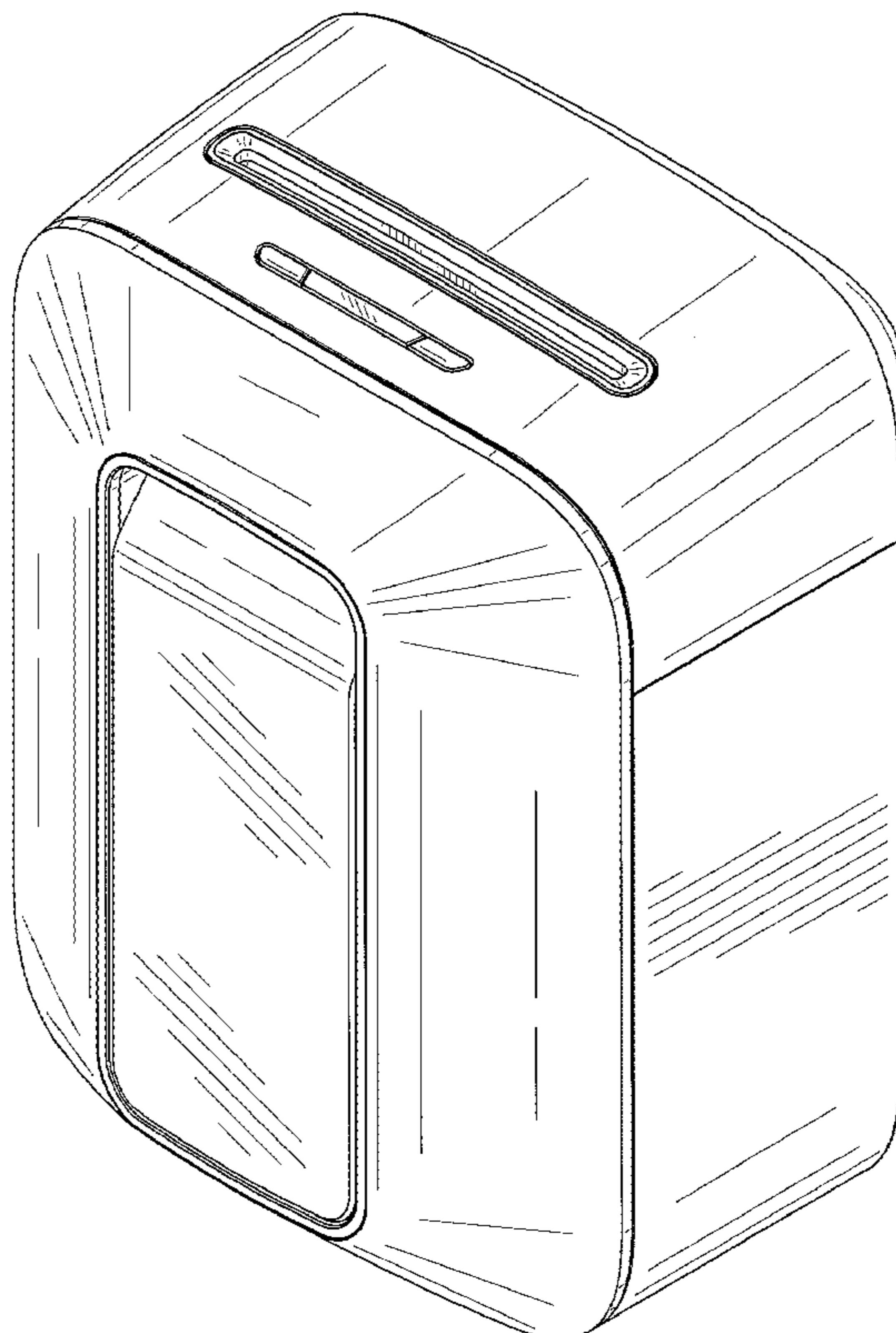




FIG. 1

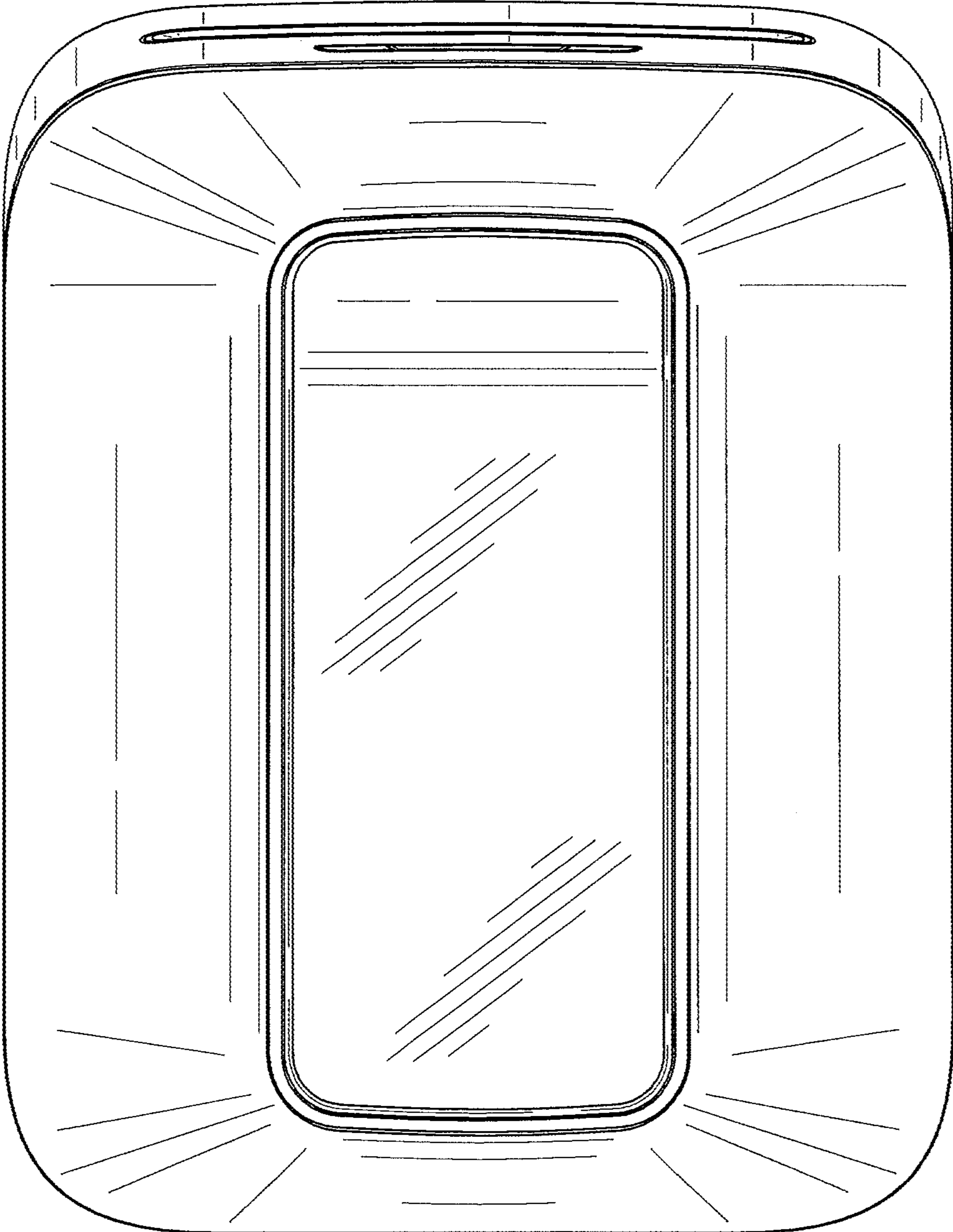


FIG. 2

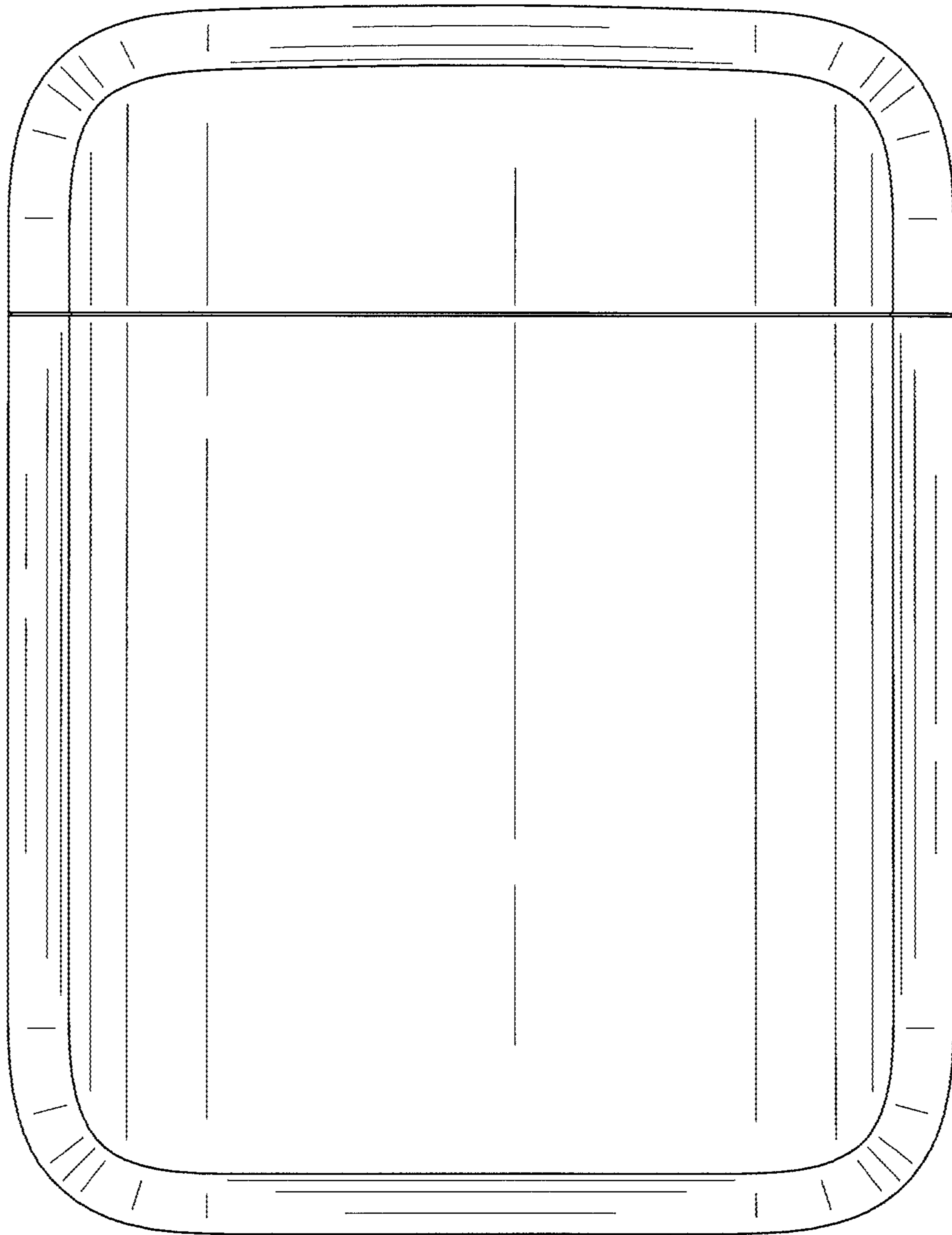


FIG. 3

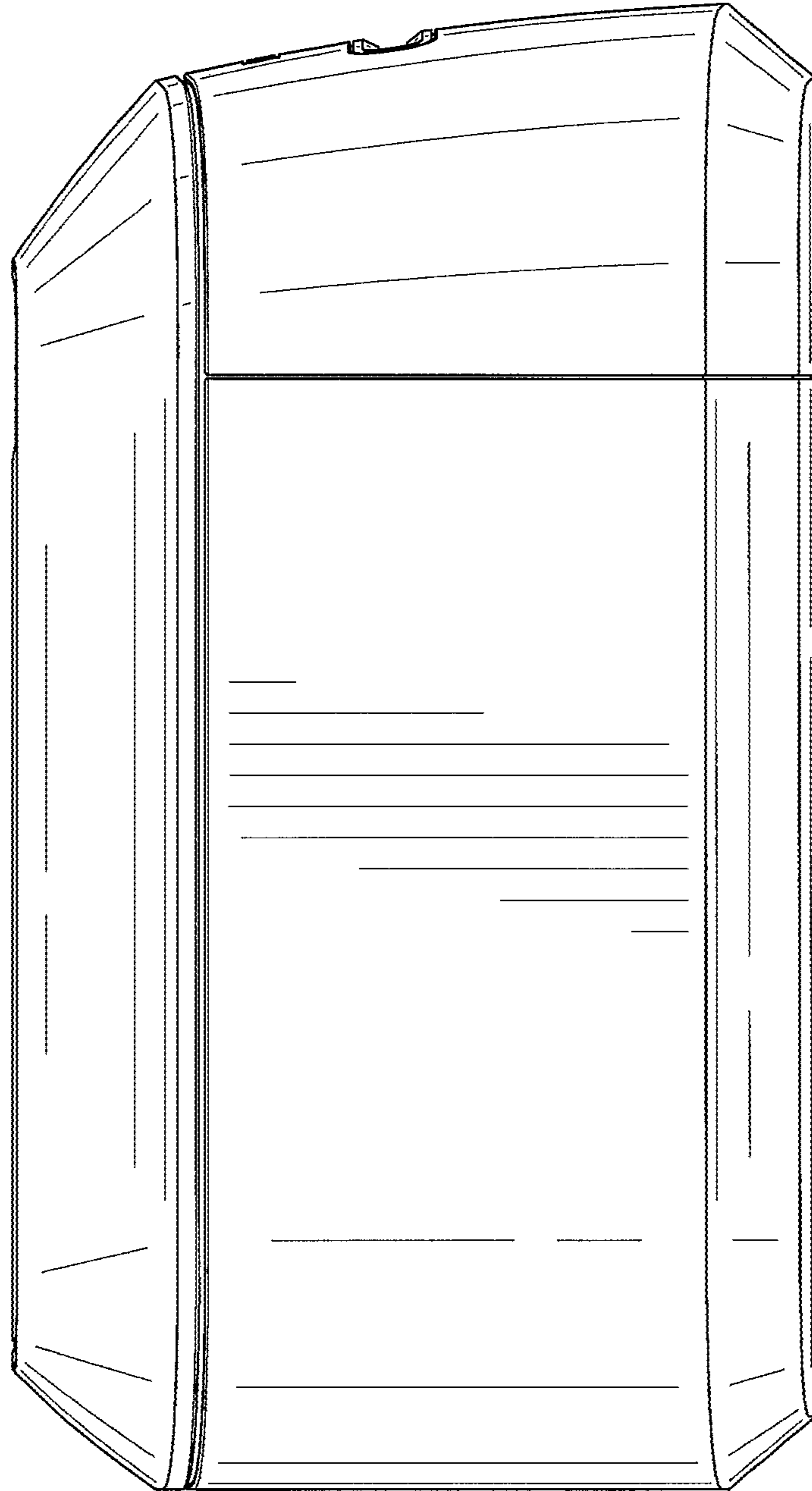


FIG. 4

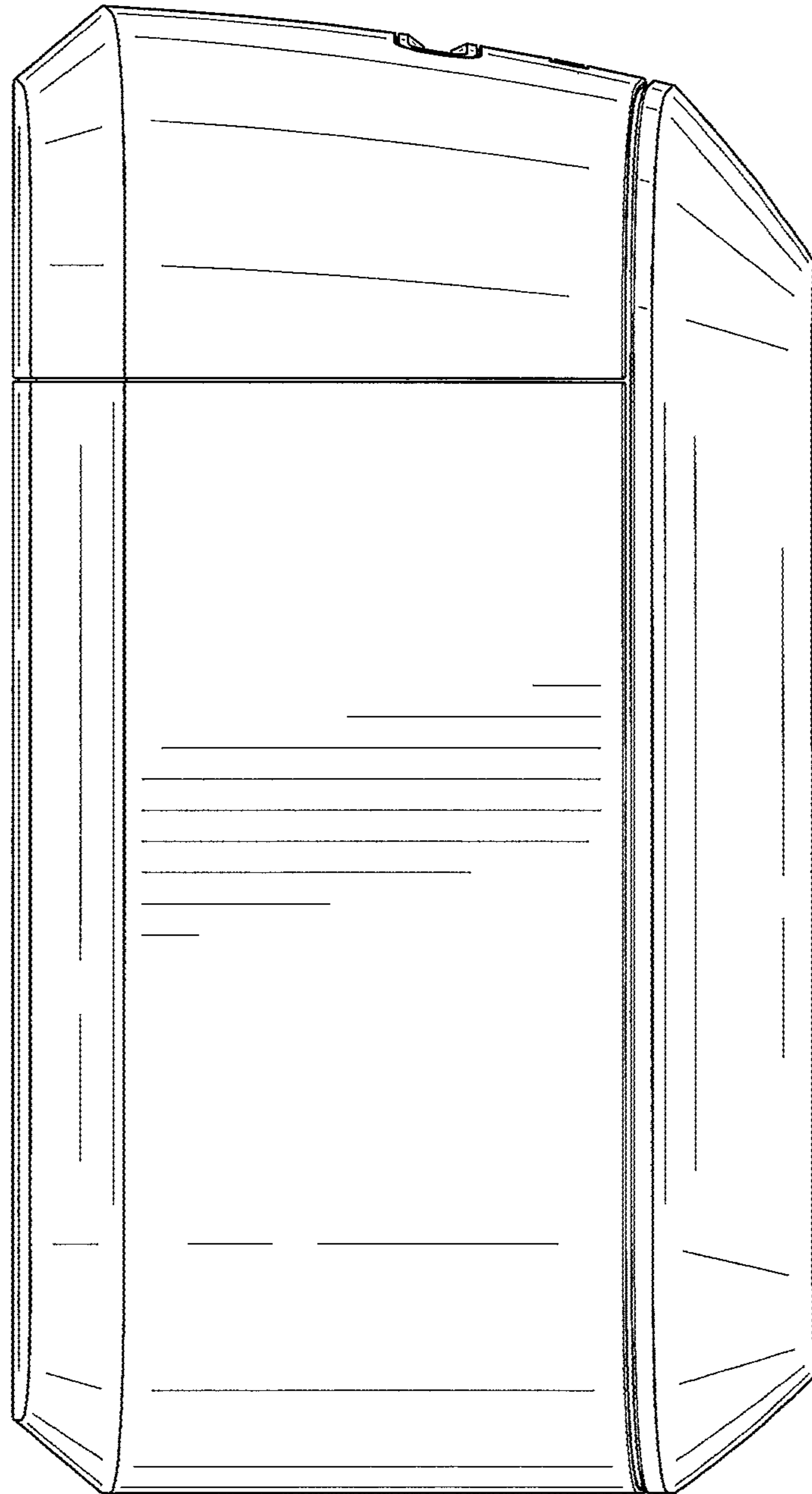


FIG. 5

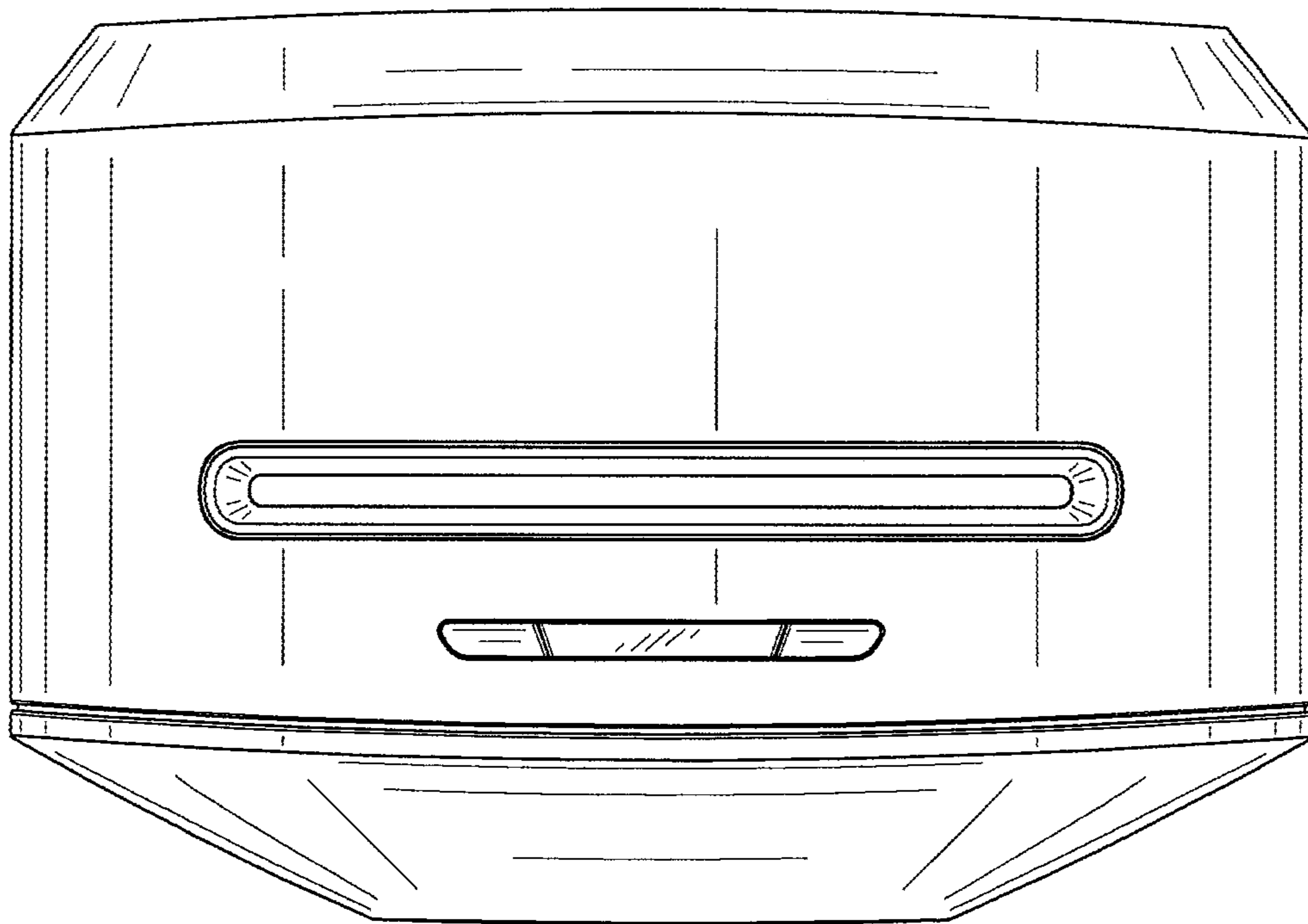


FIG. 6




FIG. 7