



US00D873310S

(12) **United States Design Patent** (10) **Patent No.:** **US D873,310 S**  
**Huang et al.** (45) **Date of Patent:** **\*\* Jan. 21, 2020**

(54) **REFRIGERATOR**

(56) **References Cited**

(71) Applicants: **HEFEI MIDEA REFRIGERATOR CO., LTD.**, Anhui (CN); **HEFEI HUALING CO., LTD.**, Anhui (CN); **MIDEA GROUP CO., LTD.**, Foshan, Guangdong (CN)

U.S. PATENT DOCUMENTS

D690,329	S	*	9/2013	Seo	.....	D15/86
D692,929	S	*	11/2013	Seo	.....	D15/86
D703,244	S	*	4/2014	Seo	.....	D15/86
D703,245	S	*	4/2014	Seo	.....	D15/86
D724,114	S	*	3/2015	Jeon	.....	D15/86
D727,375	S	*	4/2015	You	.....	D15/86
D742,434	S	*	11/2015	Yeo	.....	D15/86
D771,724	S	*	11/2016	Jeon	.....	D15/86
D773,538	S	*	12/2016	Jeon	.....	D15/86
D788,188	S	*	5/2017	Seo	.....	D15/86
D836,683	S	*	12/2018	Jeon	.....	D15/86

(72) Inventors: **Wei Huang**, Anhui (CN); **Ankai Liao**, Anhui (CN); **Feng Wen**, Anhui (CN)

(73) Assignees: **HEFEI MIDEA REFRIGERATOR CO., LTD.**, Hefei (CN); **HEFEI HUALING CO., LTD.**, Hefei (CN); **MIDEA GROUP CO., LTD.**, Foshan (CN)

\* cited by examiner

*Primary Examiner* — Khawaja Anwar

(74) *Attorney, Agent, or Firm* — Morgan, Lewis & Bockius LLP

(\*\*) Term: **15 Years**

(21) Appl. No.: **29/644,964**

(22) Filed: **Apr. 23, 2018**

(57) **CLAIM**

The ornamental design for a refrigerator, as shown and described.

(30) **Foreign Application Priority Data**

Dec. 29, 2017 (CN) ..... 201730682043.7

(51) **LOC (12) Cl.** ..... **15-07**

(52) **U.S. Cl.**  
USPC ..... **D15/86**

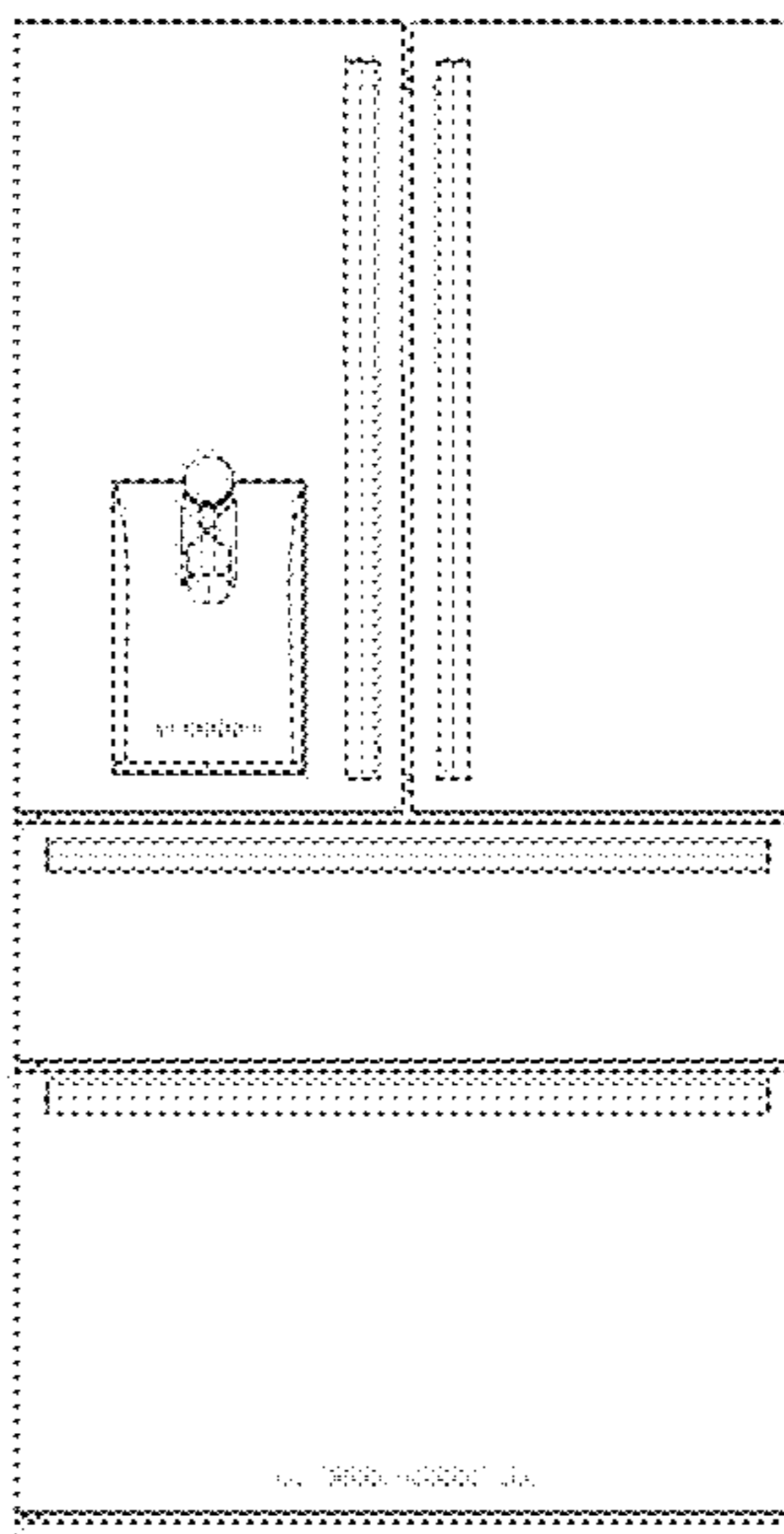
**DESCRIPTION**

(58) **Field of Classification Search**  
USPC ..... D15/79–91  
CPC ..... F25D 17/065; F25D 2317/061; F25D 2323/023; F25D 23/028; F25D 23/126; F25D 11/02; F25D 2201/126; F25D 2201/1262; F25D 2201/14; F25D 2323/021; F25D 23/02; F25D 23/025; F25D 23/04; F25D 23/062; F25D 23/064; F25D 23/065; F25D 23/067; F25D 2400/361; F25D 25/025; F25D 25/04; F25D 29/005; F25D 29/006; F25D 31/005; F25D 3/06

FIG. 1 is a front elevational view of a refrigerator showing our new design;  
FIG. 2 is a rear elevational view of the refrigerator shown in FIG. 1;  
FIG. 3 is a right-side elevational view of the refrigerator shown in FIG. 1;  
FIG. 4 is a left-side elevational view of the refrigerator shown in FIG. 1;  
FIG. 5 is a top plan view of the refrigerator shown in FIG. 1; and,  
FIG. 6 is a bottom plan view of the refrigerator shown in FIG. 1.

See application file for complete search history.

**1 Claim, 6 Drawing Sheets**



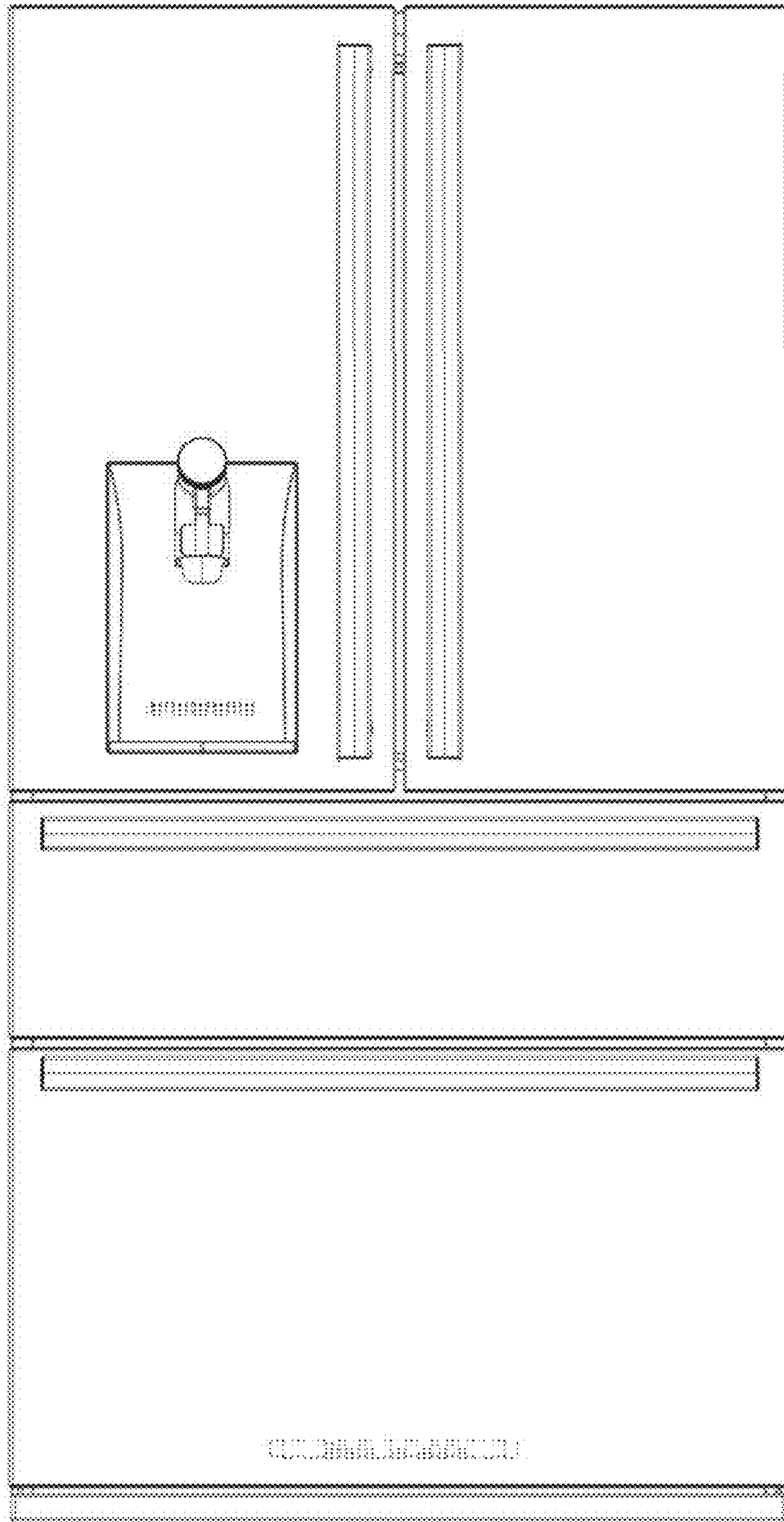


FIG. 1

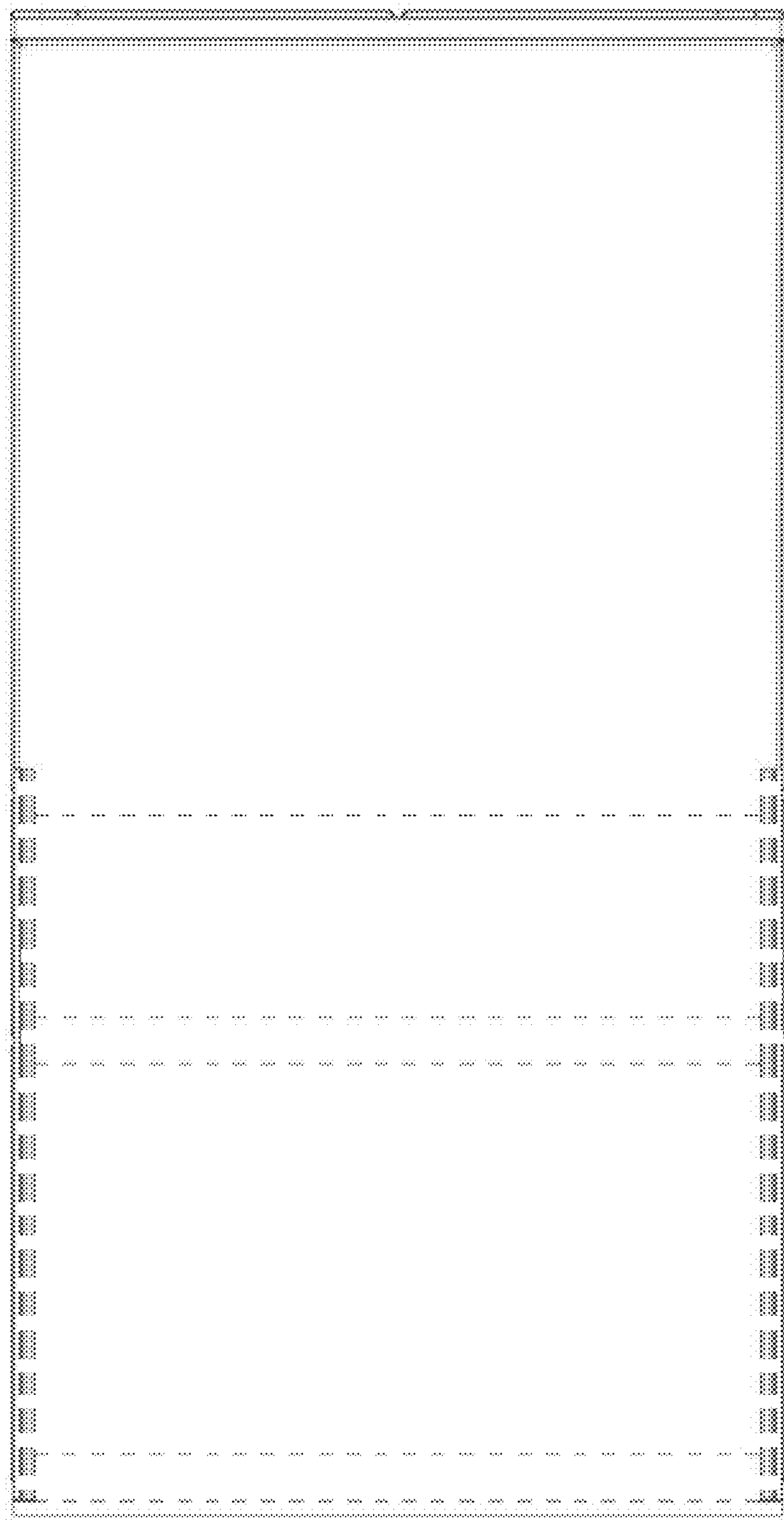


FIG. 2

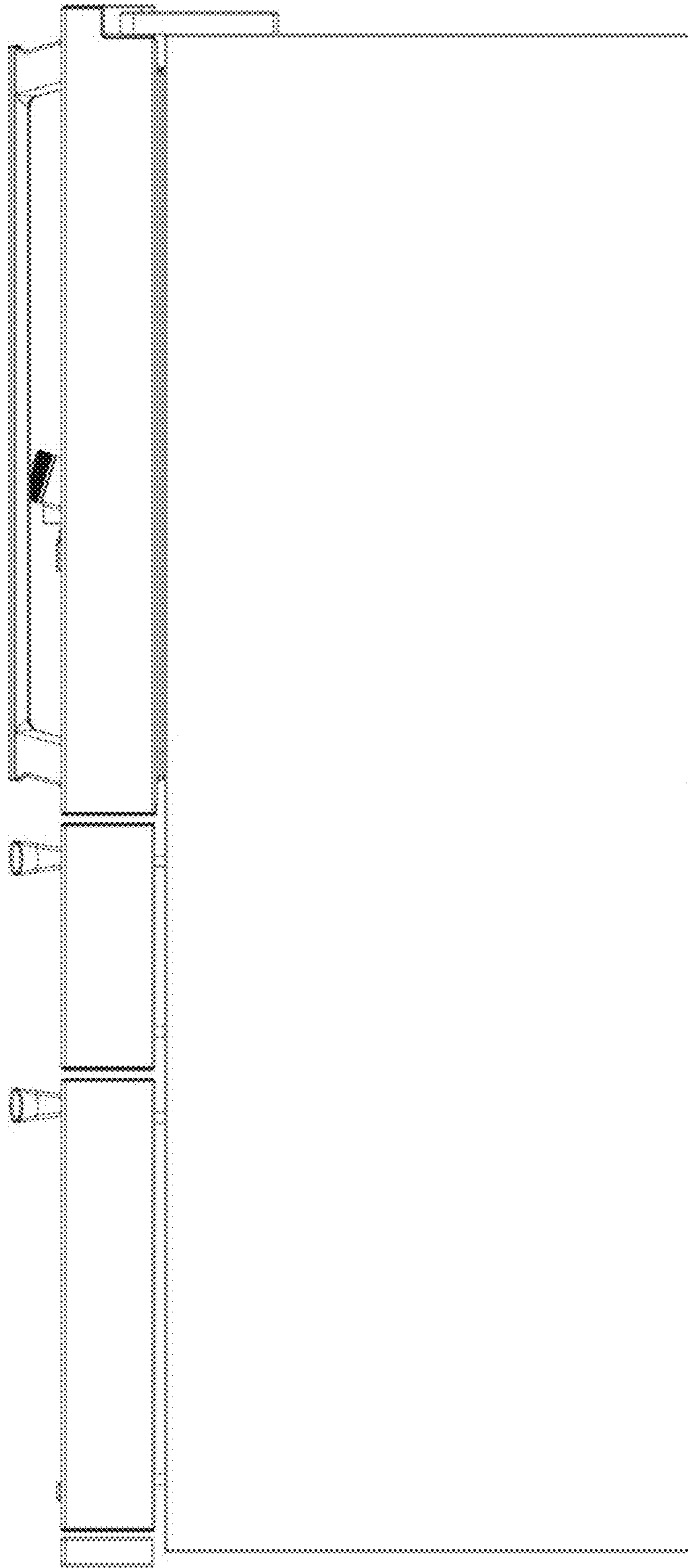


FIG. 3



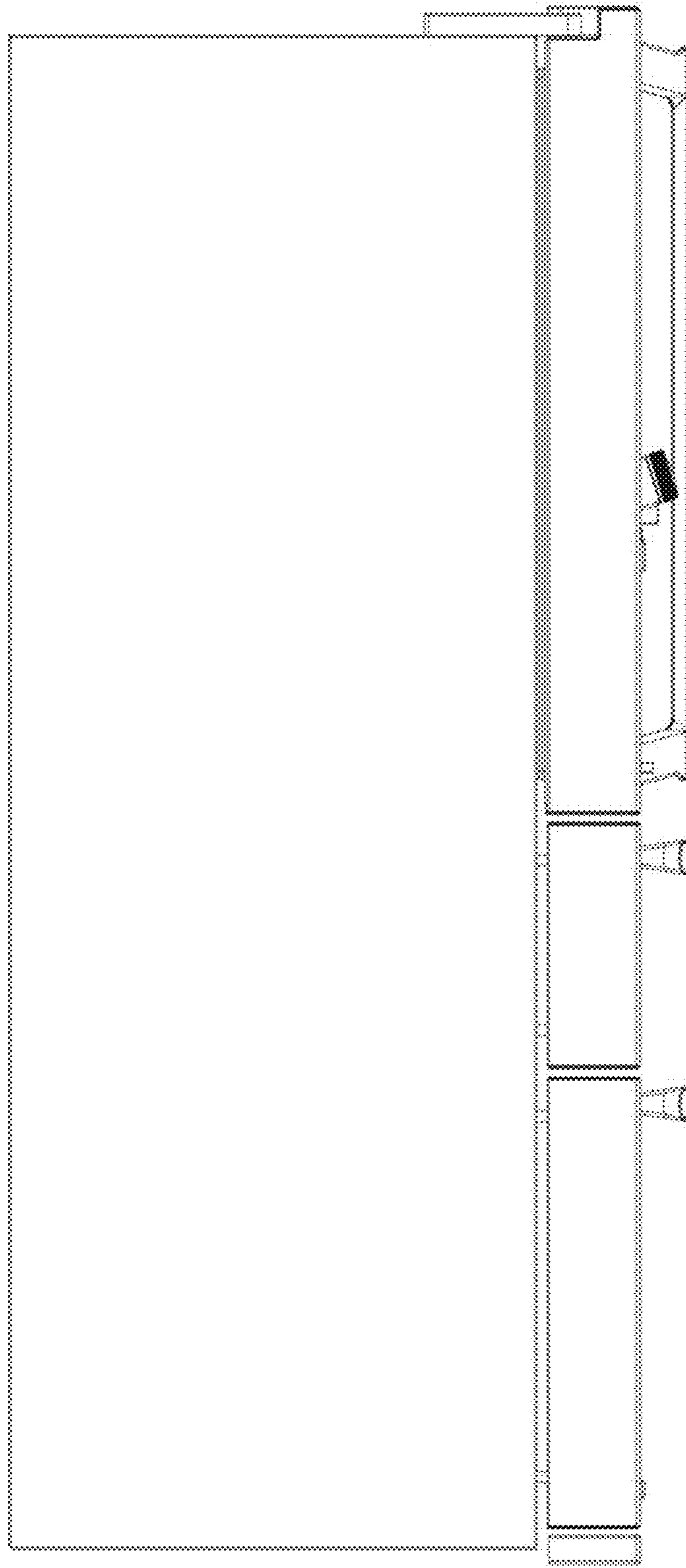


FIG. 4

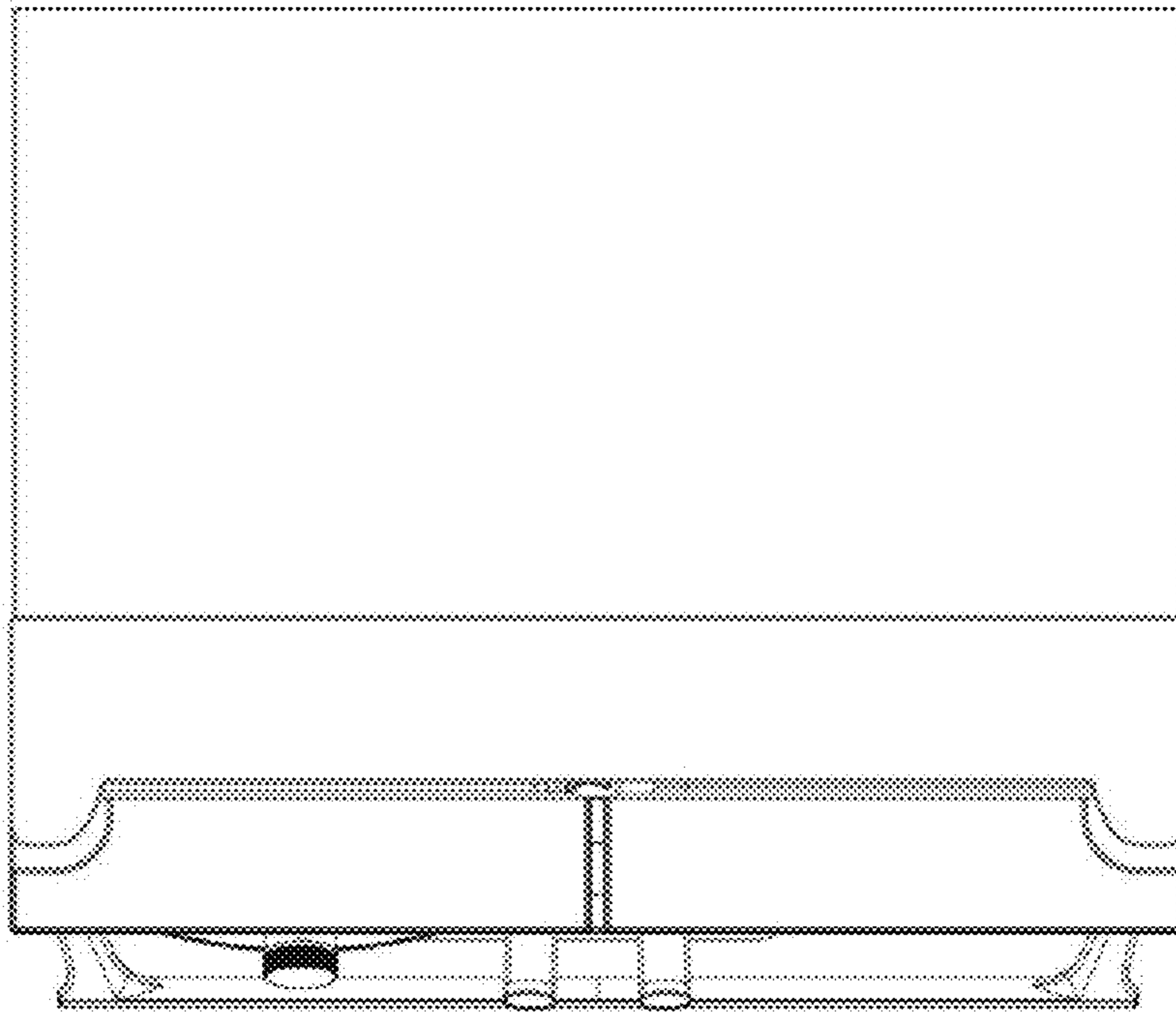


FIG. 5

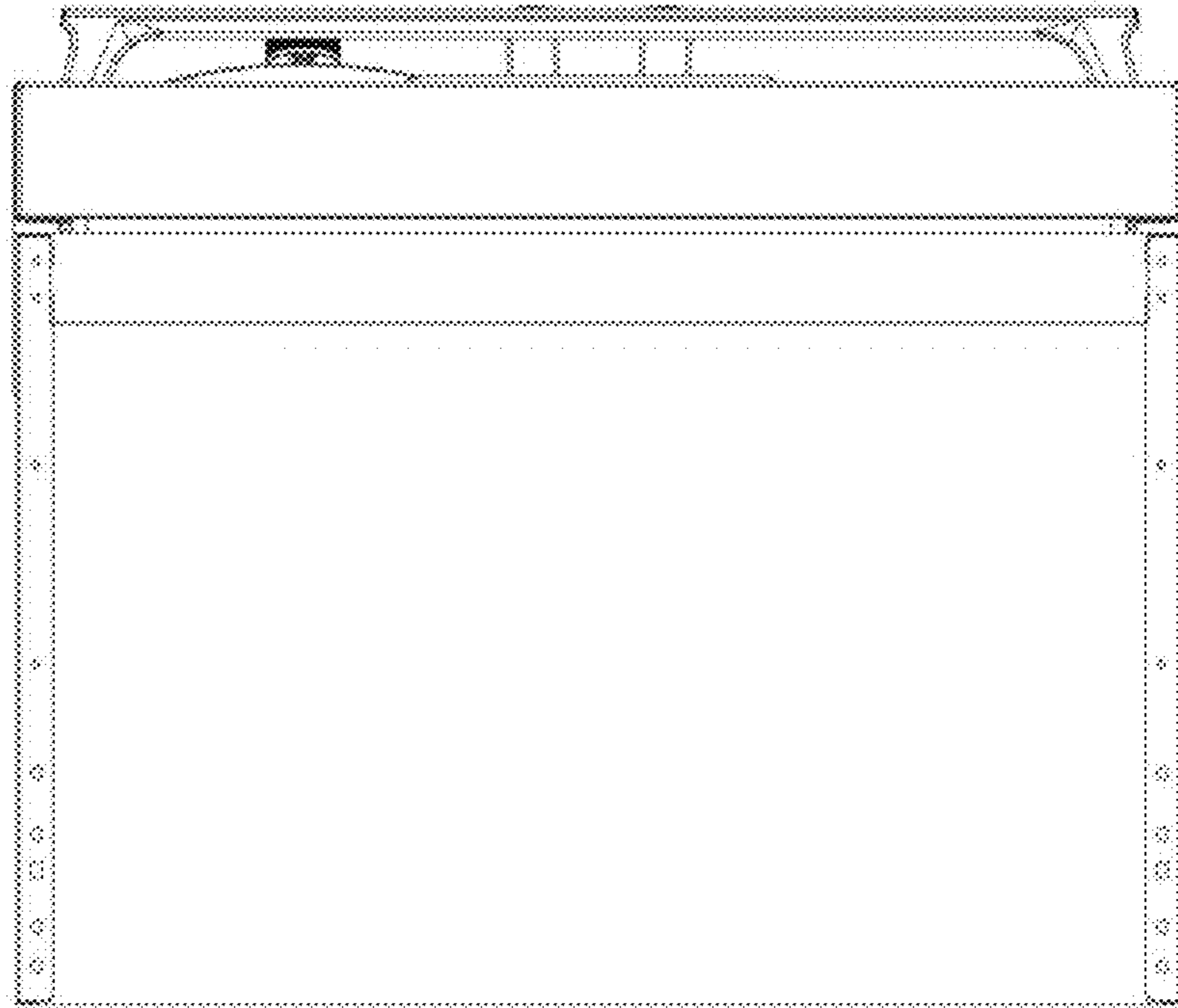


FIG. 6