



US00D873295S

(12) **United States Design Patent**
Mizutani et al.

(10) **Patent No.:** **US D873,295 S**
(45) **Date of Patent:** **** Jan. 21, 2020**

(54) **DISPLAY SCREEN WITH ANIMATED GRAPHICAL USER INTERFACE**

(71) Applicant: **MITSUBISHI ELECTRIC CORPORATION**, Tokyo (JP)

(72) Inventors: **Daisuke Mizutani**, Tokyo (JP); **Yasuhisa Kurata**, Tokyo (JP); **Tatsushi Sawada**, Tokyo (JP); **Hidematsu Hayashi**, Tokyo (JP); **Taketoshi Saito**, Tokyo (JP); **Tomoharu Aoyama**, Tokyo (JP)

(73) Assignee: **Mitsubishi Electric Corporation**, Tokyo (JP)

(**) Term: **15 Years**

(21) Appl. No.: **29/662,601**

(22) Filed: **Sep. 6, 2018**

(30) **Foreign Application Priority Data**

Mar. 29, 2018 (JP) 2018-006798

(51) **LOC (12) Cl.** **14-04**

(52) **U.S. Cl.**
USPC **D14/488**

(58) **Field of Classification Search**
USPC D14/485-95
CPC .. G06F 3/0481; G06F 3/0482; G06F 3/04812; G06F 3/04817; G06F 3/0484; G06F 3/0485; G06F 3/048; G06F 3/0487; G06F 3/0488; G06F 3/04883; G06F 3/04886; G06F 3/0489

See application file for complete search history.

(56) **References Cited**

U.S. PATENT DOCUMENTS

D521,017 S * 5/2006 Jewitt D14/487
D594,018 S * 6/2009 Ball D14/486

D616,451 S * 5/2010 Cameron D14/486
D665,404 S * 8/2012 Williams D14/487
D684,172 S * 6/2013 Rytte D14/486
D713,856 S * 9/2014 Chand D14/487
D737,312 S * 8/2015 Smith D14/487
D737,844 S * 9/2015 Higgins D14/487
D737,845 S * 9/2015 Higgins D14/487
D748,114 S * 1/2016 Leyon D14/486
D768,161 S * 10/2016 McRae D14/486
D771,686 S * 11/2016 Warren D14/487
D786,281 S * 5/2017 Gedrich D14/486
D786,889 S * 5/2017 Huang D14/485
D789,959 S * 6/2017 Hoang D14/486
D797,139 S * 9/2017 Ratcliffe D14/487
D799,512 S * 10/2017 Johnston D14/486
D816,104 S * 4/2018 Rauschenbach D14/486
D830,399 S * 10/2018 Kisielius D14/486
D837,255 S * 1/2019 Lucas D14/487

(Continued)

Primary Examiner — Melanie H Tung

(74) *Attorney, Agent, or Firm* — Studebaker & Brackett PC

(57) **CLAIM**

The ornamental design for a display screen with animated graphical user interface, as shown and described.

DESCRIPTION

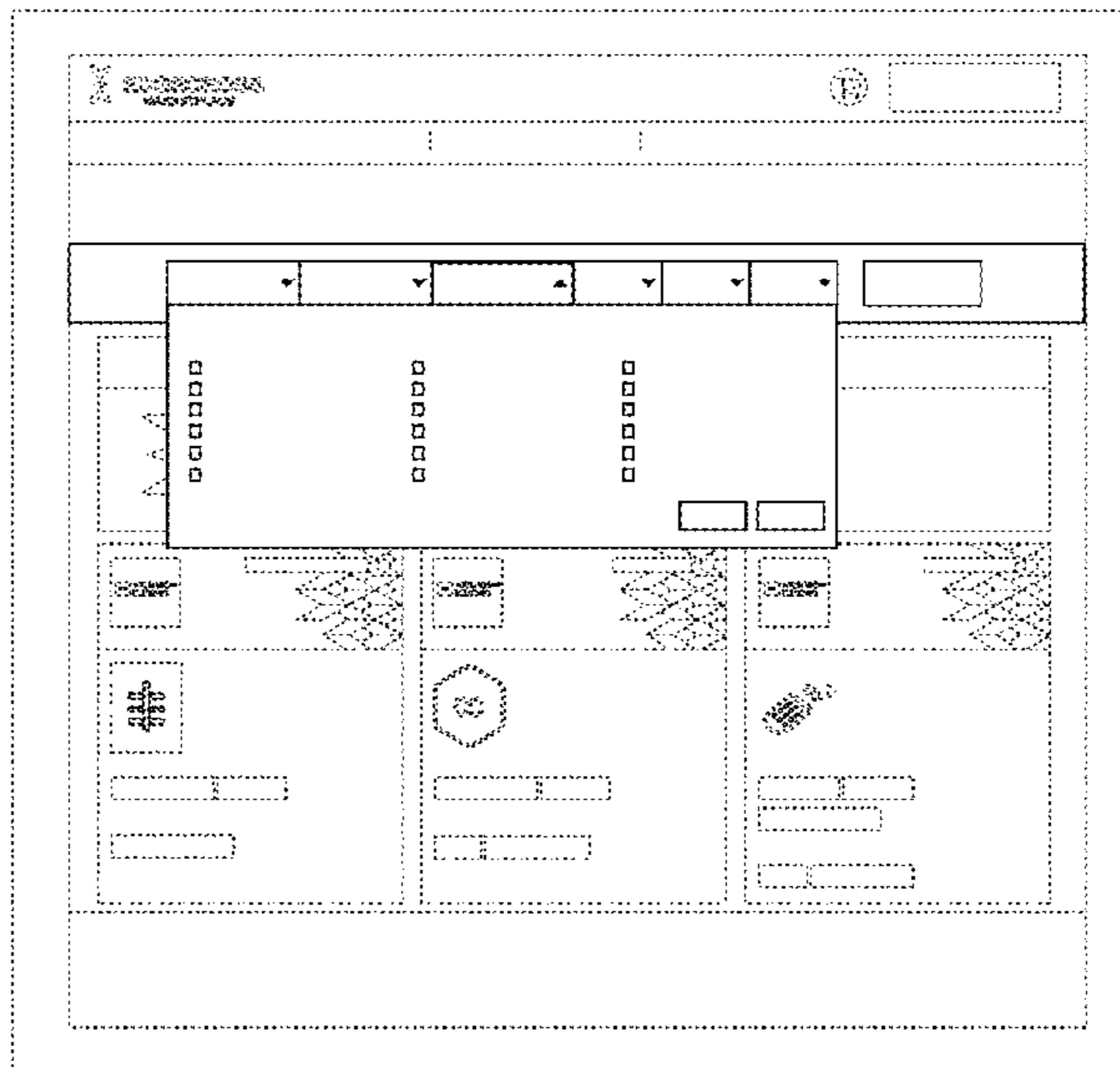
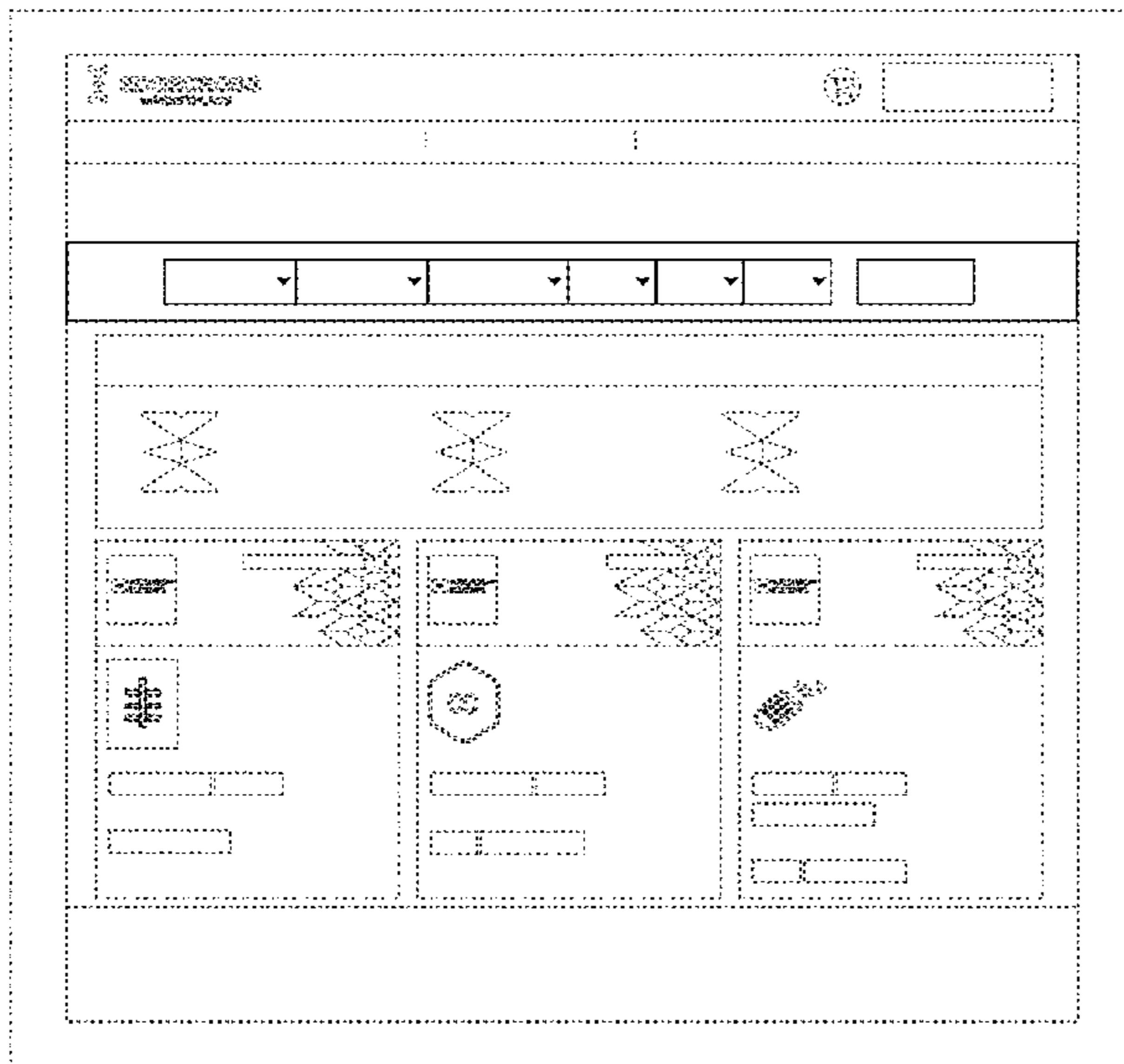
FIG. 1. is a front view of a first image of display screen with animated graphical user interface, showing our new design; and,

FIG. 2. is a front view of a second image thereof.

The outermost broken lines show a display screen and form no part of the claimed design. The remaining broken lines show portions of the animated graphical user interface and form no part of the claimed design.

The appearance of the image transitions sequentially between the images shown in FIGS. 1 and 2. The process or period in which the image changes into the other image forms no part of the claimed design.

1 Claim, 2 Drawing Sheets



(56)

References Cited

U.S. PATENT DOCUMENTS

| | | | |
|-------------------|--------|---------------|----------------------|
| D846,586 S * | 4/2019 | Kim | D14/487 |
| D854,574 S * | 7/2019 | Coffman | D14/487 |
| 2013/0067360 A1 * | 3/2013 | Salva | G06F 8/38 715/762 |

* cited by examiner

FIG. 1

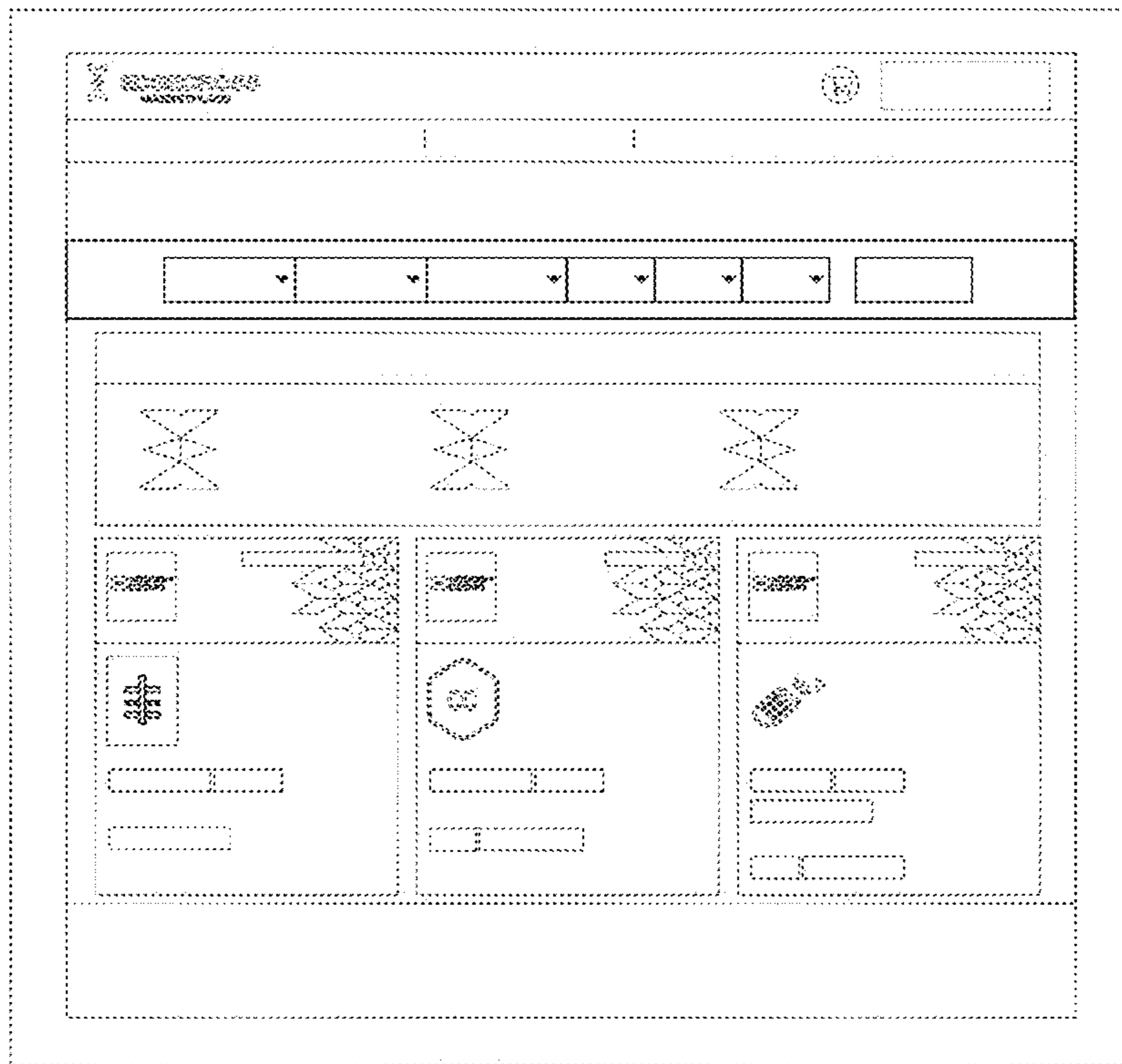


FIG. 2

