



US00D873245S

(12) **United States Design Patent** (10) **Patent No.:** **US D873,245 S**
Russo et al. (45) **Date of Patent:** **** Jan. 21, 2020**

(54) **VIDEO CONFERENCE REMOTE CONTROL**

(71) Applicant: **Logitech Europe S.A.**, Lausanne (CH)

(72) Inventors: **Giuseppe Russo**, Redwood City, CA (US); **Ricardo Filipe Figueiroa Monteiro**, San Francisco, CA (US); **Drew Putterman**, Oakland, CA (US)

(73) Assignee: **Logitech Europe S.A.**, Lausanne (CH)

(**) Term: **15 Years**

(21) Appl. No.: **29/650,443**

(22) Filed: **Jun. 6, 2018**

(51) **LOC (12) Cl.** **14-03**

(52) **U.S. Cl.**
USPC **D14/218**; D13/168

(58) **Field of Classification Search**
USPC D14/218, 496, 434, 203.3, 225, 205,
D14/203.7, 388, 402; D13/168
CPC H03J 3/12; G08G 5/0013; H04N 5/44543;
G06F 3/016
See application file for complete search history.

(56) **References Cited**

U.S. PATENT DOCUMENTS

D573,957 S * 7/2008 Ledbetter D13/168
D620,456 S * 7/2010 Akana D13/168

D703,186 S * 4/2014 Zaslavsky D14/218
D714,762 S * 10/2014 O'Neil D14/218
D756,969 S * 5/2016 Kim D14/218
D767,539 S * 9/2016 Shimonishi D14/218
D795,842 S * 8/2017 Cha D14/218
D805,501 S * 12/2017 Akana D14/218
D856,332 S * 8/2019 Ruegg D14/388
D858,486 S * 9/2019 Biddle D14/218
2017/0076589 A1* 3/2017 Wengreen G08C 17/02

* cited by examiner

Primary Examiner — John Windmuller

(74) *Attorney, Agent, or Firm* — Kilpatrick Townsend & Stockton LLP

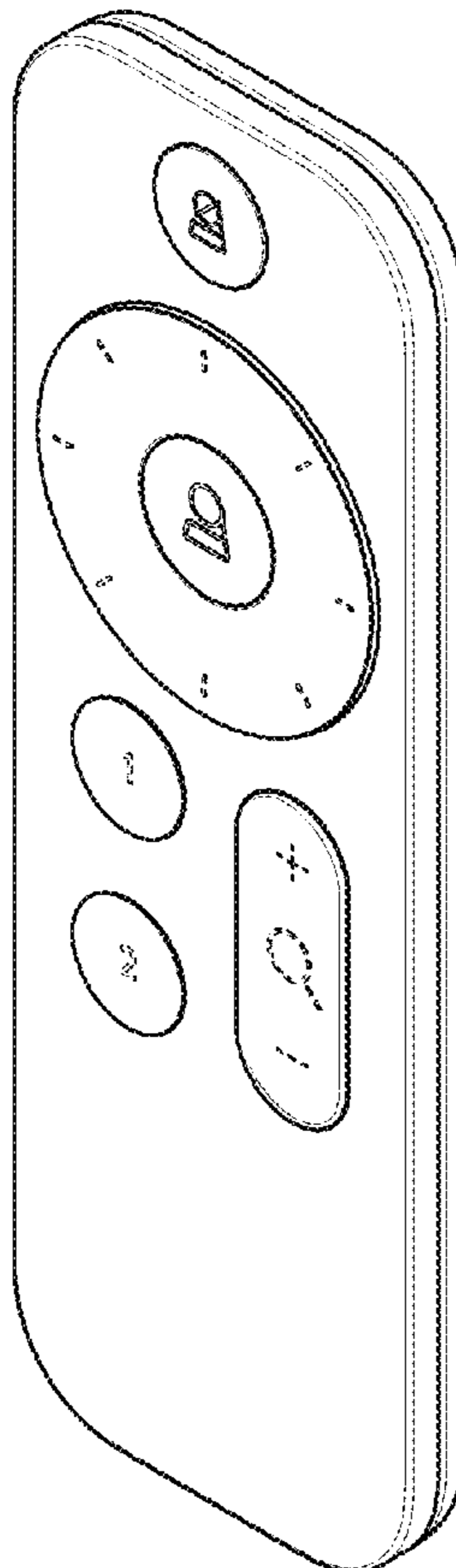
(57) **CLAIM**

The ornamental design for video conference remote control, as shown and described.

DESCRIPTION

FIG. 1 is a perspective view our video conference remote control showing our new design;
FIG. 2 is a second perspective view thereof;
FIG. 3 is a top plan view thereof;
FIG. 4 is a bottom plan view thereof;
FIG. 5 is a front elevation view thereof;
FIG. 6 is a rear elevation view thereof;
FIG. 7 is a right side elevation view thereof; and,
FIG. 8 is a left side elevation view thereof.

1 Claim, 3 Drawing Sheets



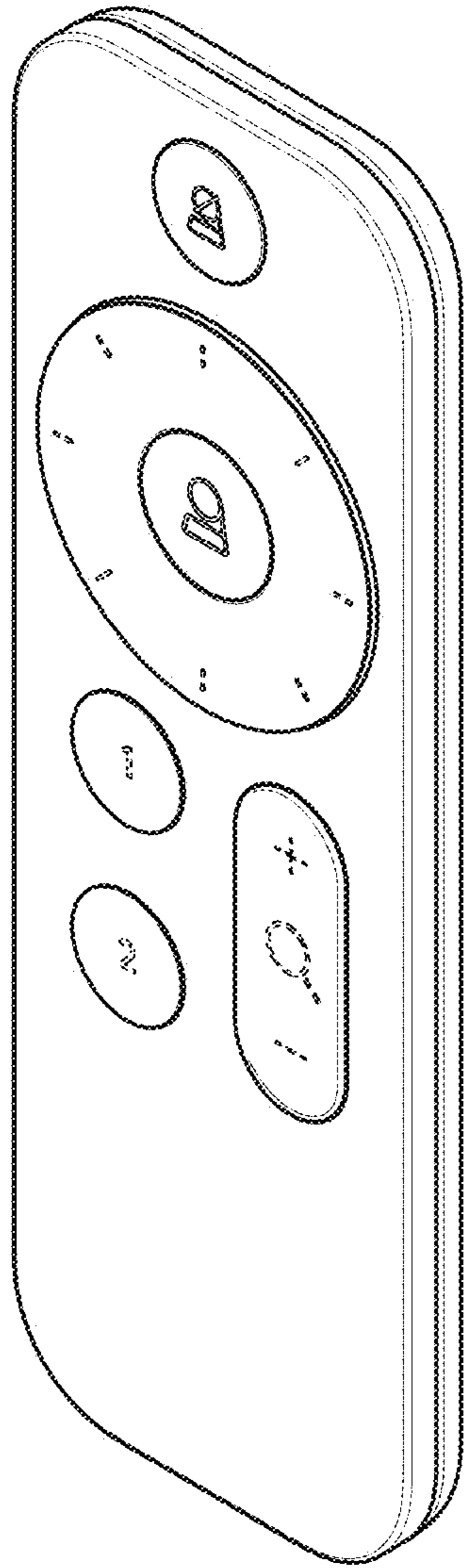


FIG. 1




FIG. 2

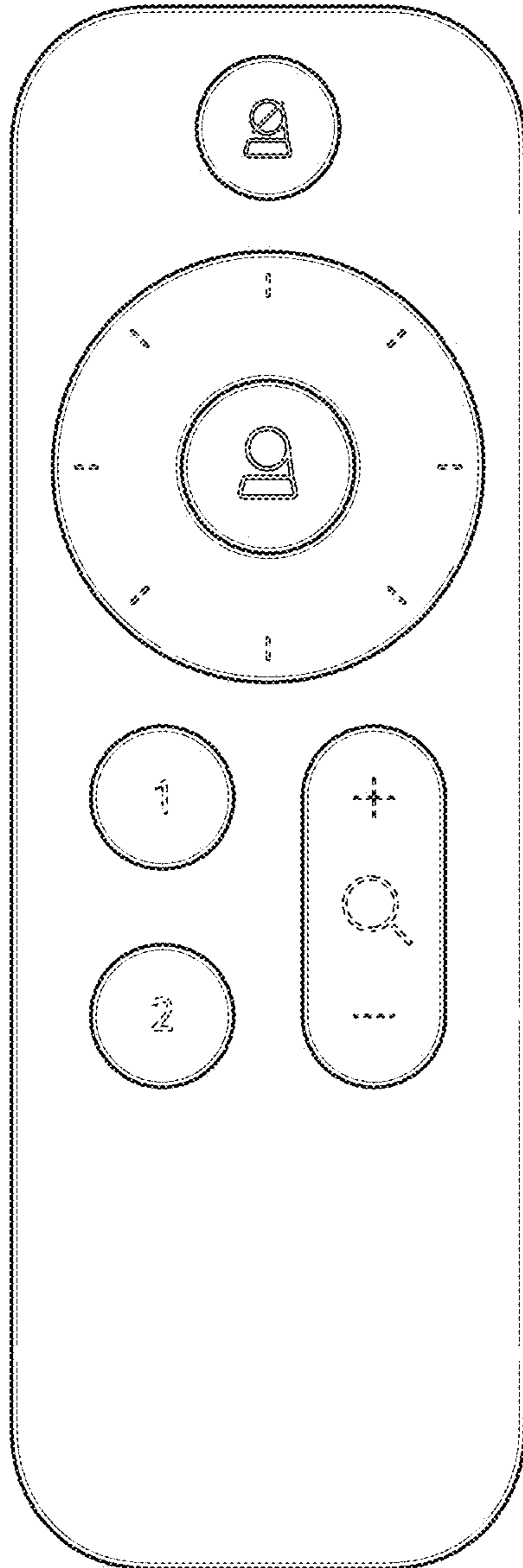


FIG. 3




FIG. 4



FIG. 5




FIG. 6




FIG. 7




FIG. 8