

US00D873213S

(12) **United States Design Patent**
Wu

(10) **Patent No.:** **US D873,213 S**
(45) **Date of Patent:** **** Jan. 21, 2020**

- (54) **WIRELESS CHARGER**
- (71) Applicant: **Che-Min Wu**, Torrance, CA (US)
- (72) Inventor: **Che-Min Wu**, Torrance, CA (US)
- (**) Term: **15 Years**
- (21) Appl. No.: **29/653,610**
- (22) Filed: **Jun. 16, 2018**
- (51) **LOC (12) Cl.** **13-02**
- (52) **U.S. Cl.**
USPC **D13/108**
- (58) **Field of Classification Search**
USPC D13/107–110, 118–119, 184; D14/251,
D14/253, 432, 434
CPC Y02E 60/12; Y02T 90/14; Y02T 90/122;
Y02T 90/128; Y02T 90/163; Y02T
10/7005; Y02T 10/7088; H02J 7/025;
H02J 7/0042; H02J 7/0044; H02J 7/0045;
H02J 7/0003; H01F 38/14; H01R
13/6675; H01M 2/1022; H01M 2/1055;
H01M 10/44; H01M 10/46; H01M
10/425; B60L 11/182
See application file for complete search history.

D762,169 S *	7/2016	Lei	D13/108
D763,188 S *	8/2016	Park	D13/108
D770,973 S *	11/2016	Toth	D13/107
D782,974 S *	4/2017	Ju	D13/108
D782,976 S *	4/2017	Zhang	D13/108
D782,977 S *	4/2017	Zhang	D13/108
D787,443 S *	5/2017	Chiang	D13/110
D788,037 S *	5/2017	Hung	D13/110
D795,874 S *	8/2017	Szeremeta	D14/432
D812,000 S *	3/2018	Li	D13/108
D812,560 S *	3/2018	Xu	D13/107
D826,854 S *	8/2018	Roberts	D13/108
D828,295 S *	9/2018	Li	D13/108
D843,316 S *	3/2019	Zhou	D13/108

* cited by examiner

Primary Examiner — Rosemary K Tarcza
(74) *Attorney, Agent, or Firm* — Che-Yang Chen; Law
Offices of Scott Warmuth

(57) **CLAIM**

The ornamental design for a wireless charger, as shown and described.

DESCRIPTION

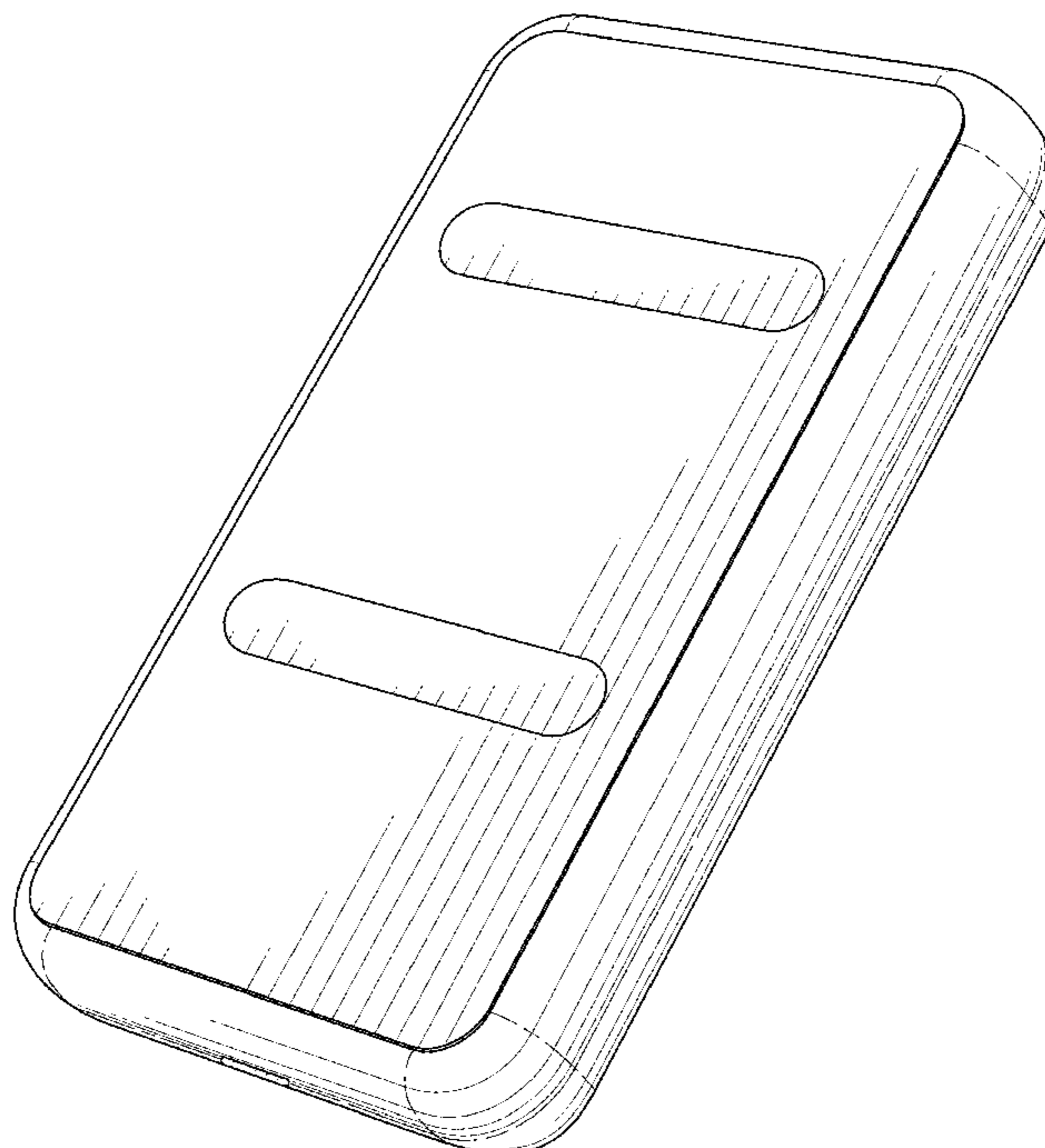
FIG. 1 is a perspective view of the wireless charger showing my new design;
FIG. 2 is a front elevational view thereof;
FIG. 3 is a rear elevational view thereof;
FIG. 4 is a left side elevational view thereof;
FIG. 5 is a right side elevational view thereof;
FIG. 6 is a top plan view thereof; and,
FIG. 7 is a bottom plan view thereof.
The broken lines shown in the drawings are included for the purpose of illustrating portions of the wireless charger which form no part of the claimed design.

1 Claim, 5 Drawing Sheets

(56) **References Cited**

U.S. PATENT DOCUMENTS

D411,208 S *	6/1999	Richter	D14/253
D578,960 S *	10/2008	Fisher	D13/108
D598,375 S *	8/2009	Nomi	D13/108
D612,329 S *	3/2010	Guccione	D13/108
D667,788 S *	9/2012	Mai	D13/110
D713,786 S *	9/2014	Wen	D13/103
D728,477 S *	5/2015	Meyer	D13/107
D760,647 S *	7/2016	Chen	D13/103



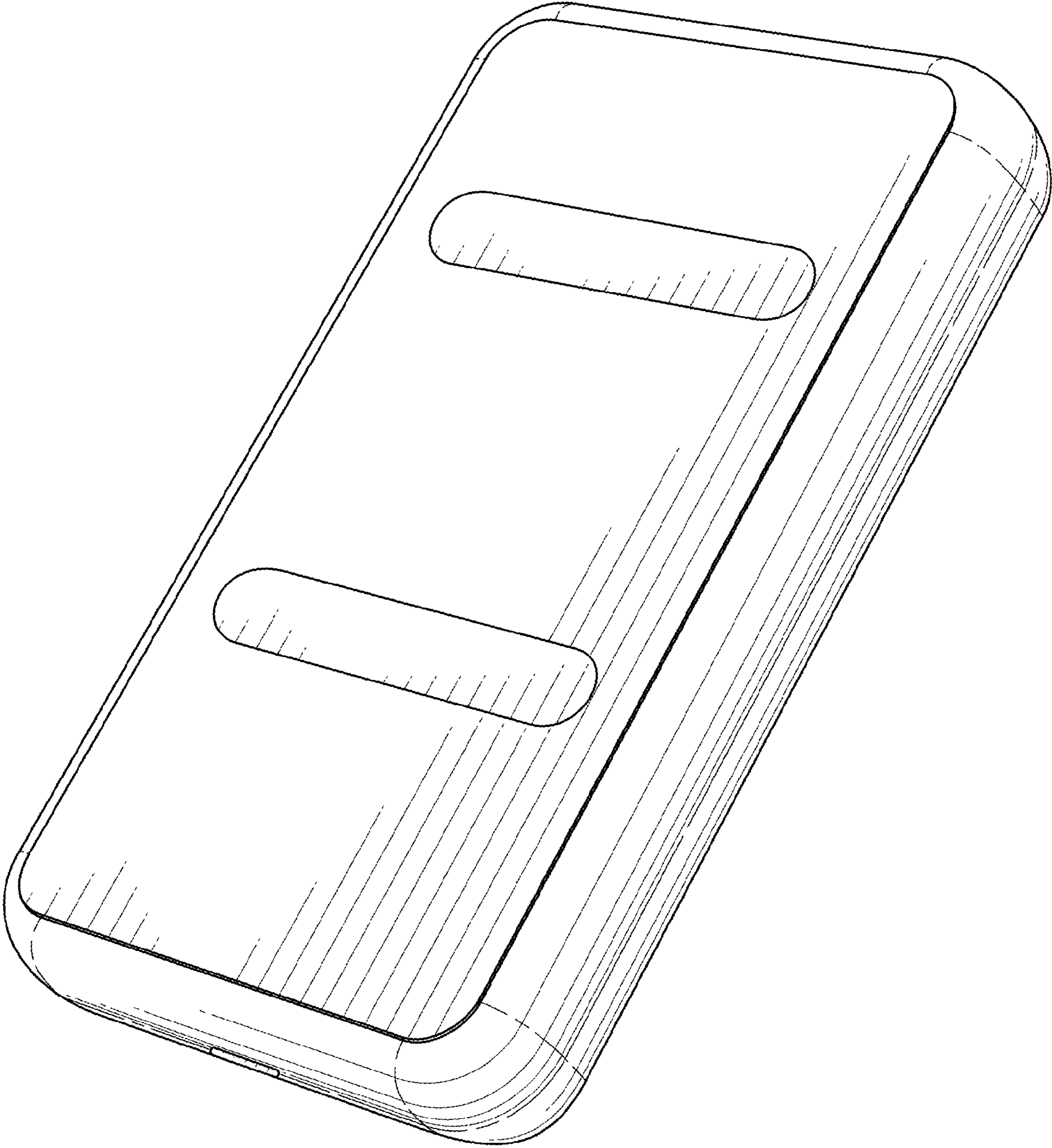


FIG. 1




FIG. 2

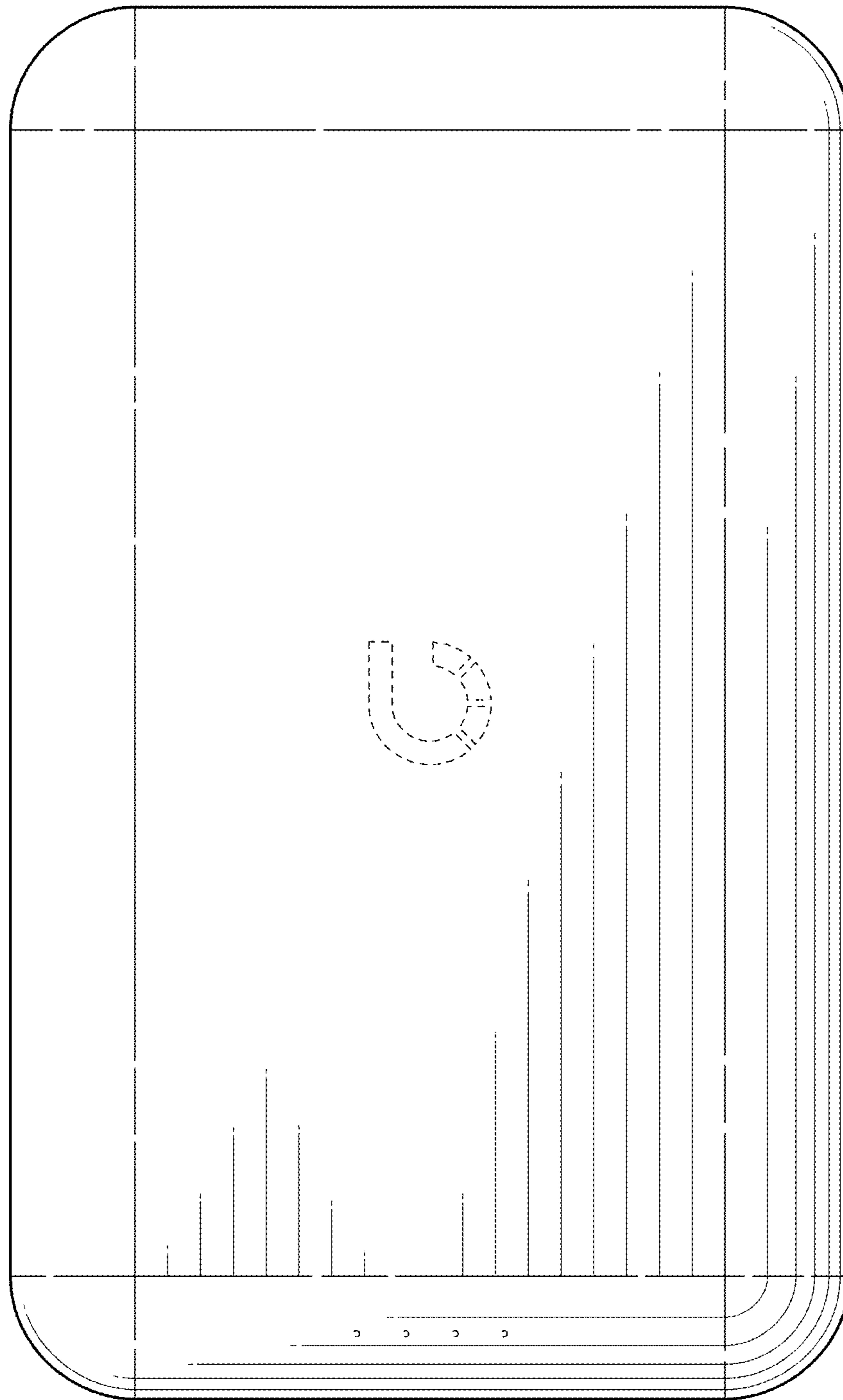


FIG. 3

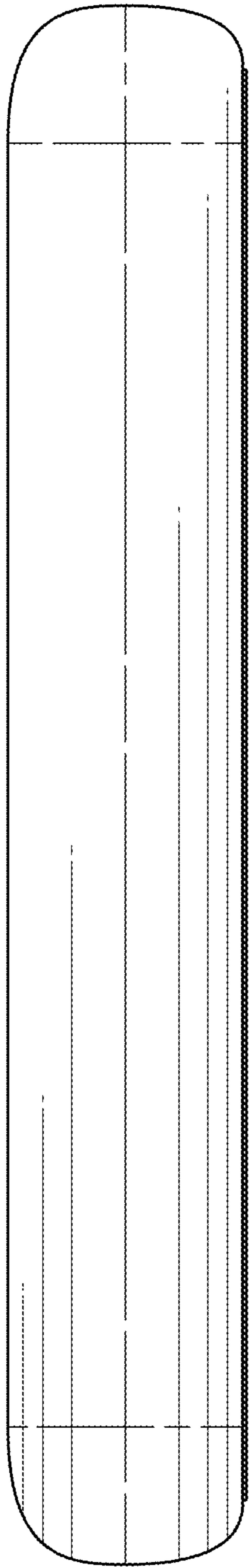


FIG. 4




FIG. 5

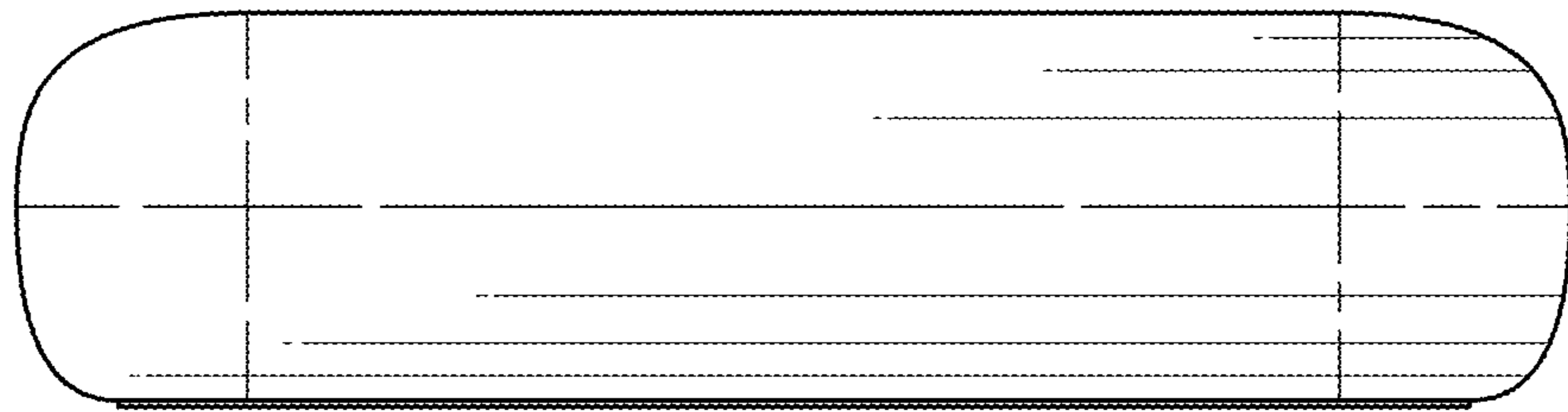


FIG. 6

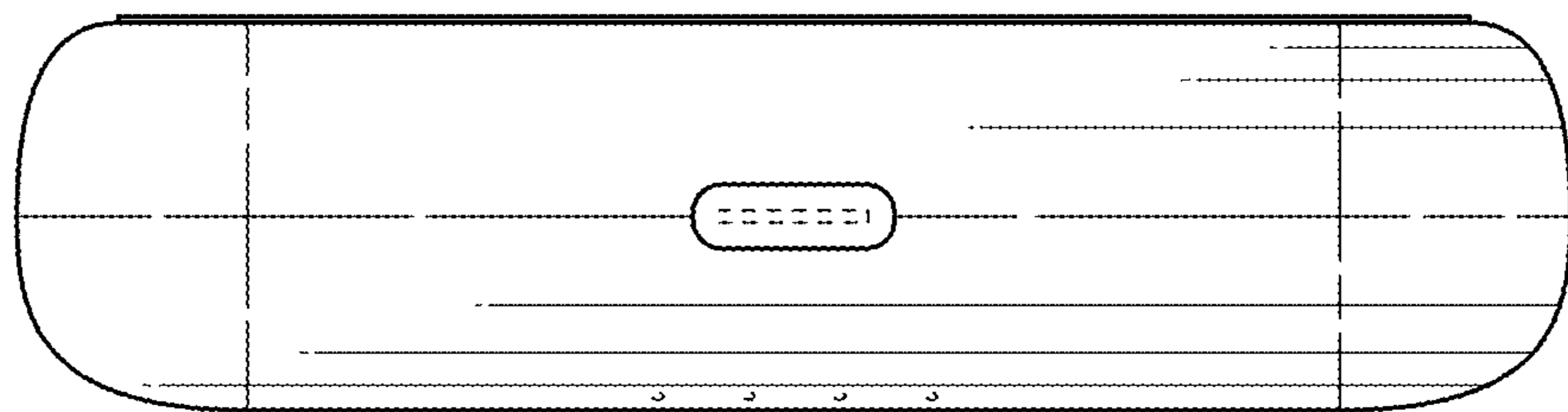


FIG. 7