



US00D873209S

(12) **United States Design Patent**
Wang et al.

(10) **Patent No.:** **US D873,209 S**
(45) **Date of Patent:** **** Jan. 21, 2020**

- (54) **NON-PNEUMATIC TIRE**
- (71) Applicant: **JIANGSU RISINGSUN TYRE CO., LTD**, Pizhou (CN)
- (72) Inventors: **Mingjiang Wang**, Pizhou (CN); **Feng Wang**, Pizhou (CN); **Xijing Zhang**, Pizhou (CN); **Qingli Ma**, Pizhou (CN)
- (73) Assignee: **JIANGSU RISINGSUN TYRE CO., LTD**, Pizhou (CN)

D719,082 S	*	12/2014	Winkelman	D12/535
D811,316 S	*	2/2018	Nakamura	D12/535
D832,772 S	*	11/2018	Misani	D12/535
D834,502 S	*	11/2018	Nakamura	D12/535
D861,578 S	*	10/2019	Lucas	D12/535

* cited by examiner

Primary Examiner — George D. Kirschbaum
Assistant Examiner — Joseph J Kukella
(74) *Attorney, Agent, or Firm* — Gokalp Bayramoglu

(**) Term: **15 Years**

(21) Appl. No.: **29/677,831**

(22) Filed: **Jan. 24, 2019**

(30) **Foreign Application Priority Data**

Nov. 1, 2018 (CN) 2018 3 0614565

(51) **LOC (12) Cl.** **12-15**

(52) **U.S. Cl.**
USPC **D12/535**

(58) **Field of Classification Search**
USPC D12/533–567
CPC B60C 11/0306; B60C 11/0311; B60C 2011/0339; B60C 2011/0341; B60C 2011/0358; B60C 2011/0374; B60C 2011/0381; B60C 2200/00; B60C 2200/10

See application file for complete search history.

(56) **References Cited**

U.S. PATENT DOCUMENTS

D617,727 S	*	6/2010	Lejeune	D12/535
D718,702 S	*	12/2014	Winkelman	D12/535


(57) **CLAIM**

The ornamental design for a non-pneumatic tire, as shown and described.

DESCRIPTION

FIG. 1 is a perspective view of a non-pneumatic tire showing our new design;
FIG. 2 is a front elevation view thereof;
FIG. 3 is a left elevation view thereof;
FIG. 4 is a partial enlarged view of the indicated area “4” in the FIG. 2; and,
FIG. 5 is a partial enlarged view of the indicated area “5” in the FIG. 3;
A rear elevation view is omitted since the rear view is identical with the front elevation view.
A right elevation view is omitted since the left view is symmetric with the right elevation view.
The broken lines depict portions of a non-pneumatic tire in which the design is embodied that form no part of the claimed design.

1 Claim, 5 Drawing Sheets






Fig. 1

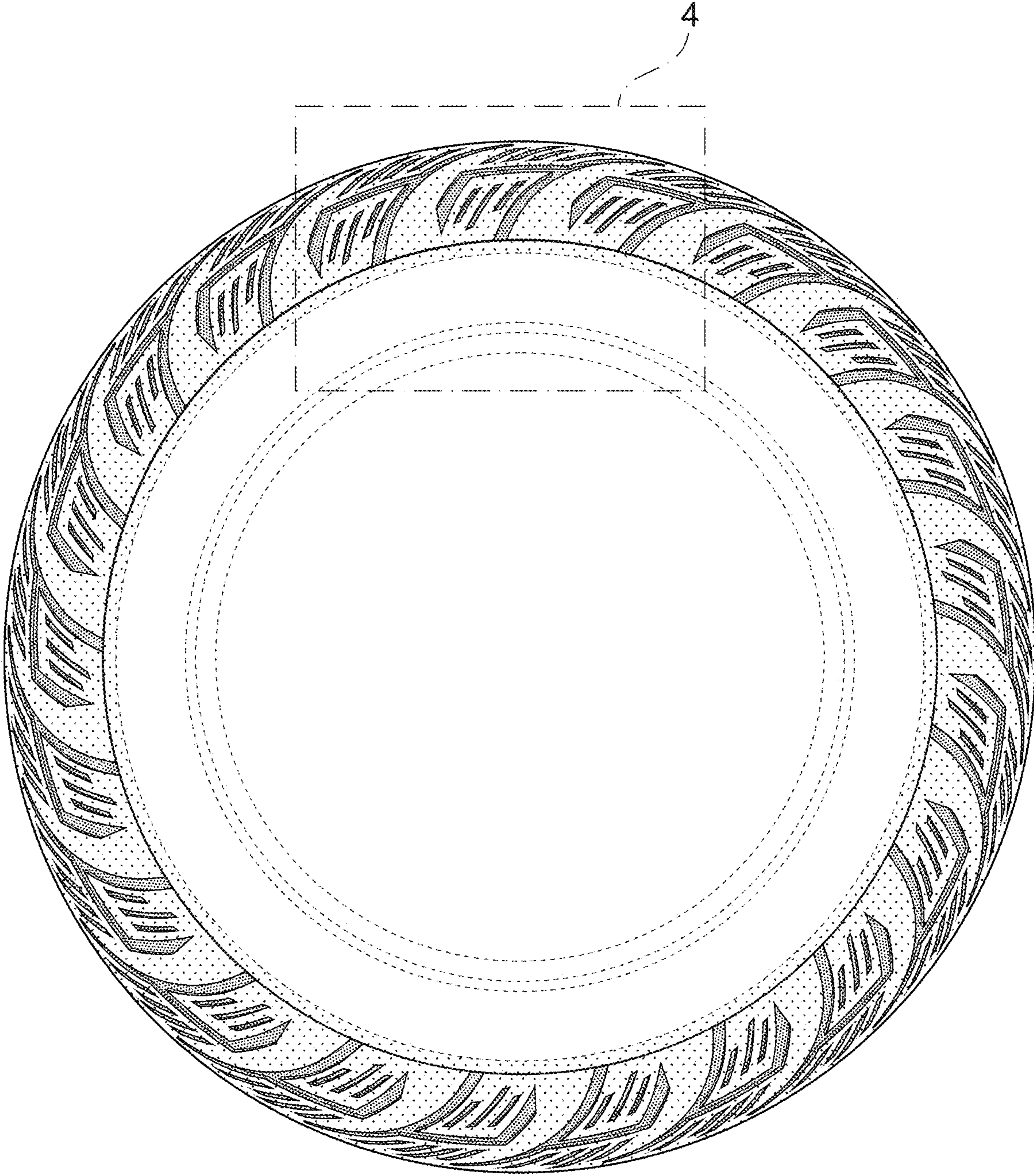


Fig. 2

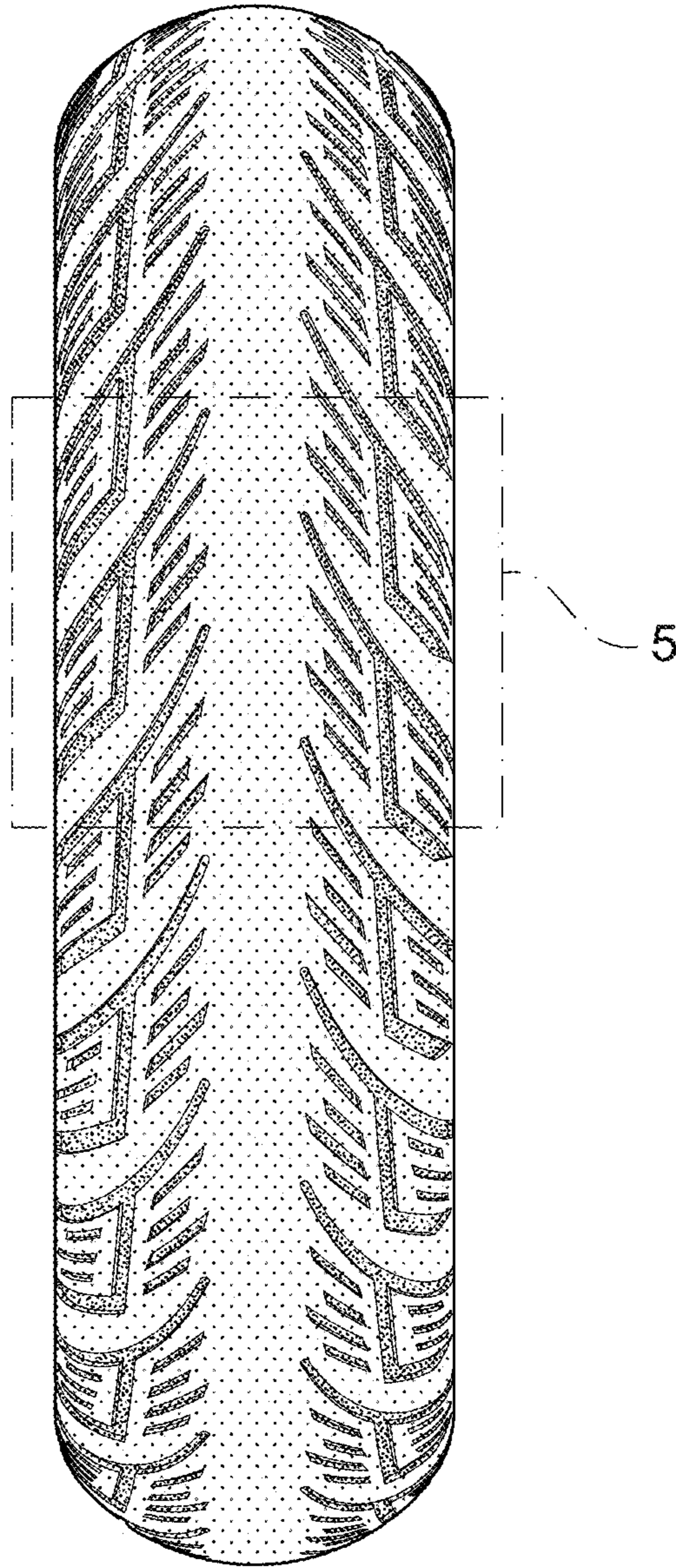


Fig. 3

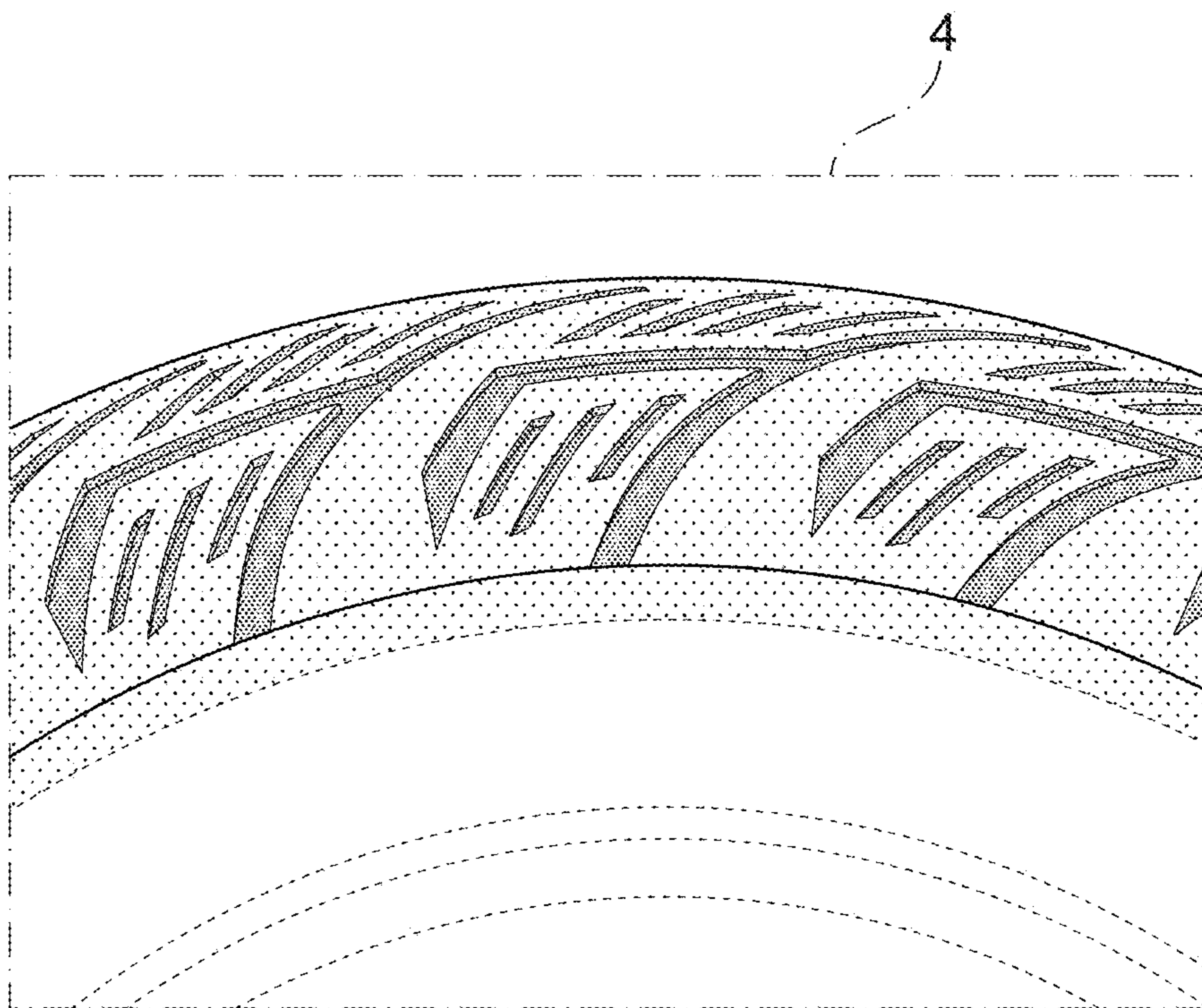


Fig. 4




Fig. 5