



US00D873206S

(12) **United States Design Patent**
Uphouse

(10) **Patent No.:** **US D873,206 S**

(45) **Date of Patent:** **** Jan. 21, 2020**

- (54) **TIRE**
- (71) Applicant: **The Goodyear Tire & Rubber Company, Akron, OH (US)**
- (72) Inventor: **Hiram William Uphouse, Uniontown, OH (US)**
- (73) Assignee: **The Goodyear Tire & Rubber Company, Akron, OH (US)**
- (**) Term: **15 Years**
- (21) Appl. No.: **29/660,304**
- (22) Filed: **Aug. 20, 2018**
- (51) **LOC (12) Cl.** **12-15**
- (52) **U.S. Cl.**
USPC **D12/517**
- (58) **Field of Classification Search**
USPC D12/500-532, 604
CPC Y10T 152/10027; B60C 1/0016; B60C 11/0306; B60C 11/0302; B60C 3/06; B60C 9/17
See application file for complete search history.

(56) **References Cited**

U.S. PATENT DOCUMENTS

D483,004 S	12/2003	Schomburg et al.	D12/518
D490,046 S	5/2004	Fukunaga	D12/521
D502,441 S	3/2005	Lo	D12/521
D524,234 S	7/2006	Schmalix et al.	D12/521
D557,195 S	12/2007	Fontaine	D12/524
D562,757 S	2/2008	Iwai	D12/519
D571,282 S	6/2008	Murata et al.	D12/523
D571,283 S	6/2008	Neidert et al.	D12/524
D574,316 S	8/2008	Neidert et al.	D12/514
D575,725 S	8/2008	Hirai et al.	D12/518
D577,655 S	9/2008	Heinen	D12/521

D586,726 S	2/2009	Baumard et al.	D12/521
D588,521 S	3/2009	Tomatsu et al.	D12/519
D597,021 S	7/2009	Kiwaki	D12/521
D597,474 S	8/2009	Yamakawa et al.	D12/519
D599,275 S *	9/2009	Kojima	D12/519
D601,940 S	10/2009	Hughes et al.	D12/521

(Continued)

Primary Examiner — Lakiya G Rogers

Assistant Examiner — John A Voytek

(74) *Attorney, Agent, or Firm* — Robert N. Lipsik

(57) **CLAIM**

The ornamental design for a tire, as shown and described.

DESCRIPTION

FIG. 1 is a right side perspective view of a tire showing my new design, it being understood that the pattern repeats uniformly throughout the circumference of the tread;

FIG. 2 is a left side perspective view thereof;

FIG. 3 is a front elevational view thereof;

FIG. 4 is a right side elevational view thereof;

FIG. 5 is a left side elevational view thereof;

FIG. 6 is an enlarged fragmentary front elevational view thereof;

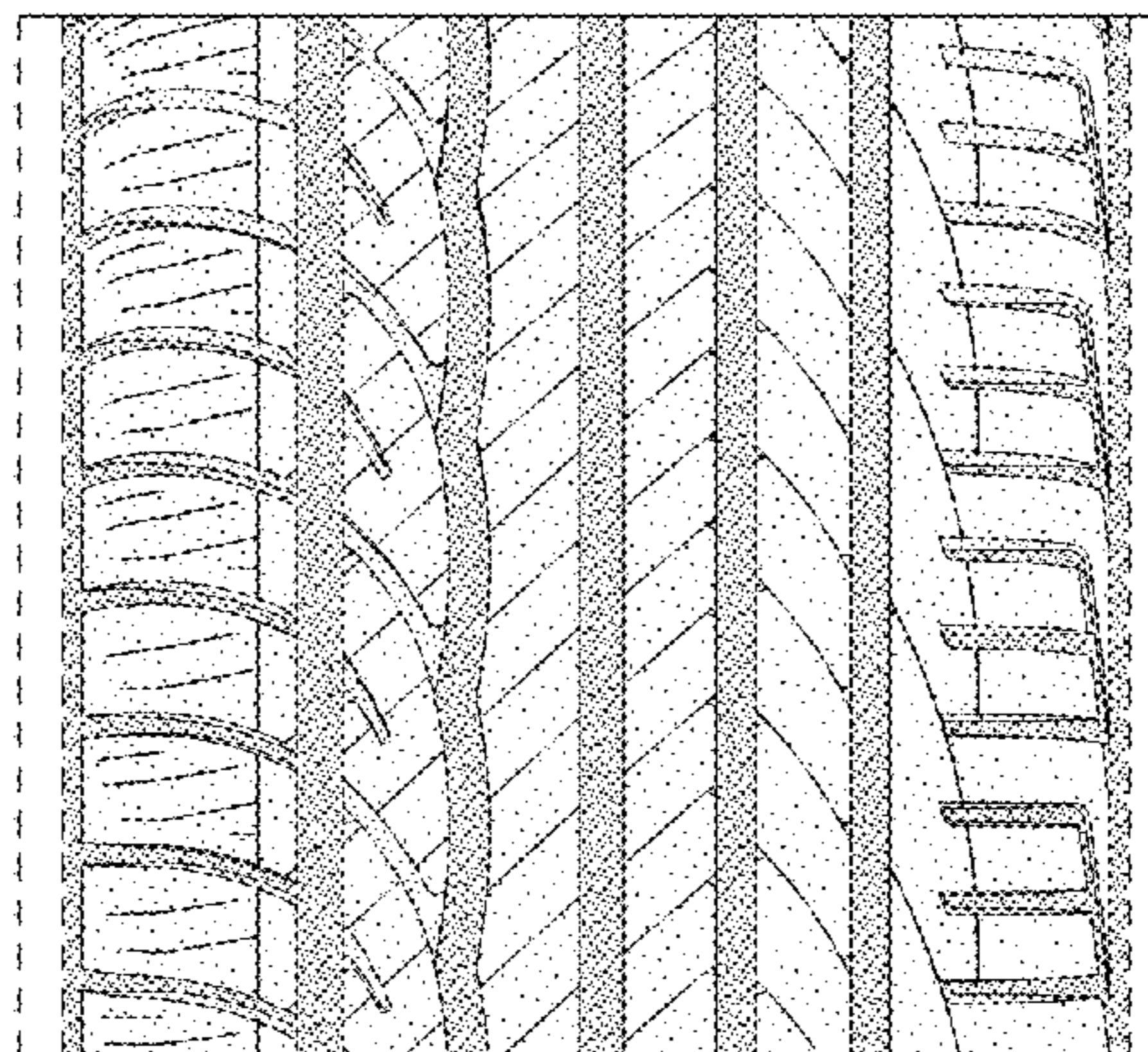
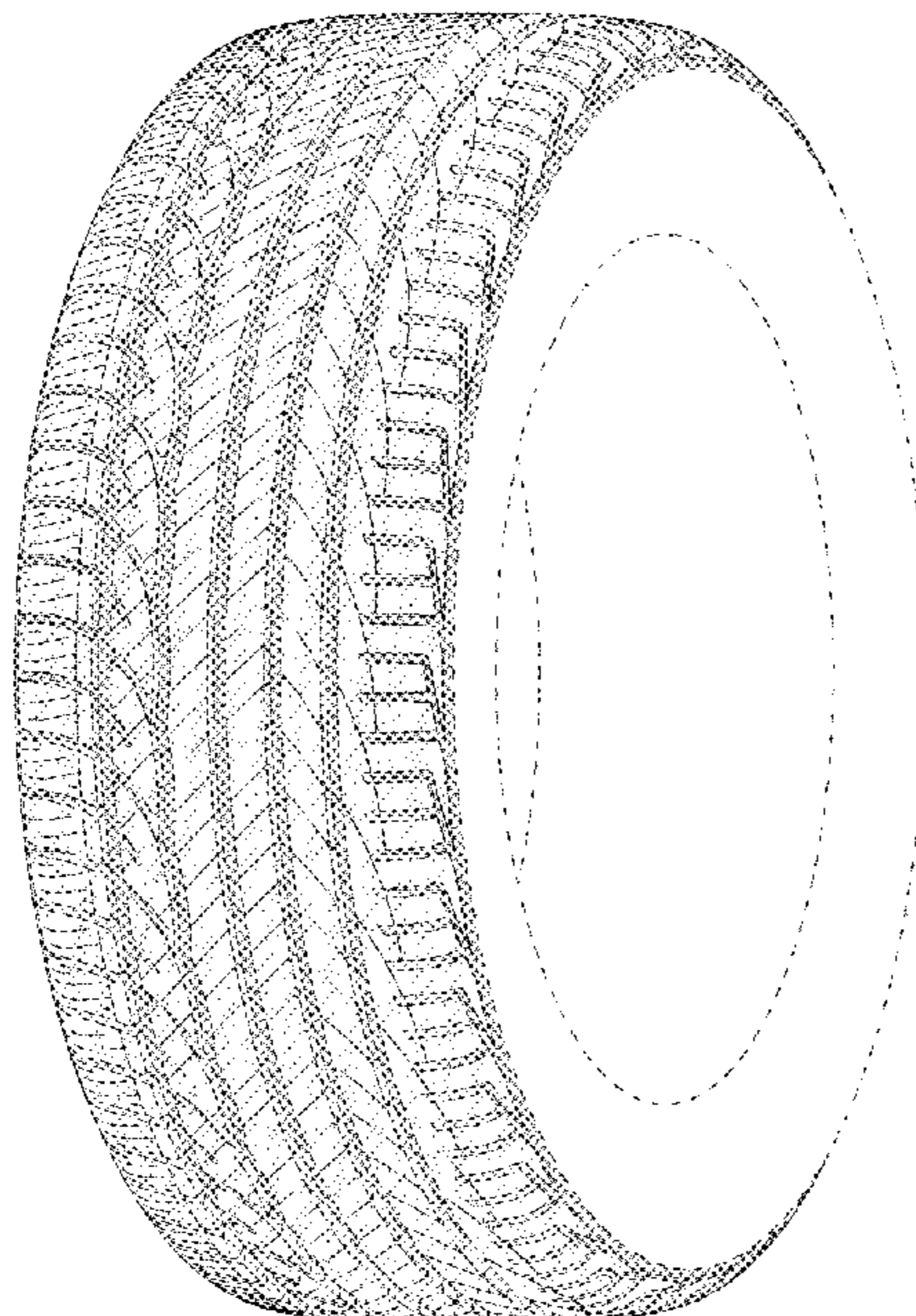
FIG. 7 is a right side perspective view of a second embodiment of a tire showing my new design, it being understood that the interior of the tire forms no part of the claim;

FIG. 8 is a left side perspective view of a second embodiment; and,

FIG. 9 is a front elevational view of a second embodiment, it being understood that an enlarged fragmentary view thereof would be identical to that shown in FIG. 6, with the exception of the inclusion of the sidewall in the claim.

In the drawings, the broken lines immediately adjacent to the outer edges of the tire shoulder represent boundaries of the claim, and the broken lines depict environmental subject matter only and form no part of the claimed design.

1 Claim, 9 Drawing Sheets



(56)

References Cited

U.S. PATENT DOCUMENTS

D603,784 S	11/2009	Sareen et al.	D12/518
D604,688 S	11/2009	Sato	D12/514
D606,002 S	12/2009	Yamakawa et al.	D12/519
D609,161 S *	2/2010	Fontaine	D12/517
D610,525 S	2/2010	Behr et al.	D12/521
D630,998 S	1/2011	Schmalix et al.	D12/519
D634,261 S	3/2011	Schmalix et al.	D12/519
D634,699 S *	3/2011	Fontaine	D12/517
D638,348 S	5/2011	Harvey et al.	D12/521
D665,727 S	8/2012	Lee et al.	D12/521
D668,203 S	10/2012	Rittweger et al.	D12/521
D671,884 S	12/2012	Youn	D12/521
D673,894 S	1/2013	Hughes et al.	D12/521
D686,971 S	7/2013	Nakamura et al.	D12/521
D694,702 S *	12/2013	Leconte	D12/521
D699,663 S	2/2014	Dixon et al.	D12/521
D719,080 S	12/2014	Dixon et al.	D12/521
D722,010 S	2/2015	Tian	D12/521
D724,005 S *	3/2015	Hughes	D12/515
D731,954 S	6/2015	Pribula et al.	D12/519
D737,752 S	9/2015	Shondel et al.	D12/521
D743,875 S	11/2015	Shondel et al.	D12/532
D747,678 S *	1/2016	Ma	D12/521
D769,791 S	10/2016	Dixon et al.	D12/521
D770,363 S *	11/2016	Sareen	D12/523
D771,549 S	11/2016	Shondel	D12/521
D771,550 S	11/2016	Davis et al.	D12/521
D782,958 S	4/2017	Sareen	D12/519
D793,333 S	8/2017	Dixon et al.	D12/527
D798,799 S	10/2017	Davis et al.	D12/516
D798,800 S	10/2017	Davis et al.	D12/516
D800,048 S *	10/2017	Yoon	D12/521
D821,292 S	6/2018	Nomura	D12/527
D829,638 S *	10/2018	Trigueros	D12/517

* cited by examiner

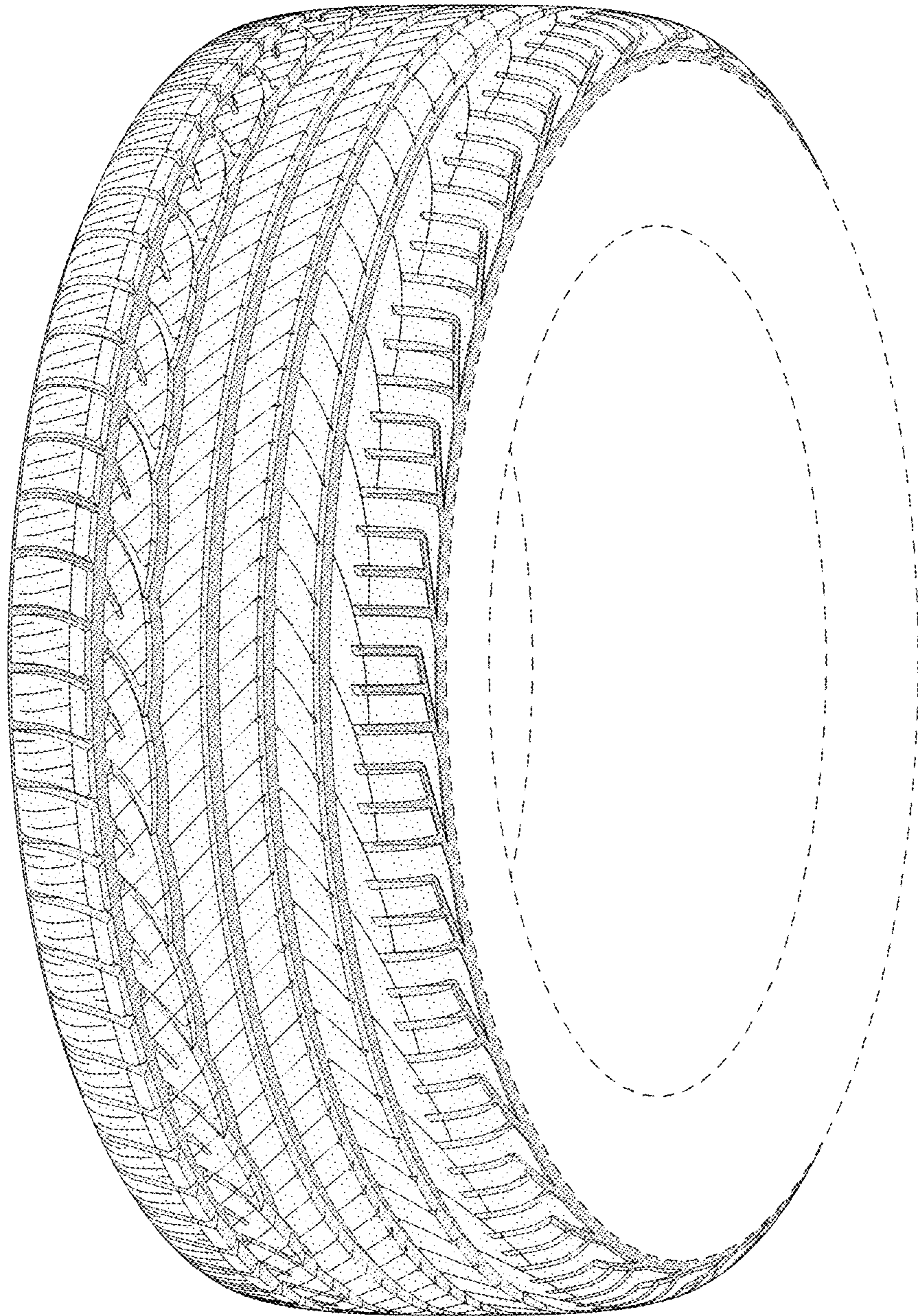


FIG - 1

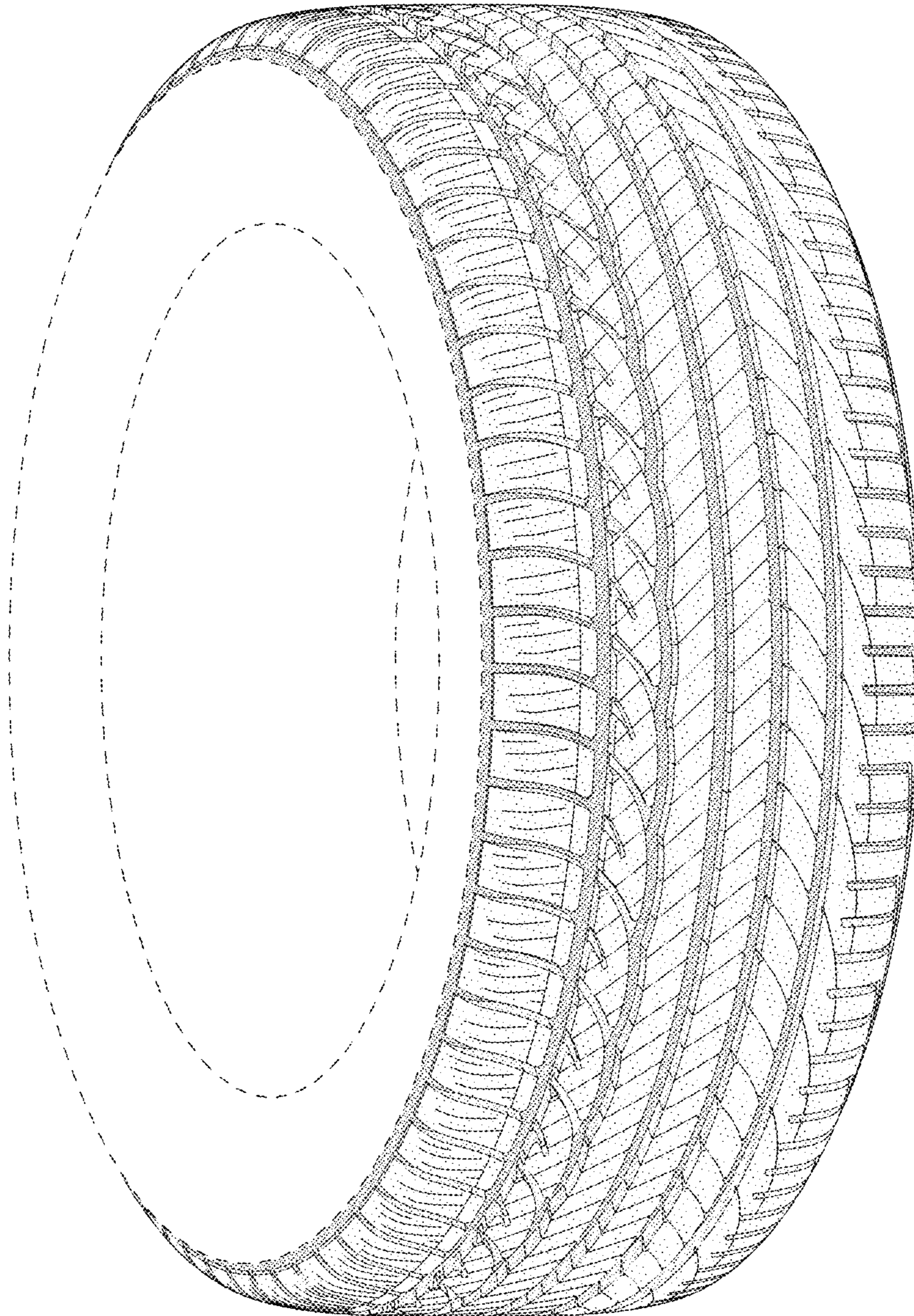


FIG - 2

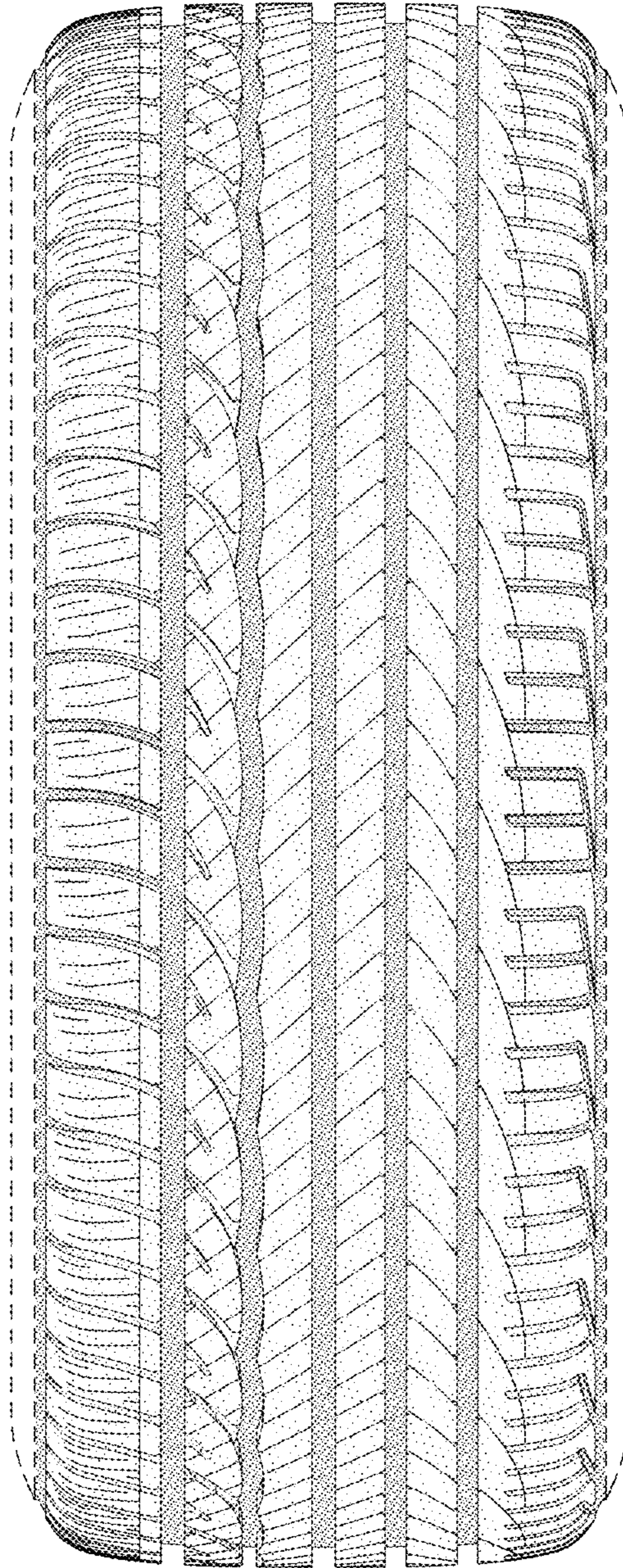


FIG - 3

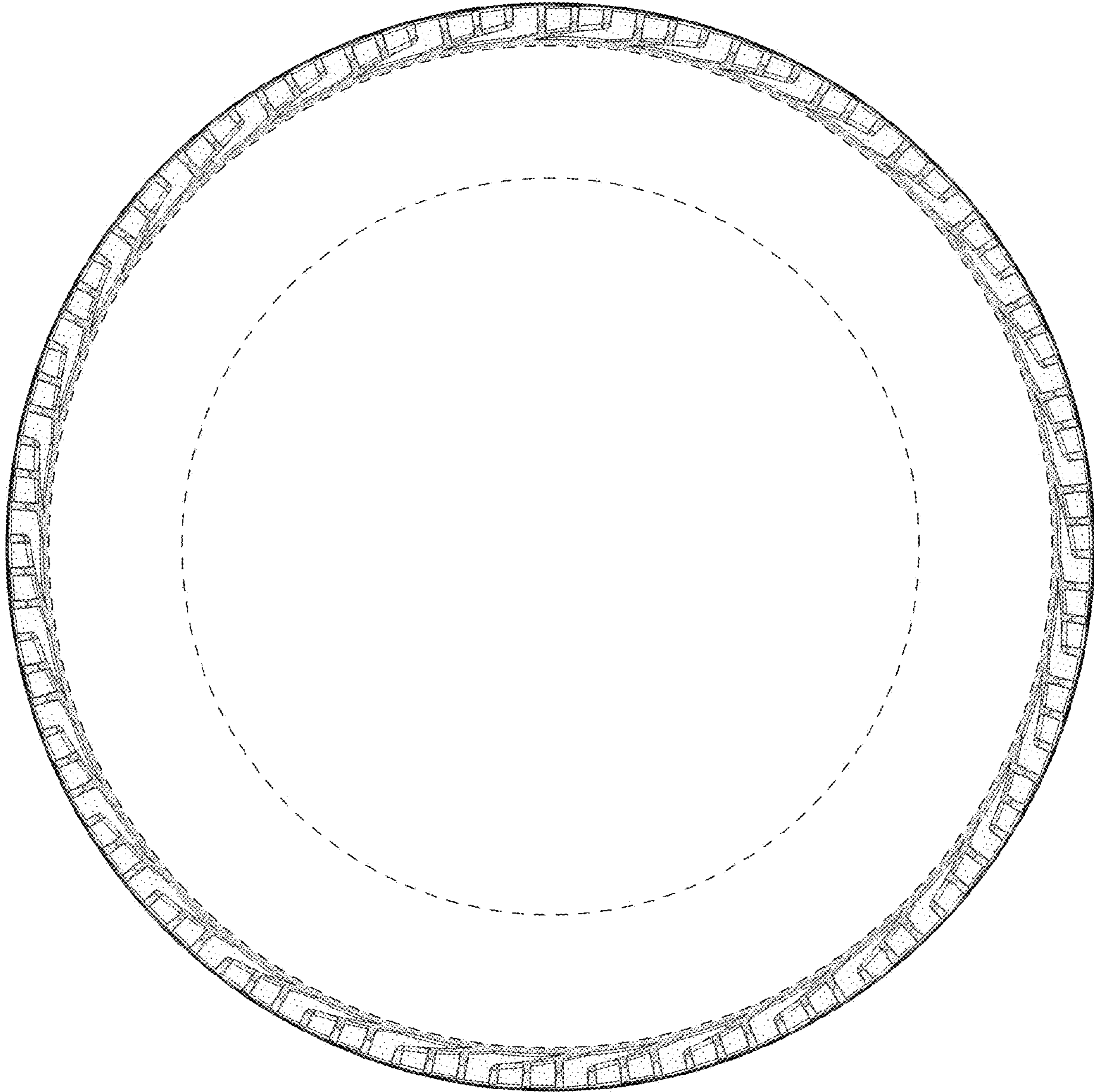


FIG - 4

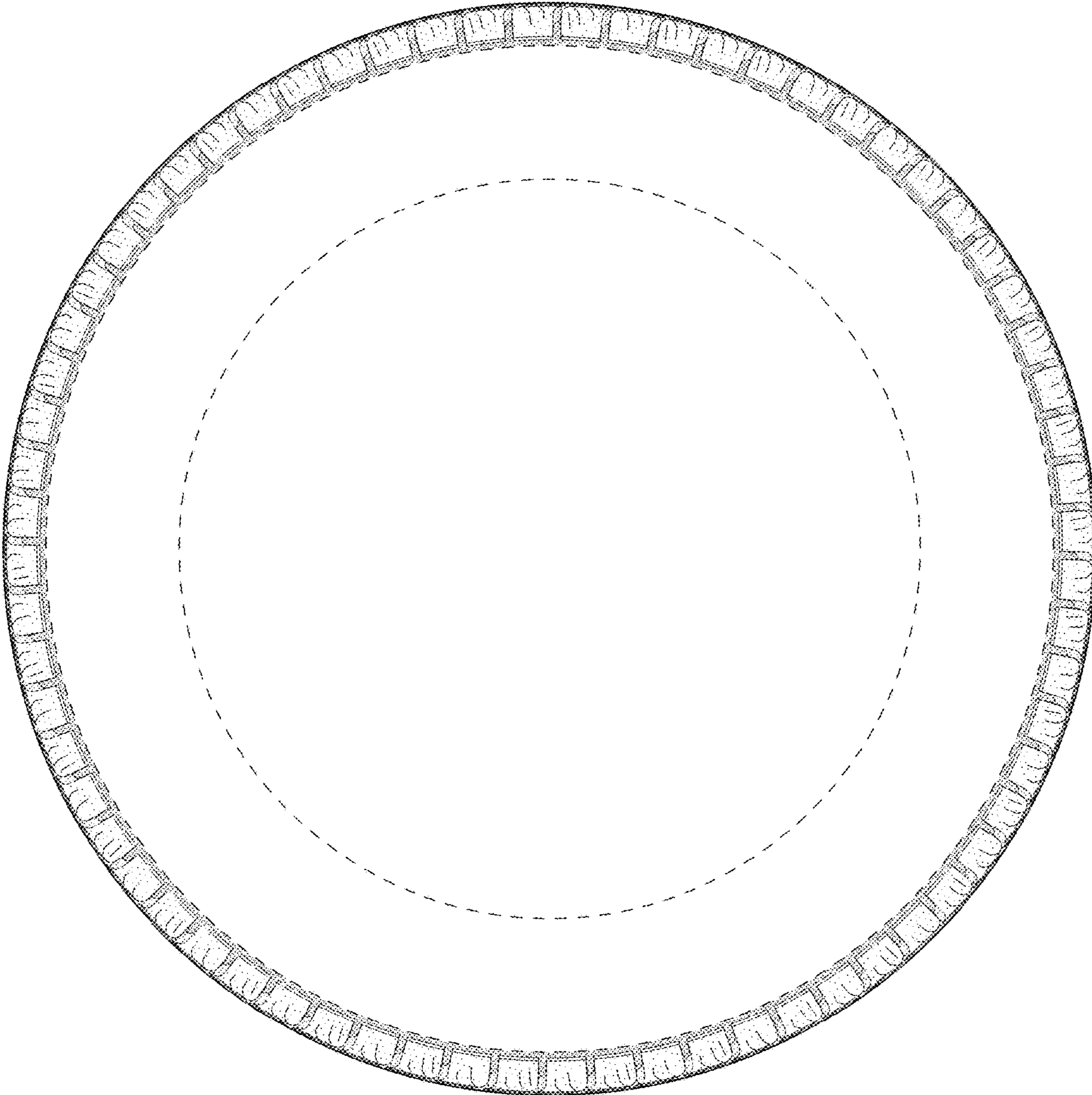


FIG - 5

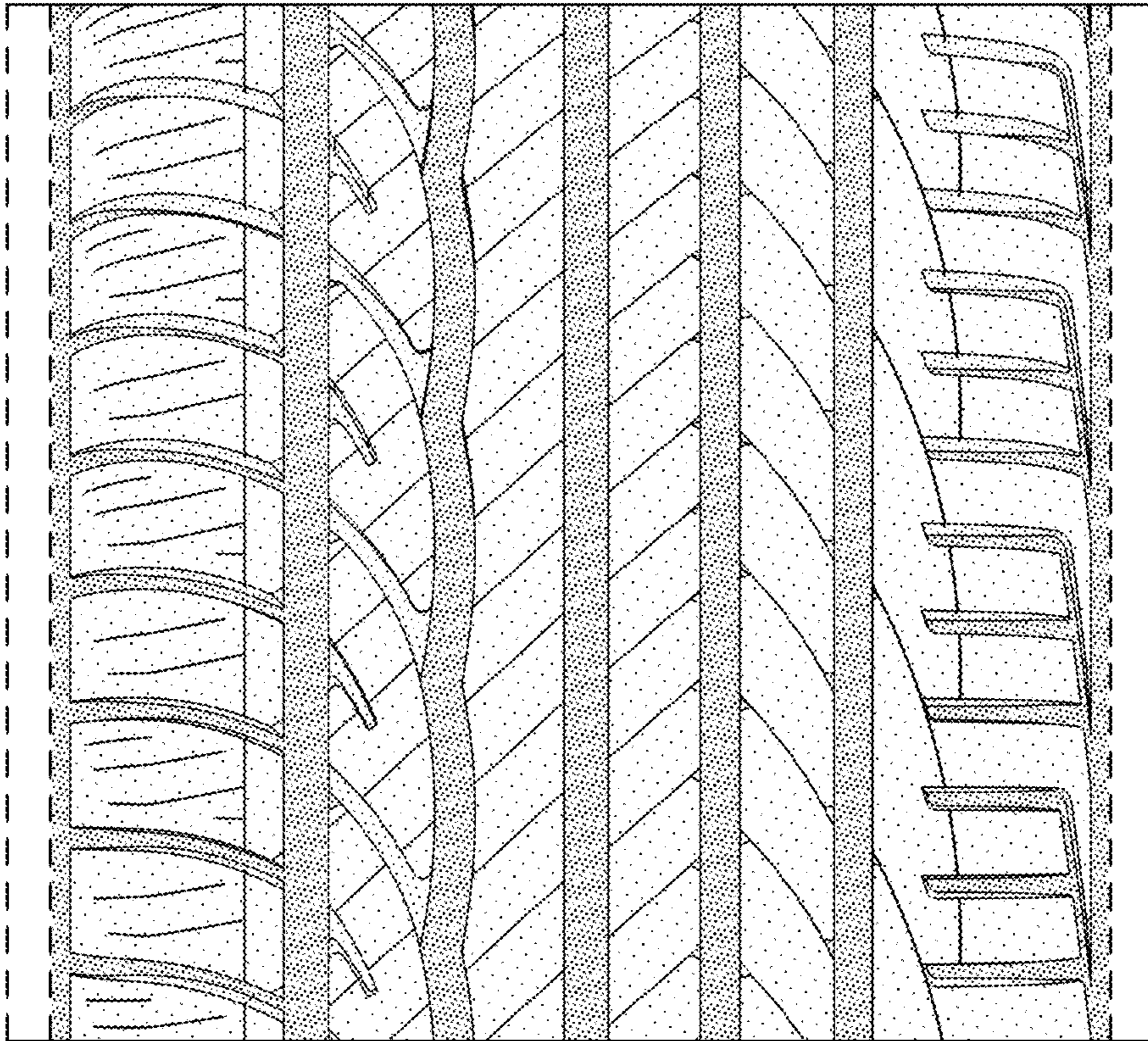


FIG - 6

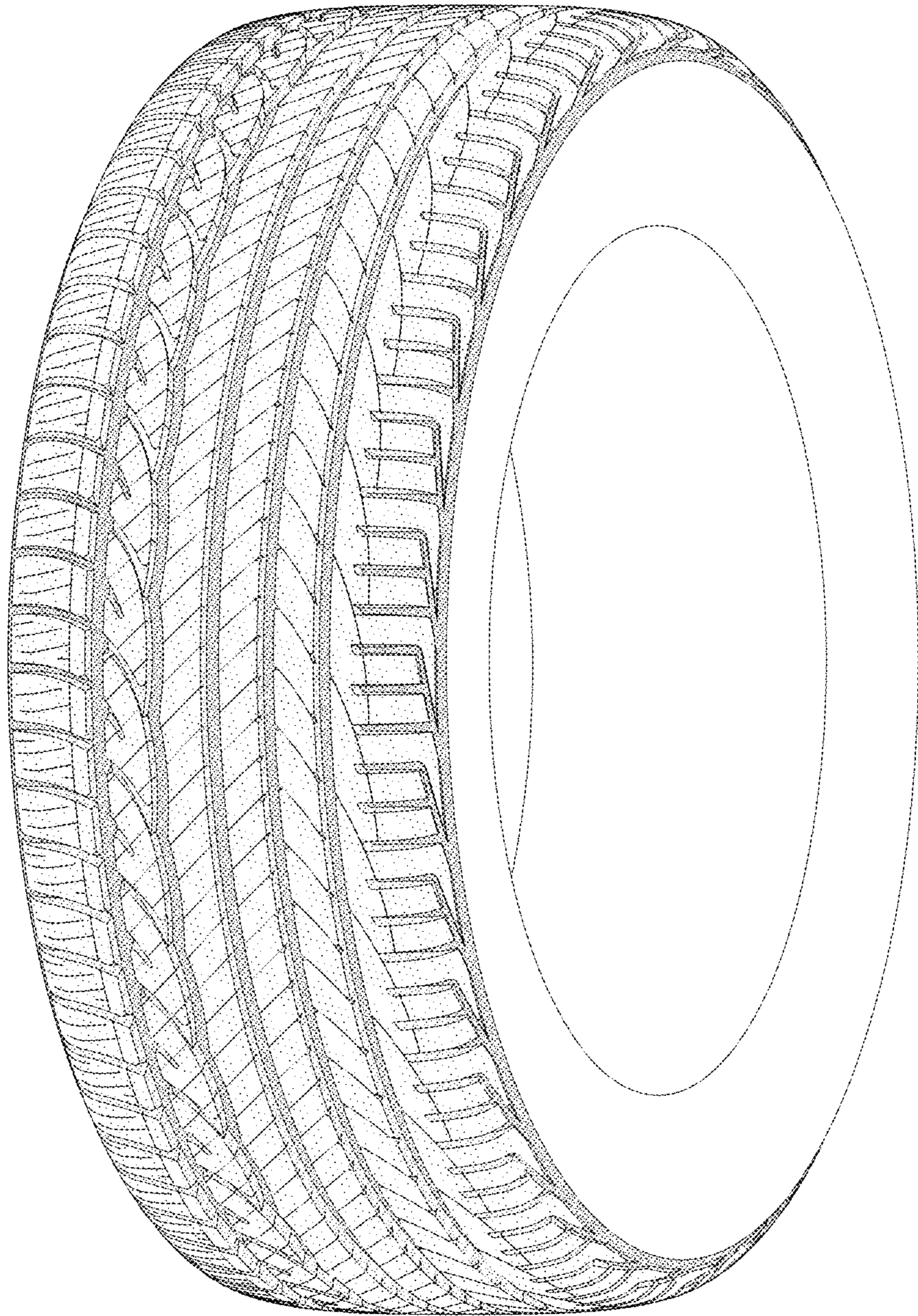


FIG - 7

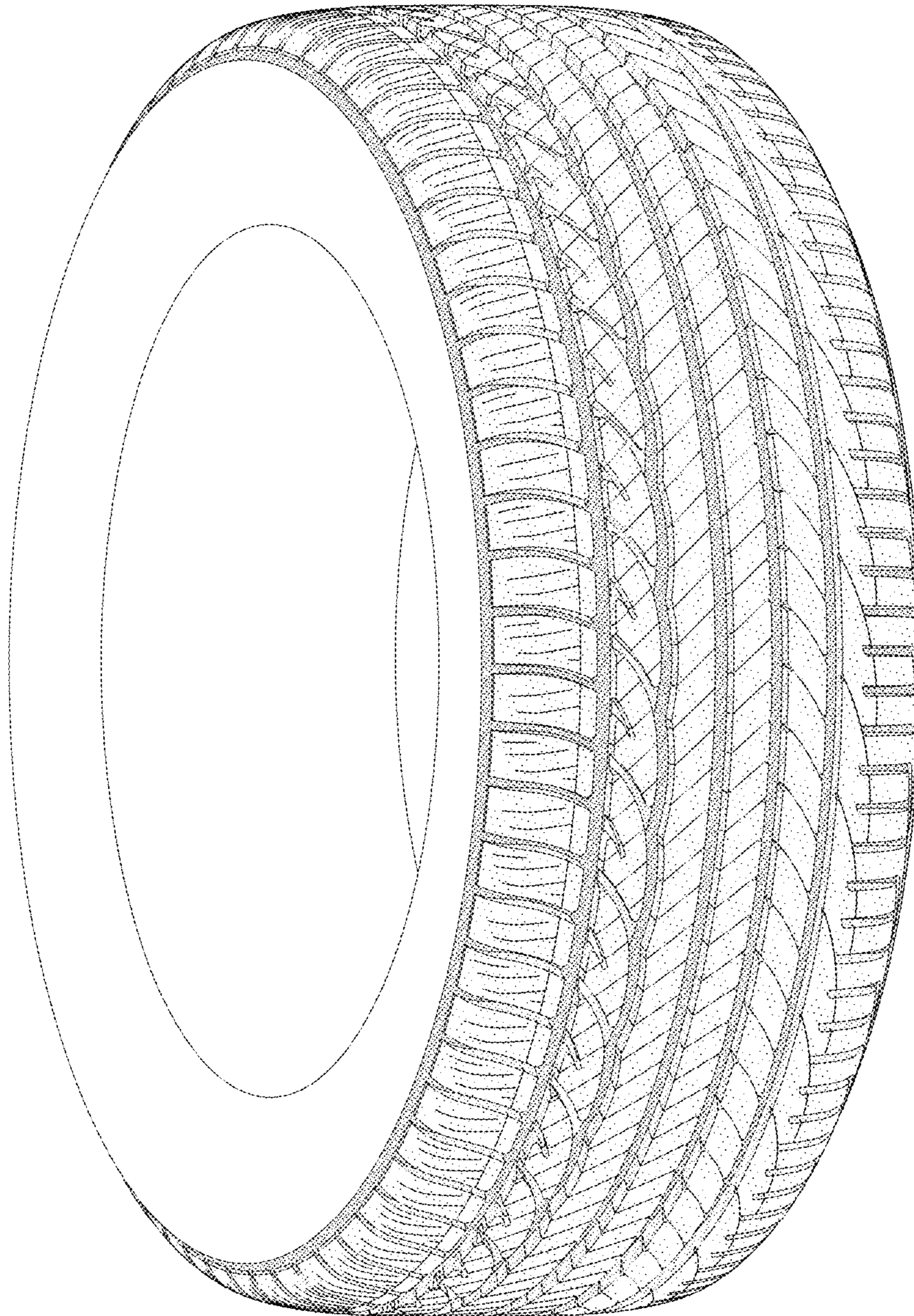


FIG - 8

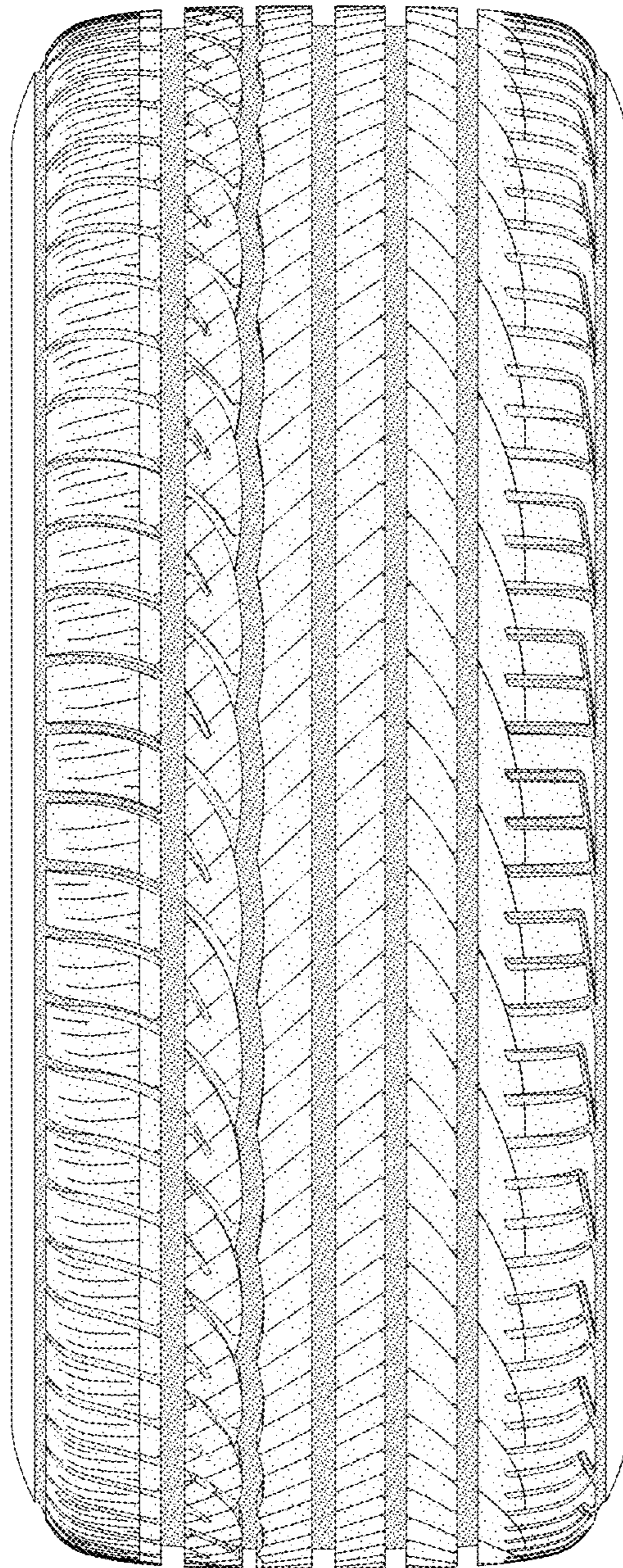


FIG - 9