



US00D873189S

(12) **United States Design Patent** (10) **Patent No.:** **US D873,189 S**
Battams (45) **Date of Patent:** **** Jan. 21, 2020**

(54) **FENDER VENT**
(71) Applicant: **Jaguar Land Rover Limited**, Whitley,
Coventry (GB)

(72) Inventor: **Robert Battams**, Coventry (GB)

(73) Assignee: **Jaguar Land Rover Limited**, Whitley,
Coventry (GB)

(**) Term: **15 Years**

(21) Appl. No.: **29/622,353**

(22) Filed: **Oct. 17, 2017**

(30) **Foreign Application Priority Data**

Apr. 21, 2017 (EM) 003866912

(51) **LOC (12) Cl.** **12-16**

(52) **U.S. Cl.**
USPC **D12/190**

(58) **Field of Classification Search**
USPC D12/190, 195, 196, 192, 400, 91, 92,
D12/197, 198, 199, 200, 171, 172, 163,
D12/110, 114

CPC B60R 13/043; B60R 2013/0293; B60R
13/02; B60R 13/04
See application file for complete search history.

(56) **References Cited**

U.S. PATENT DOCUMENTS

D512,947 S * 12/2005 Buerlein D12/196
D637,536 S * 5/2011 Peltola D12/190
D647,016 S * 10/2011 Medina D12/181
D699,647 S * 2/2014 Jensen D12/181
D705,141 S * 5/2014 Jensen D12/181
D708,103 S * 7/2014 Watkins D12/196

D758,268 S * 6/2016 Watkins D12/195
D787,399 S * 5/2017 Ito D12/190
D826,121 S * 8/2018 Hill D12/190
D855,525 S * 8/2019 Schwartz D12/190
D856,234 S * 8/2019 Piscopo D12/190

* cited by examiner

Primary Examiner — Katrina A Betton

(74) *Attorney, Agent, or Firm* — Wood Herron & Evans
LLP

(57) **CLAIM**

The ornamental design for a fender vent, as shown and
described.

DESCRIPTION

FIG. 1 is a front right perspective view of a fender vent for
a vehicle according to the present invention.

FIG. 2 is a front left perspective view of the fender vent
shown in FIG. 1.

FIG. 3 is a rear left perspective view thereof.

FIG. 4 is a rear right perspective view thereof.

FIG. 5 is a front view thereof.

FIG. 6 is a rear view thereof.

FIG. 7 is a left side view thereof.

FIG. 8 is a right side view thereof.


FIG. 9 is a top view thereof.

FIG. 10 is a bottom view thereof; and,

FIG. 11 is a front view of the fender vent shown in FIGS.
1-10, but mounted on a vehicle, with the rest of the vehicle
shown in de-emphasized and half-tone portions so as to
illustrate environmental structure.

More particularly, in FIG. 11, the inventive fender vent is
shown within the broken line, and the elements shown
outside the broken line form no part of the claimed inven-
tion, but are instead included to show environmental aspects
thereof.

1 Claim, 9 Drawing Sheets






FIG. 1




FIG. 2




FIG. 3




FIG. 4



FIG. 5




FIG. 6

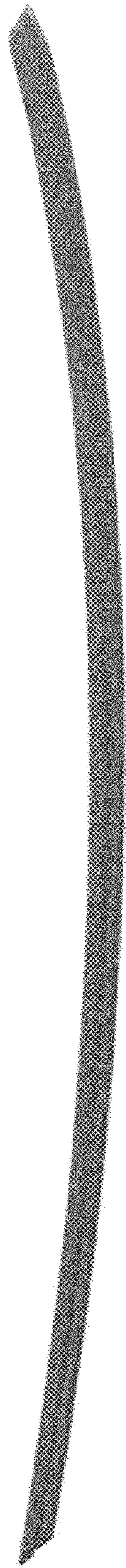


FIG. 7




FIG. 8




FIG. 9




FIG. 10




FIG. 11