



US00D873111S

(12) **United States Design Patent**  
**Zender**

(10) **Patent No.:** **US D873,111 S**

(45) **Date of Patent:** **\*\* Jan. 21, 2020**

(54) **SHARPENING TOOL FOR A TWEEZERS**

D600,810 S \* 9/2009 Khouri ..... A61C 3/06  
D24/152

(71) Applicant: **Wolfgang Zender**, London (GB)

D629,562 S \* 12/2010 Geils ..... D19/73

D768,298 S \* 10/2016 Tapocik ..... D24/152

(72) Inventor: **Wolfgang Zender**, London (GB)

D768,857 S \* 10/2016 Tapocik ..... D24/152

2006/0063131 A1\* 3/2006 Kim ..... A61C 3/06

433/142

(\*\*) Term: **15 Years**

\* cited by examiner

(21) Appl. No.: **29/642,561**

*Primary Examiner* — Philip S Hyder

(22) Filed: **Mar. 30, 2018**

(74) *Attorney, Agent, or Firm* — Hoffmann & Baron, LLP

(30) **Foreign Application Priority Data**

Oct. 3, 2017 (EM) ..... 004383677

(51) **LOC (12) Cl.** ..... **08-05**

(52) **U.S. Cl.**

USPC ..... **D8/91**

(58) **Field of Classification Search**

USPC ..... D8/14, 45, 90, 91, 92, 93, 107; D24/152

CPC .... B24B 3/54; B24B 3/36; B24B 3/58; B24B

3/00; B24B 23/08; B24B 15/00; B24B

15/06; B24B 15/063; B24B 15/08

See application file for complete search history.

(56) **References Cited**

**U.S. PATENT DOCUMENTS**

D459,029 S \* 6/2002 Ishida ..... D28/59

D460,582 S \* 7/2002 Rieser ..... D28/59

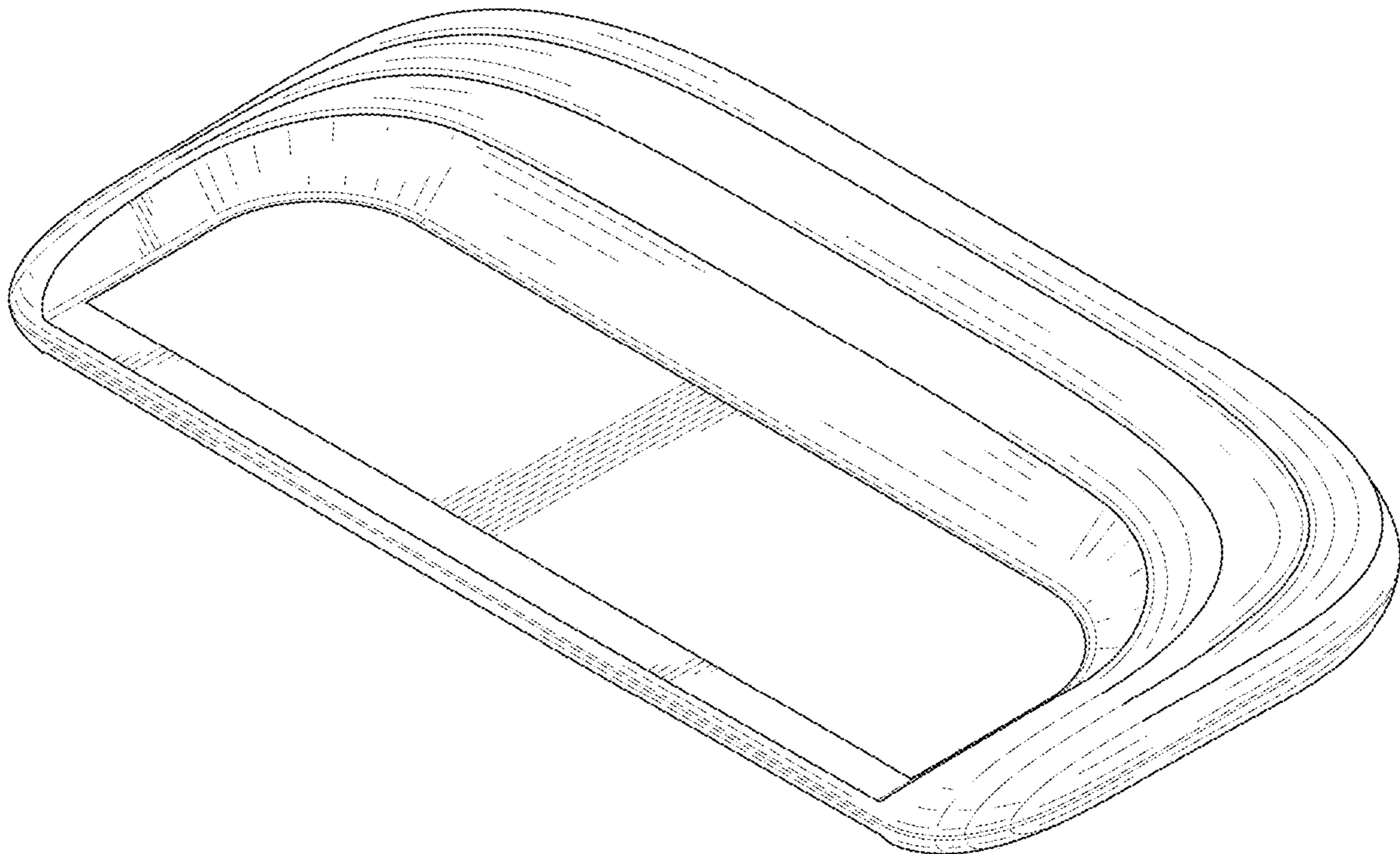
(57) **CLAIM**

The ornamental design for a sharpening tool for a tweezers, as shown and described.

**DESCRIPTION**

FIG. 1 is a plan view of the sharpening tool for a tweezers according to my invention, the other plan view corresponds; FIG. 2 is a side view of the sharpening tool for a tweezers according to my invention, the other side view corresponds; FIG. 3 is a front view of the sharpening tool for a tweezers according to my invention; and, FIG. 4 is a perspective view from the front of the sharpening tool for a tweezers according to my invention.

**1 Claim, 4 Drawing Sheets**






FIG. 1

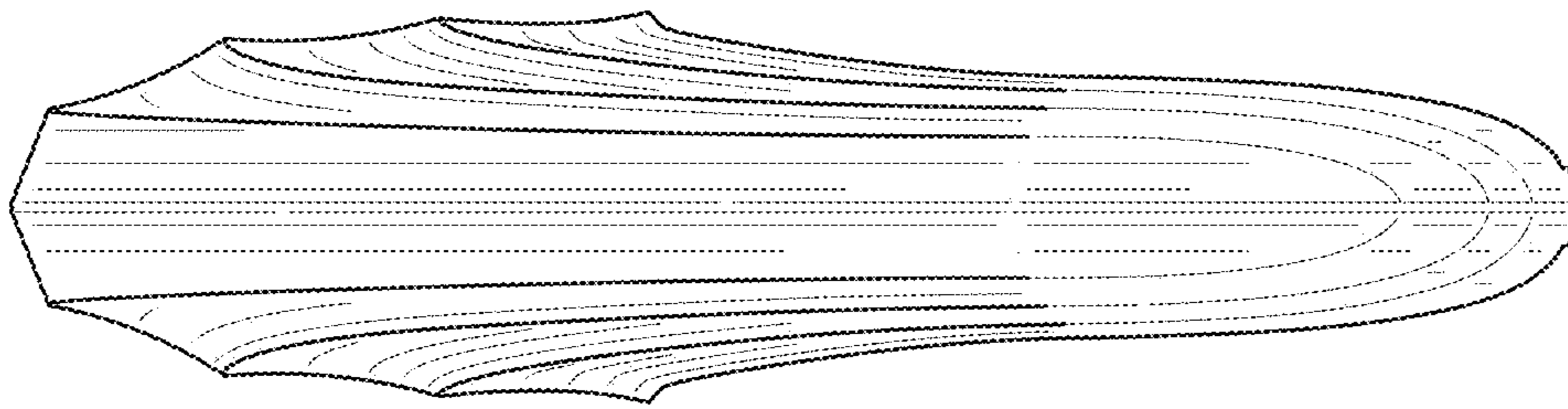


FIG. 2

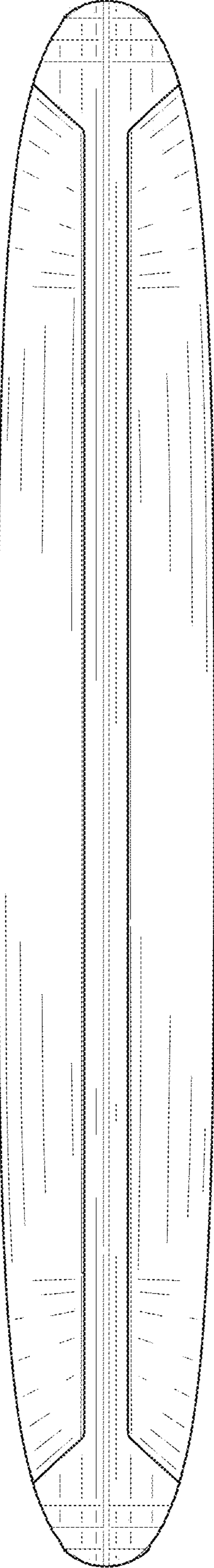


FIG. 3

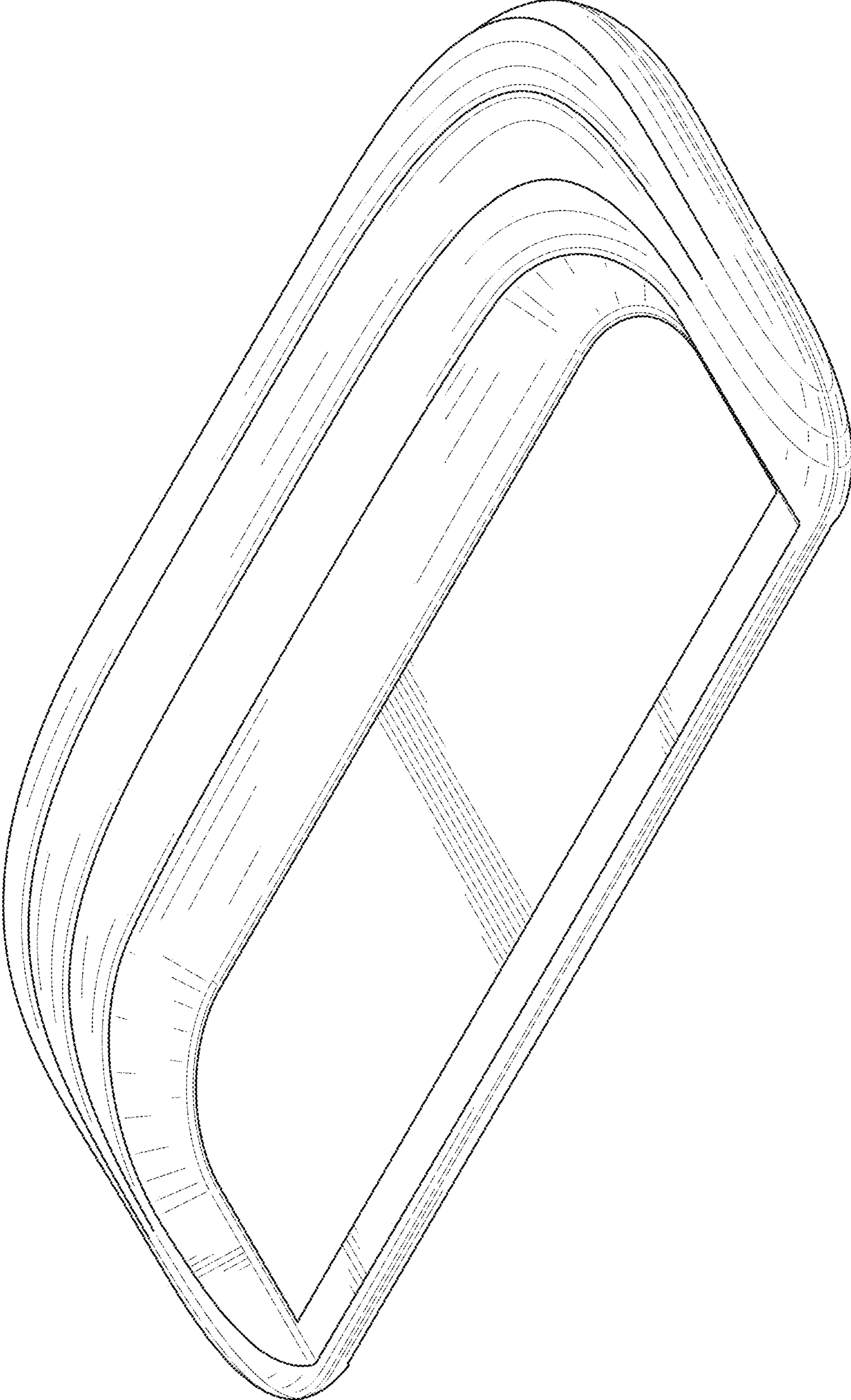


FIG. 4