



US00D873032S

(12) **United States Design Patent**
Huang

(10) **Patent No.:** **US D873,032 S**
(45) **Date of Patent:** **** Jan. 21, 2020**

- (54) **FABRIC**
- (71) Applicant: **TEH YOR CO., LTD.**, New Taipei (TW)
- (72) Inventor: **Chien-Fong Huang**, City of Industry, CA (US)
- (73) Assignee: **TEH YOR CO., LTD.**, New Taipei (TW)
- (**) Term: **15 Years**
- (21) Appl. No.: **29/642,589**
- (22) Filed: **Mar. 30, 2018**
- (51) **LOC (12) Cl.** **05-05**
- (52) **U.S. Cl.**
USPC **D5/47**
- (58) **Field of Classification Search**
USPC D5/1, 14, 20, 21, 26, 43, 46, 47, 52, 55, D5/56, 58-65, 99, 53, 7, 2, 5, 41; D6/582, 583, 592, 602, 613, 617, 619, D6/622; D20/27, 28; D25/138, 150, D25/151, 156; D24/124, 126; D2/840
CPC B44F 3/00; B44F 7/00; D03D 3/00; D03D 9/00; D03D 15/00; D06N 7/00; D21F 1/0027; D21H 5/02; D21H 27/02; F41H 3/02
See application file for complete search history.

- (56) **References Cited**
U.S. PATENT DOCUMENTS
D5,283 S * 9/1871 Taylor D03D 1/00 D5/4
D38,047 S * 5/1906 Conde D5/47
D38,903 S * 11/1907 Sussman D5/54
1,187,158 A * 6/1916 McGinley D04B 21/10 66/195
D58,524 S * 7/1921 Worms D5/54

- 2,096,835 A * 10/1937 Amyot D03D 1/00 139/417
- D117,984 S * 12/1939 Tillman D5/47
- D124,660 S * 1/1941 Wagler D5/54
- D161,221 S * 12/1950 Walther D5/61
- D175,640 S * 9/1955 Peters D5/47
- 2,862,251 A * 12/1958 Kalwaites D04H 18/04 264/119
- 3,081,500 A * 3/1963 Griswold D04H 1/736 264/119
- 3,081,515 A * 3/1963 Griswold D04H 1/736 428/131
- 3,485,706 A * 12/1969 Evans D04H 1/495 428/134
- D217,211 S * 4/1970 Rost D04B 21/10 D5/47
- D254,274 S * 2/1980 Avins D5/47
- 4,612,226 A * 9/1986 Kennette D04H 1/72 428/131

(Continued)



Primary Examiner — Karen S Acker
(74) *Attorney, Agent, or Firm* — Chen Yoshimura LLP

(57) **CLAIM**
The ornamental design for a fabric, as shown and described.

DESCRIPTION

FIG. 1 is a front view of a fabric according to my design; FIG. 2 is a duplicate view of the design of FIG. 1 showing areas of details; FIG. 3 is an enlarged detail view of area 3 circumscribed by broken lines in FIG. 2; and, FIG. 4 is an enlarged detail view of area 4 circumscribed by broken lines in FIG. 2. The broken lines forming a perimeter around the fabric in FIGS. 1 and 2 depict the boundaries to the claim and forms no part thereof. The broken lines within FIG. 2 and surrounding FIGS. 3 and 4 denote the boundaries of the areas of the details and form no part of the claimed design.

1 Claim, 4 Drawing Sheets



(56)

References Cited

U.S. PATENT DOCUMENTS

4,693,922 A * 9/1987 Buyofsky D04H 5/03
 28/105
 4,925,722 A * 5/1990 Jeffers D04H 1/64
 428/131
 D457,330 S * 5/2002 Woodbridge D5/47
 7,189,307 B2 * 3/2007 Goulet C08G 59/3227
 162/127
 7,442,278 B2 * 10/2008 Murray B31F 1/126
 162/111
 7,449,085 B2 * 11/2008 Hermans D21H 19/10
 162/109
 7,566,381 B2 * 7/2009 Goulet C08G 59/4246
 162/136
 D672,152 S * 12/2012 Shanbhag D04H 1/64
 D5/47
 D697,722 S * 1/2014 Shanbhag A61F 2/0063
 D5/47
 D715,688 S * 10/2014 Fujita D11/221
 10,045,888 B2 * 8/2018 Strube B32B 5/22
 2006/0237154 A1 * 10/2006 Edwards B31F 1/07
 162/111
 2010/0186913 A1 * 7/2010 Super D21F 11/006
 162/111
 2012/0029537 A1 * 2/2012 Mortarino A61F 2/0063
 606/151
 2012/0129416 A1 * 5/2012 Anand D04B 21/18
 442/306
 2015/0361596 A1 * 12/2015 Valerie B60K 15/03177
 428/34.5
 2016/0376747 A1 * 12/2016 Wang D03D 1/00
 428/335
 2018/0237961 A1 * 8/2018 Kwon B65H 49/16
 2018/0347192 A1 * 12/2018 Hartman B32B 5/02

* cited by examiner




FIG. 1




FIG. 2




FIG. 3




FIG. 4