



US00D873030S

(12) **United States Design Patent**  
**Matsushita**

(10) **Patent No.:** **US D873,030 S**

(45) **Date of Patent:** **\*\* Jan. 21, 2020**

(54) **BRUSH**

(71) Applicant: **MTG CO., LTD.**, Nagoya-shi, Aichi (JP)

(72) Inventor: **Tsuyoshi Matsushita**, Nagoya (JP)

(73) Assignee: **MTG CO., LTD.**, Nagoya-shi, Aichi (JP)

(\*\*) Term: **15 Years**

(21) Appl. No.: **29/653,713**

(22) Filed: **Jun. 18, 2018**

(30) **Foreign Application Priority Data**

Dec. 19, 2017 (JP) ..... 2017-028239

(51) **LOC (12) Cl.** ..... **04-02**

(52) **U.S. Cl.**  
USPC ..... **D4/127; D4/134**

(58) **Field of Classification Search**  
USPC ..... D4/128, 129, 130, 134, 136, 137, 138,  
D4/199; D24/211; D30/158; D8/83,  
D8/DIG. 7, DIG. 8  
CPC ..... A46B 5/02; A46B 9/023; A46B 9/028;  
A46B 9/06; A46B 2200/104; A46B  
5/0025  
See application file for complete search history.

(56) **References Cited**

**U.S. PATENT DOCUMENTS**

D426,641 S \* 6/2000 Smith ..... D24/211  
6,547,750 B2 \* 4/2003 Huang ..... A61H 7/003  
15/186  
D499,186 S \* 11/2004 Chien ..... D24/211  
D499,810 S \* 12/2004 Chien ..... D24/211  
7,107,645 B2 \* 9/2006 Bressler ..... A47L 23/12  
15/105.52  
D542,418 S \* 5/2007 Chen ..... D24/211

D569,106 S \* 5/2008 Maruyama ..... D4/100  
D574,152 S \* 8/2008 Holcomb ..... D4/114  
7,585,284 B2 \* 9/2009 Zhadanov ..... A61H 7/003  
601/136  
D644,030 S \* 8/2011 Gates ..... D4/137  
8,533,894 B2 \* 9/2013 Watanabe ..... A45D 19/02  
15/186  
D746,062 S \* 12/2015 Pan ..... D4/127  
2005/0138745 A1 \* 6/2005 Huang ..... A46B 3/22  
15/187  
2008/0172816 A1 \* 7/2008 Zhadanov ..... A46B 5/02  
15/160

(Continued)

**FOREIGN PATENT DOCUMENTS**

JP D1410230 \* 3/2011  
JP D1562321 \* 11/2016  
JP D1573555 \* 4/2017

*Primary Examiner* — Karen E Eldridge Powers  
(74) *Attorney, Agent, or Firm* — Sughrue Mion, PLLC

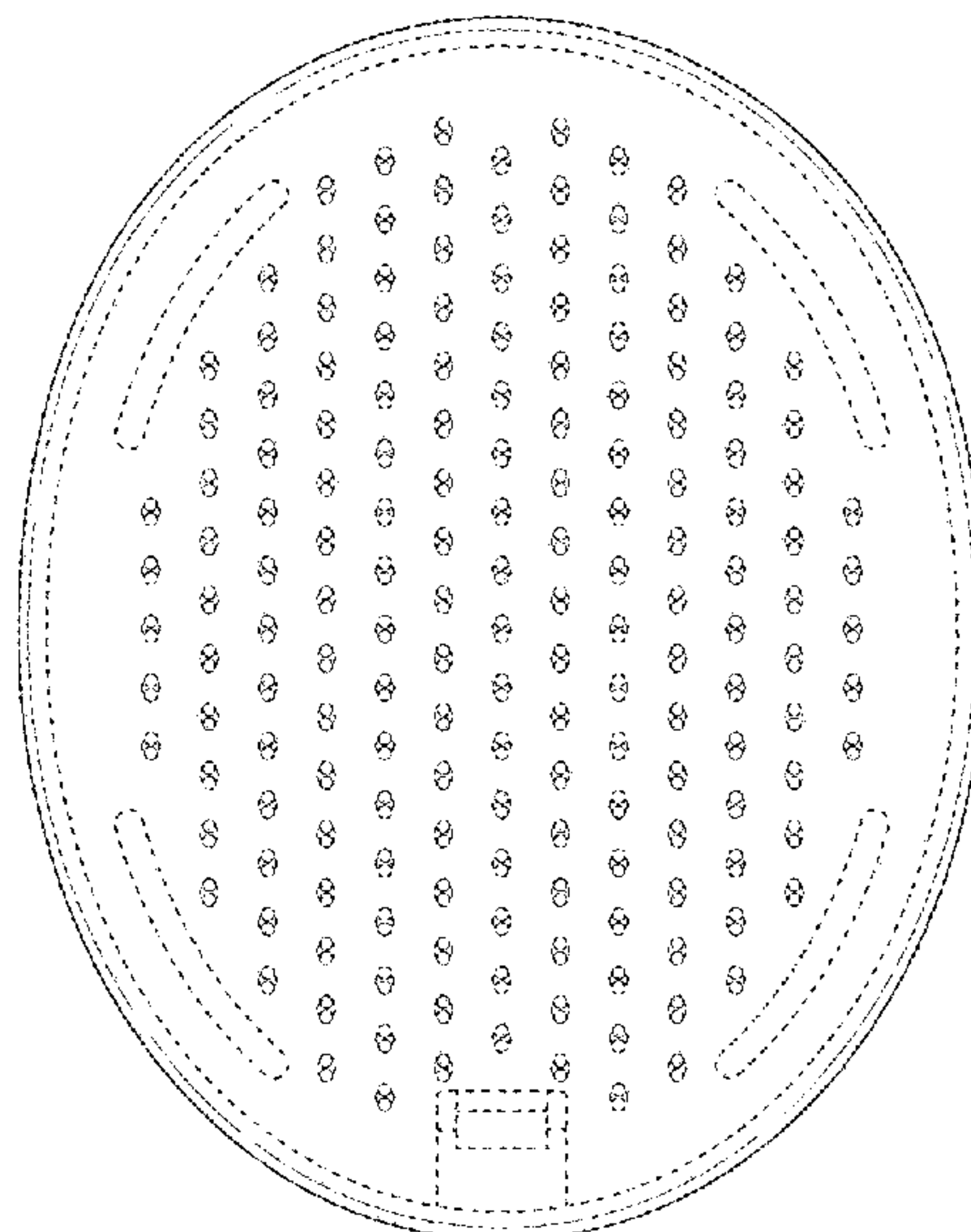
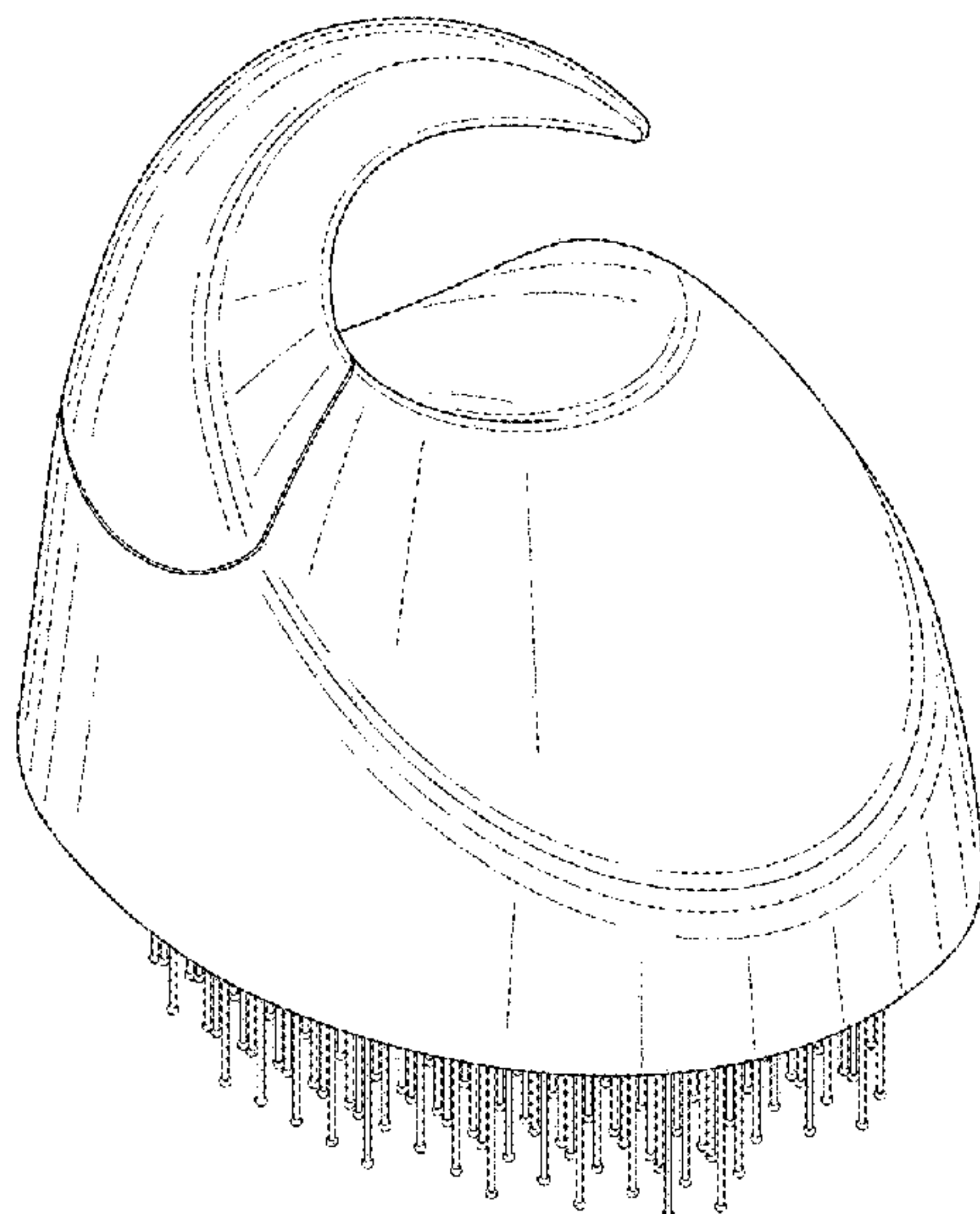
(57) **CLAIM**

The ornamental design for a brush, as shown and described.

**DESCRIPTION**

FIG. 1 is a perspective view of a massage brush, showing my new design;  
FIG. 2 is a front elevation view thereof;  
FIG. 3 is a rear elevation view thereof;  
FIG. 4 is a left side elevation view thereof;  
FIG. 5 is a right side elevation view thereof;  
FIG. 6 is a top plan view thereof; and,  
FIG. 7 is a bottom plan view thereof.  
The broken lines shown are included for the purpose of illustrating the unclaimed portions of the brush and form no part of the claimed design.  
The larger circles shown in FIG. 7 are apertures from which brush bristles extend.

**1 Claim, 7 Drawing Sheets**



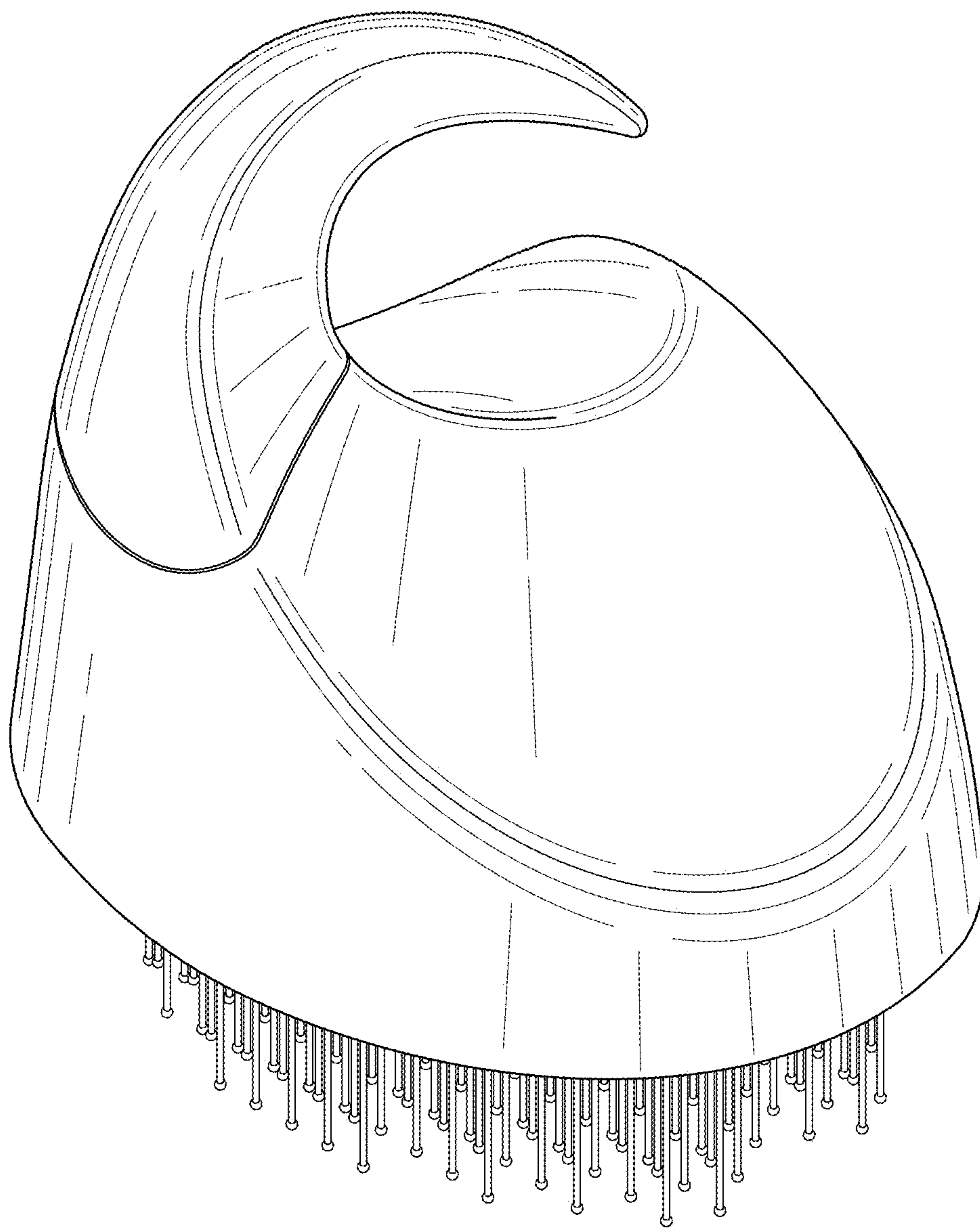
(56)

**References Cited**

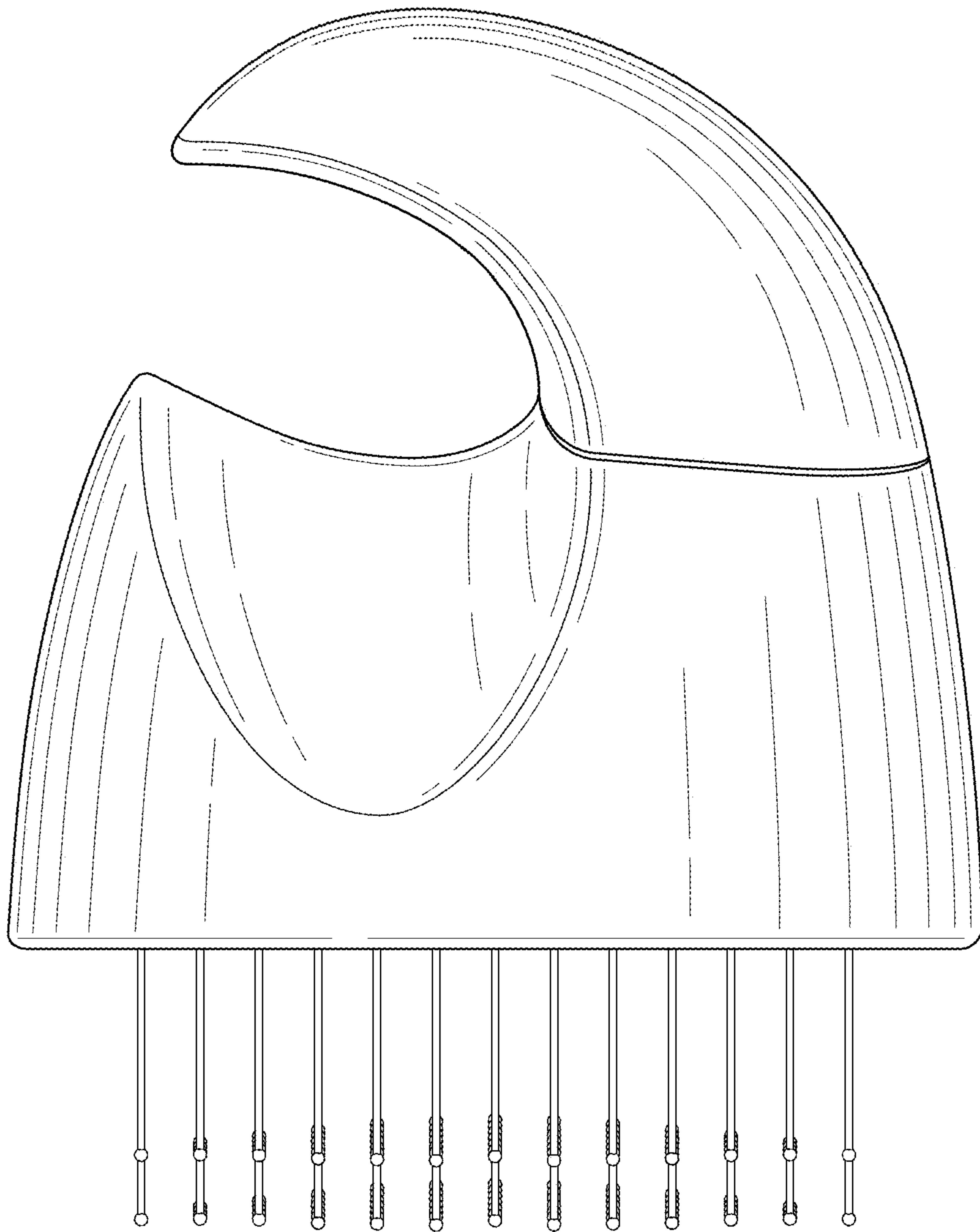
U.S. PATENT DOCUMENTS

2009/0182249 A1\* 7/2009 Sakai ..... A61H 7/005  
601/136

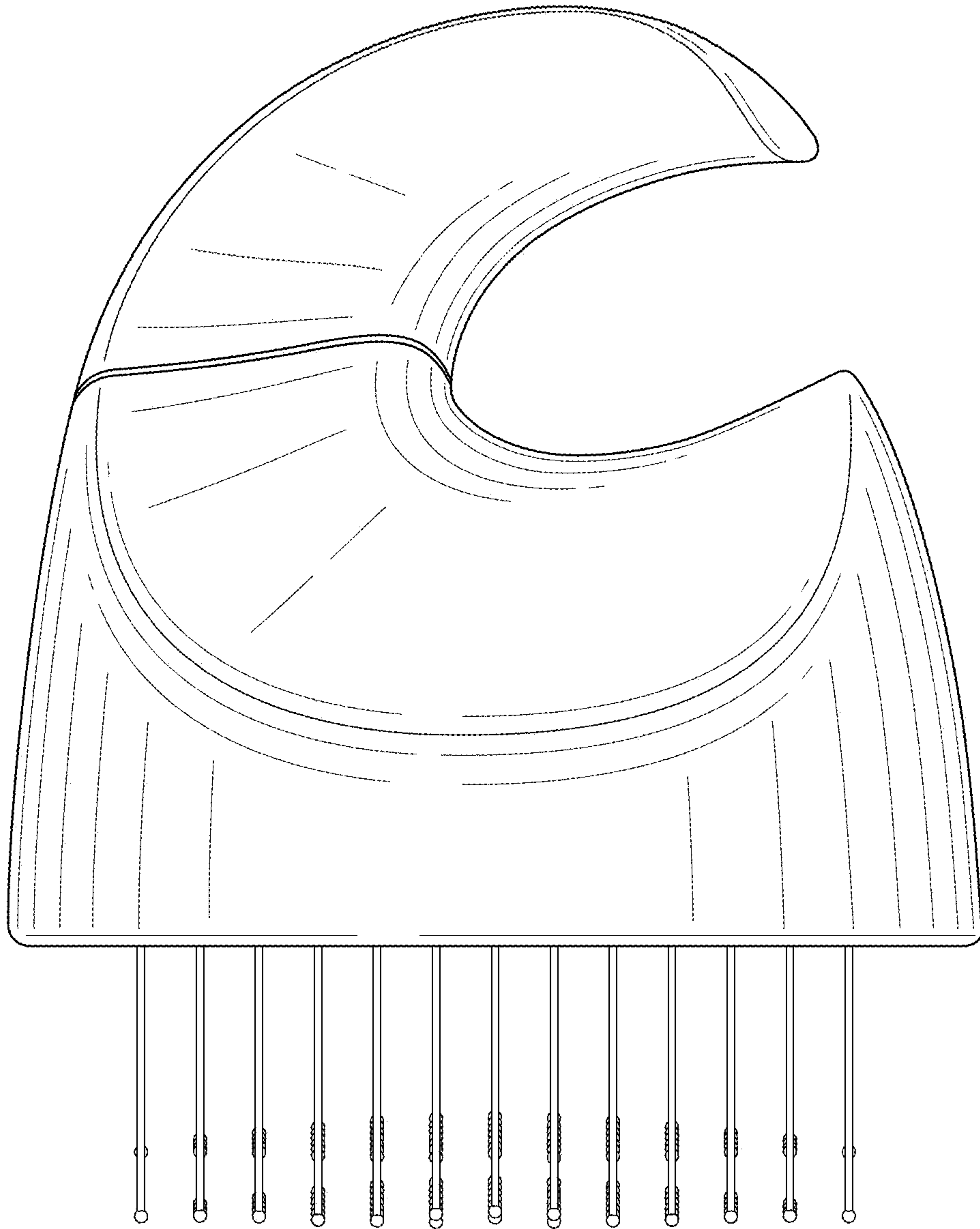
\* cited by examiner



**FIG. 1**



**FIG. 2**



**FIG. 3**



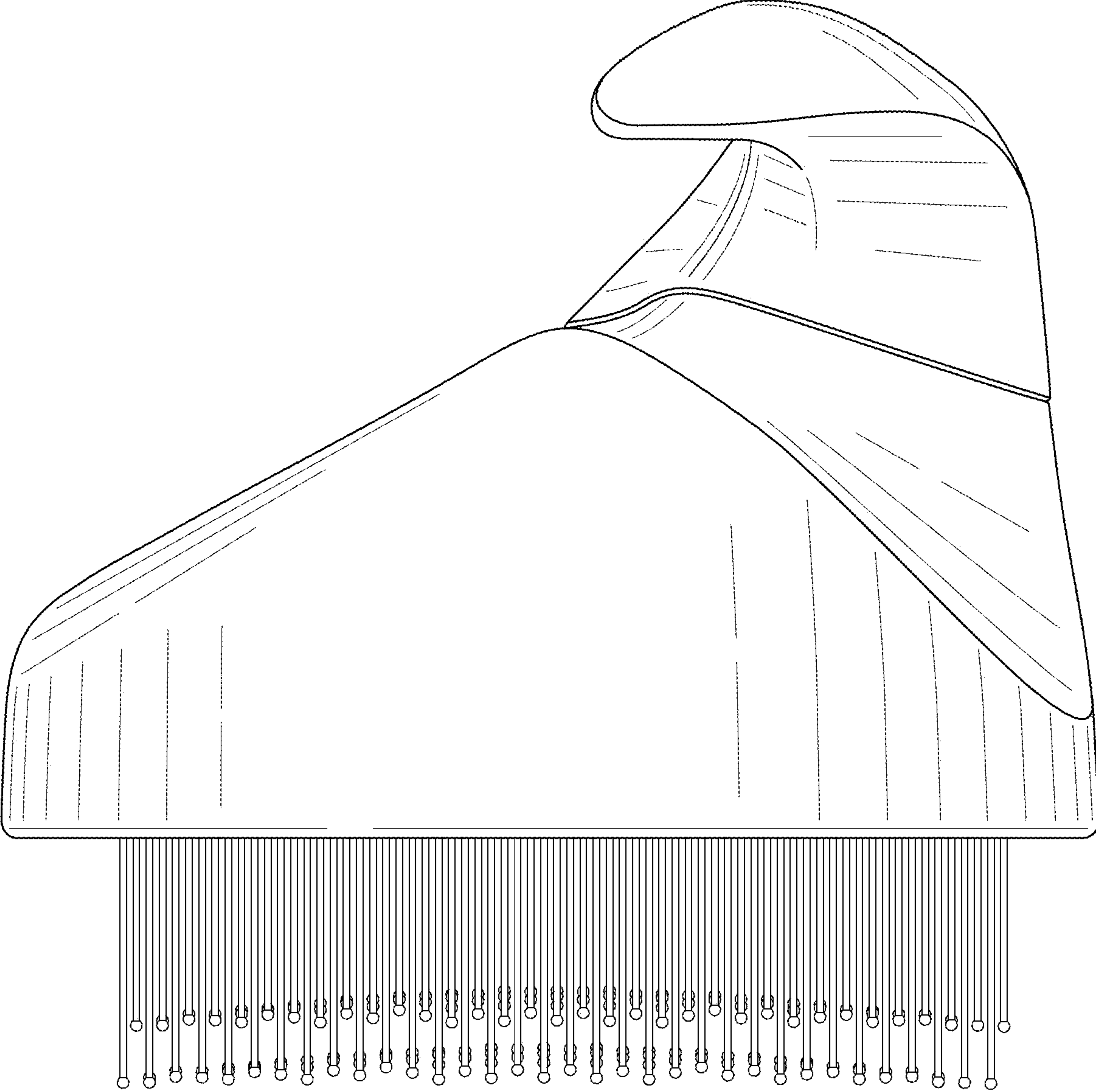
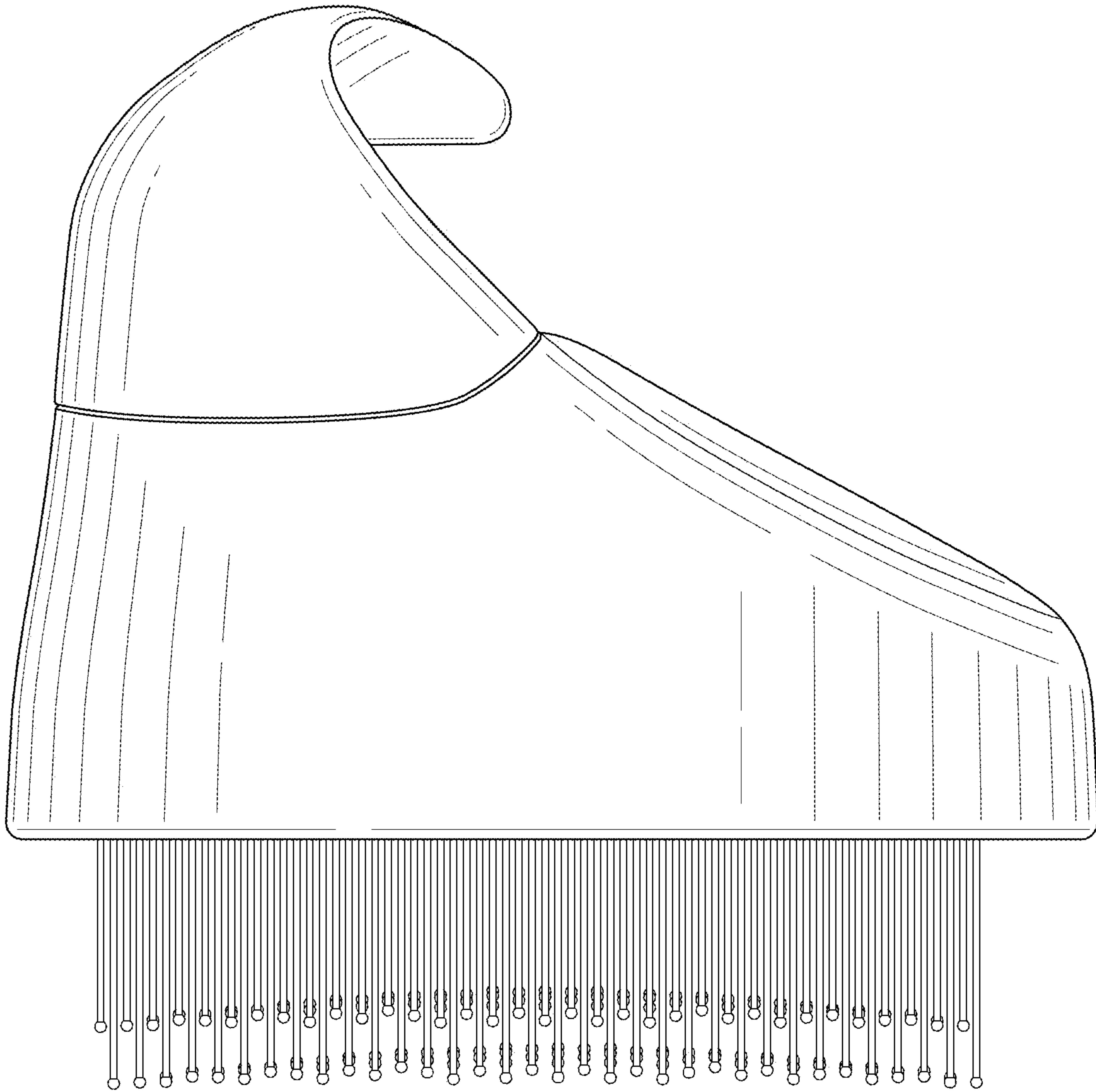


FIG. 4



**FIG. 5**



**FIG. 6**



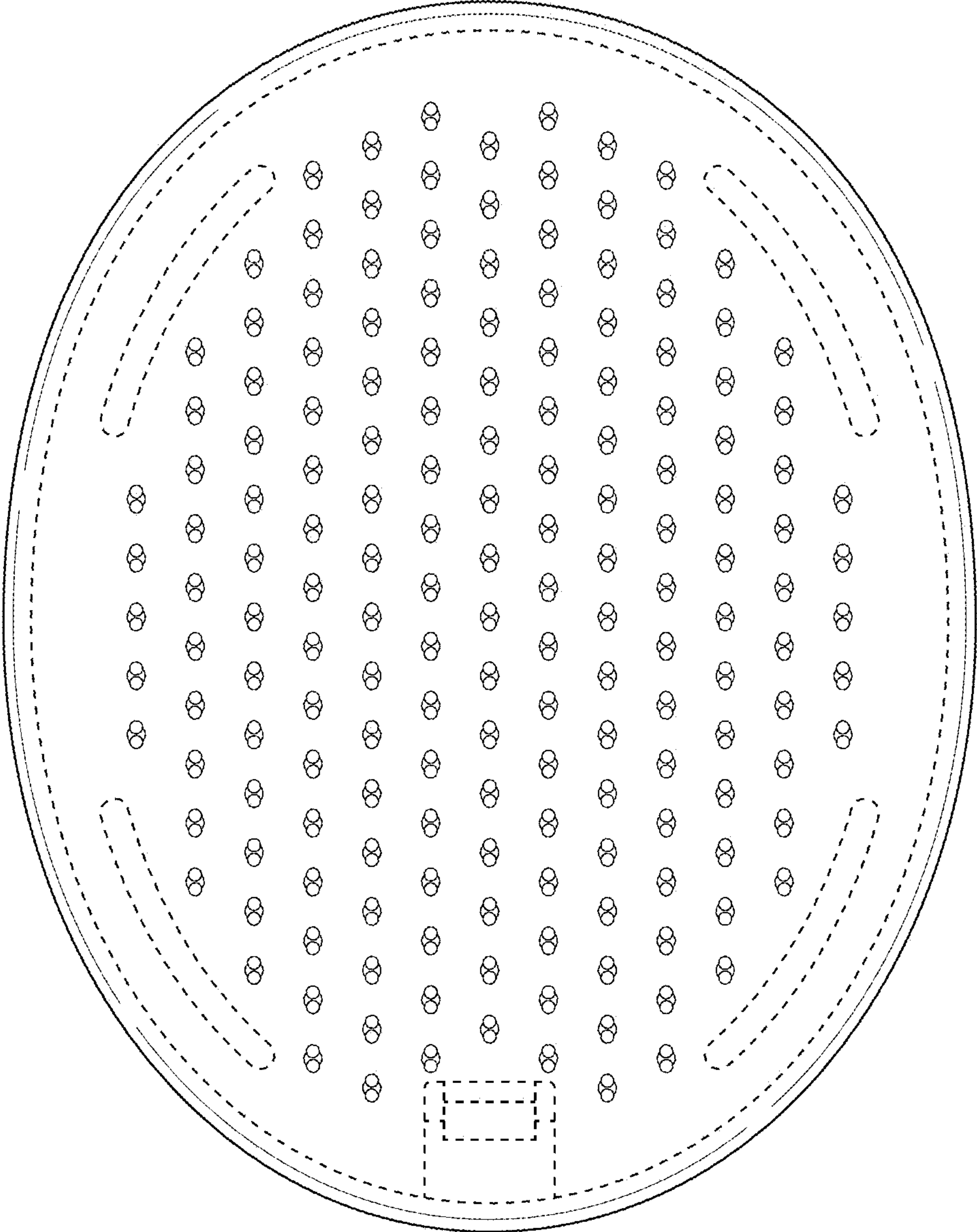


FIG. 7