



US00D873016S

(12) **United States Design Patent**
Grinnell et al.

(10) **Patent No.: US D873,016 S**
(45) **Date of Patent: ** Jan. 21, 2020**

(54) **PORTABLE PET SUPPLY CASE**

(71) Applicants: **Rolane Christian Grinnell**, Brianhead, UT (US); **John Derrick Anderson**, St. George, UT (US)

(72) Inventors: **Rolane Christian Grinnell**, Brianhead, UT (US); **John Derrick Anderson**, St. George, UT (US)

(**) Term: **15 Years**

(21) Appl. No.: **29/635,850**

(22) Filed: **Feb. 2, 2018**

Related U.S. Application Data

(63) Continuation-in-part of application No. 15/650,331, filed on Jul. 14, 2017.

(51) **LOC (12) Cl.** **03-01**

(52) **U.S. Cl.**
USPC **D3/291**; D3/242; D30/199

(58) **Field of Classification Search**
USPC D3/205, 245, 273, 274, 285, 287, 291, D3/294, 296, 901, 900, 903, 232, 242; D30/121, 161, 133, 199, 109
CPC A45C 1/02; A45C 2003/008; A45C 3/02; A45C 5/005; A45C 2011/007; A45D 29/20; A01K 5/0114
See application file for complete search history.

(56) **References Cited**

U.S. PATENT DOCUMENTS

D371,907 S * 7/1996 Cyr D3/286
D456,994 S * 5/2002 Erwin D3/276
D476,808 S * 7/2003 Carr D3/271.2
7,578,261 B2 * 8/2009 Fick A01K 5/0114
119/51.01
D619,310 S * 7/2010 Faulkner D30/161
D698,147 S * 1/2014 Deneve D3/245

D760,561 S * 7/2016 Felice D3/271.1
D804,745 S * 12/2017 Cooper D30/161
2018/0014504 A1 * 1/2018 Grinnell A01K 5/0135

OTHER PUBLICATIONS

Amazon, "My Petpail—Portable Pet Food and Water Container . . .", First reviewed Feb. 22, 2018. (<https://www.amazon.com/MY-PETPAIL-Container-Dispenser-Collapsible/dp/B077Y25B45/>) (Year: 2018).*

* cited by examiner

Primary Examiner — April Rivas

(74) *Attorney, Agent, or Firm* — Gurr Brande & Spendlove, PLLC; Robert A. Gurr

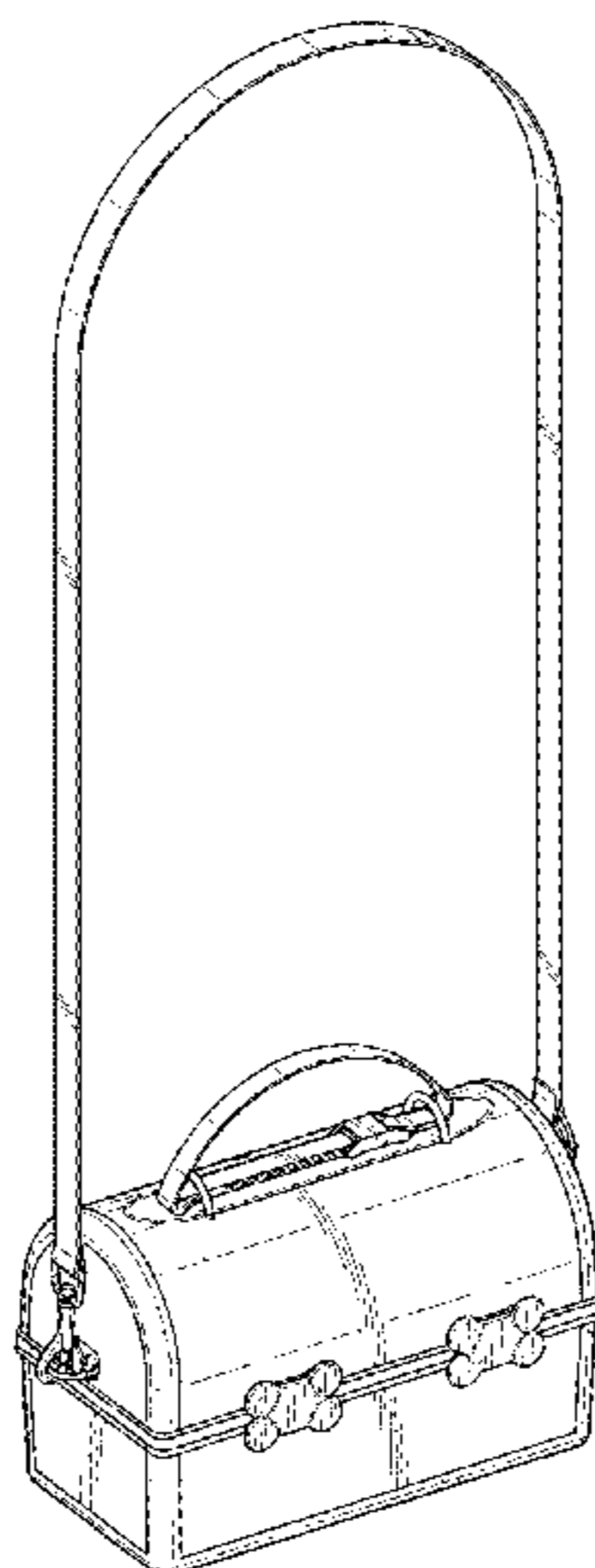
(57) **CLAIM**

The ornamental design for a portable pet supply case, as shown and described.

DESCRIPTION

FIG. 1 is a perspective view of the portable pet supply case; FIG. 2 is a front elevation view of the portable pet supply case; FIG. 3 is a left side elevation view of the portable pet supply case; FIG. 4 is a back elevation view of the portable pet supply case; FIG. 5 is a right side elevation view of the portable pet supply case; FIG. 6 is a top plan view of the portable pet supply case; and, FIG. 7 is a bottom plan view of the portable pet supply case. The broken lines shown in the drawings are for the purpose of illustrating portions of the article that form no part of the claimed design.

1 Claim, 4 Drawing Sheets






FIG. 1




FIG. 2

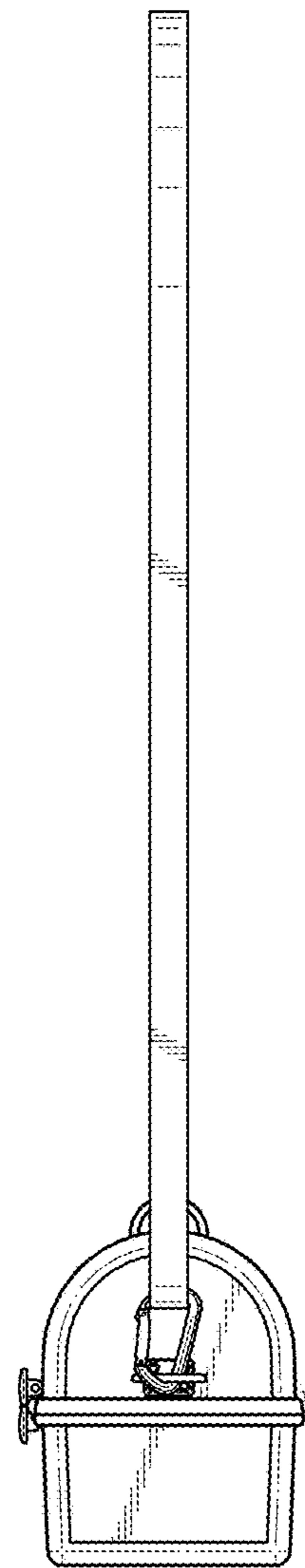


FIG. 3




FIG. 4

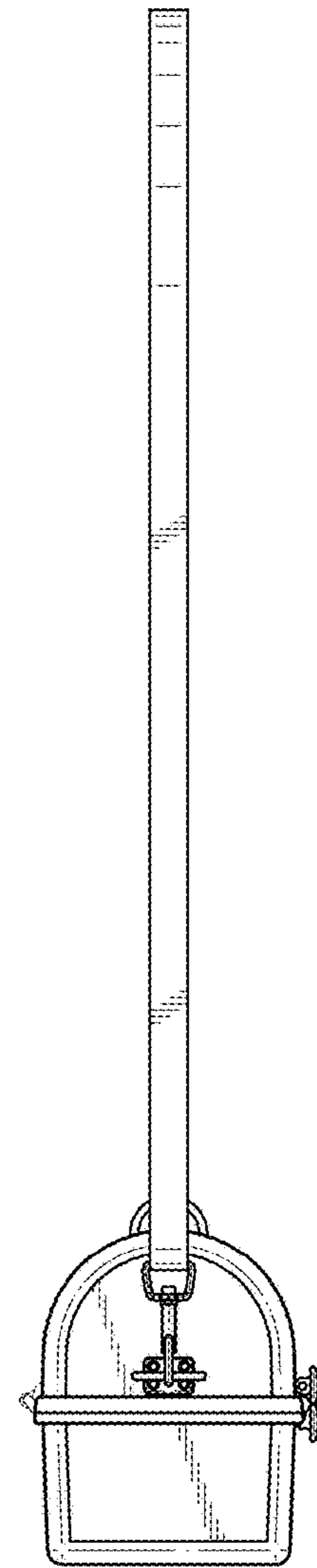


FIG. 5

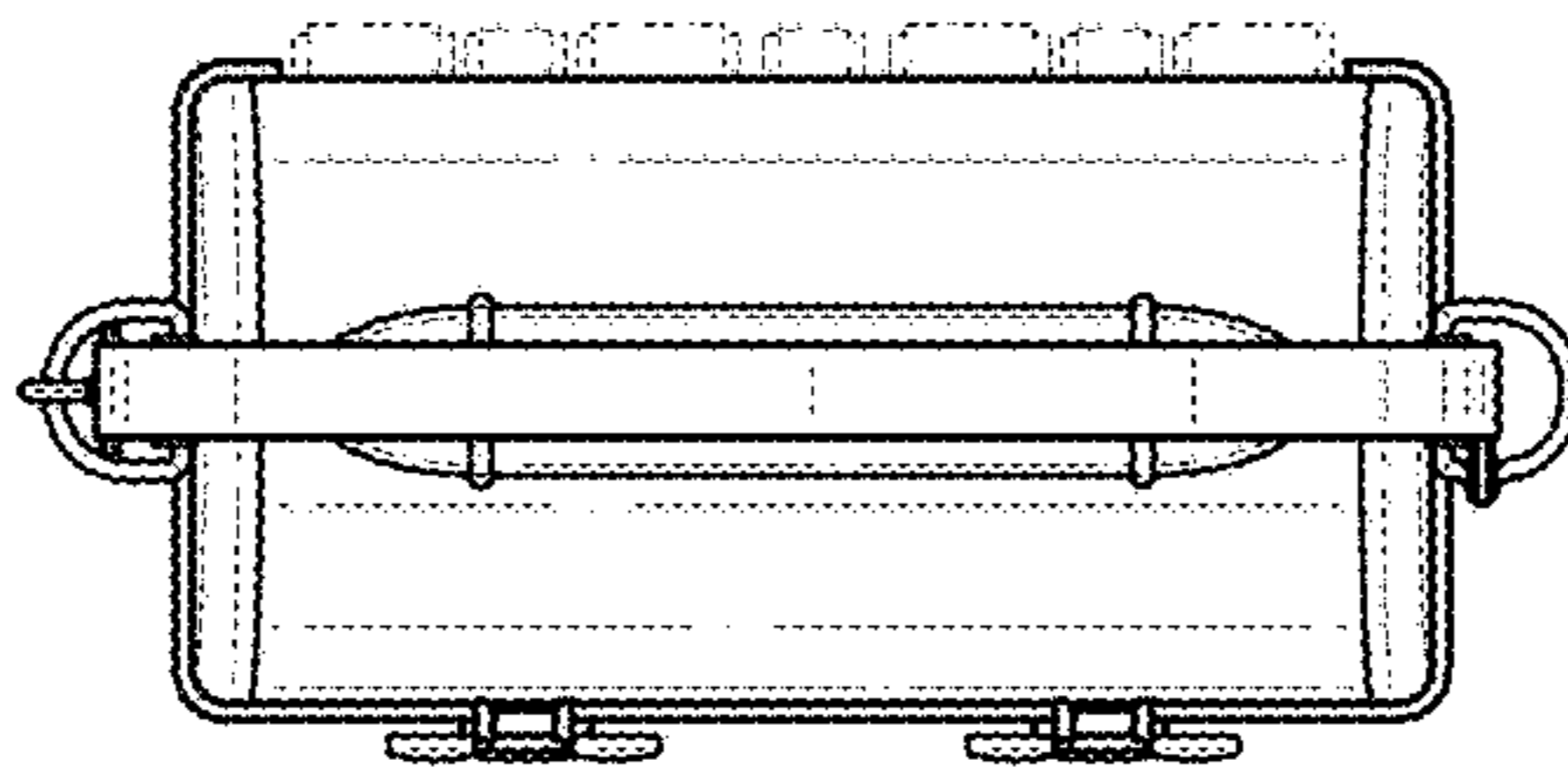


FIG. 6

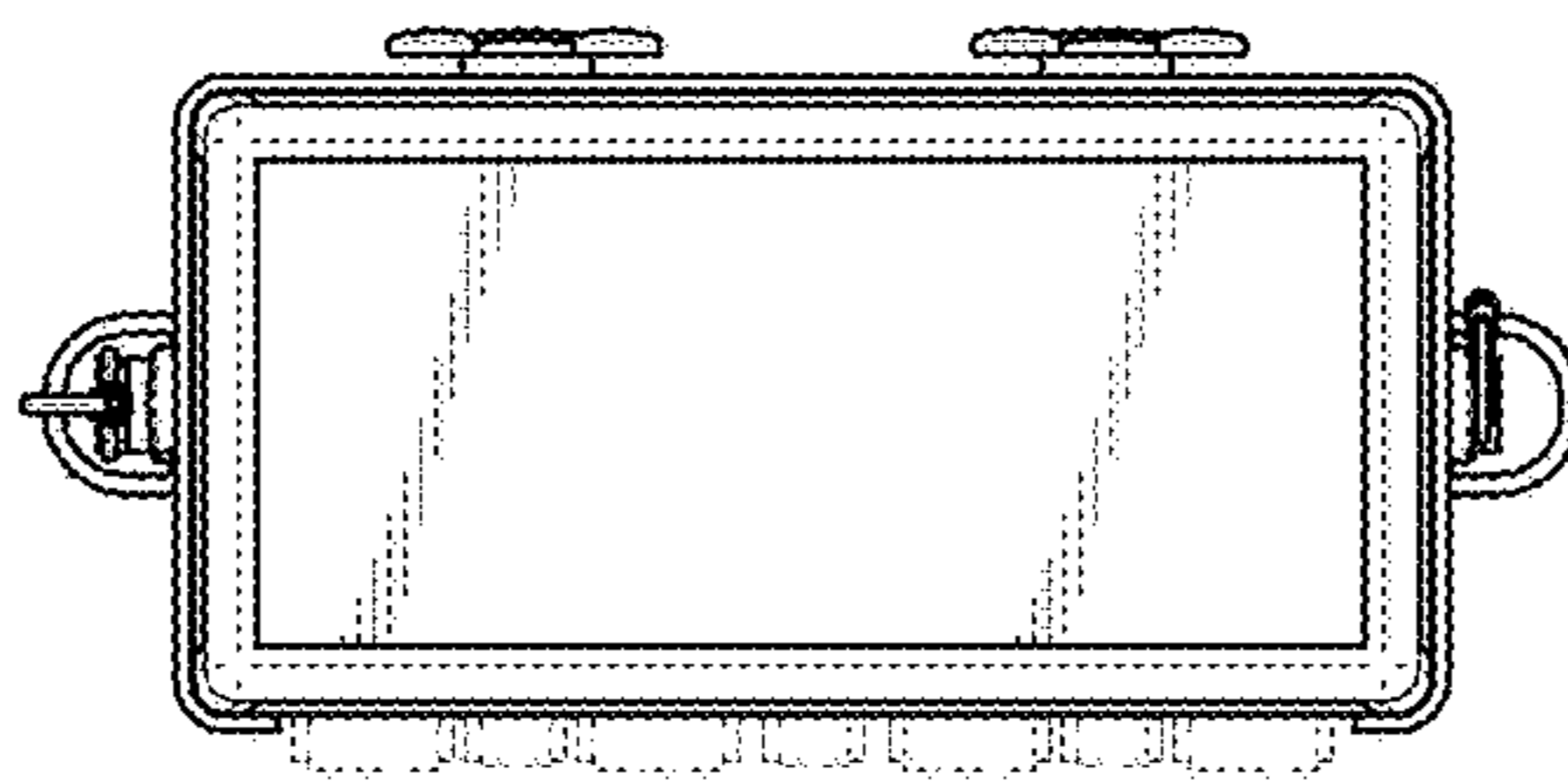


FIG. 7