



US00D873015S

(12) **United States Design Patent**
Bradberry et al.

(10) **Patent No.:** **US D873,015 S**
(45) **Date of Patent:** **** Jan. 21, 2020**

- (54) **CORD POUCH ORGANIZER**
- (71) Applicants: **Patricia Faith Bradberry**, Suwanee, GA (US); **Joseph Pete Bradberry**, Suwanee, GA (US)
- (72) Inventors: **Patricia Faith Bradberry**, Suwanee, GA (US); **Joseph Pete Bradberry**, Suwanee, GA (US)
- (73) Assignee: **PFB Innovations, LLC**, Suwanee, GA (US)
- (**) Term: **15 Years**
- (21) Appl. No.: **29/637,136**
- (22) Filed: **Feb. 14, 2018**
- (51) **LOC (12) Cl.** **03-01**
- (52) **U.S. Cl.**
USPC **D3/289; D3/315**
- (58) **Field of Classification Search**
USPC D3/201, 205, 226, 247, 250, 273, 274, D3/276, 278, 283, 284, 285, 289, 290, D3/299, 301, 905, 243, 315; D7/605, D7/607
CPC A45C 3/00; A45C 3/004; A45C 2003/008; A45C 5/06; A45C 3/04; A45C 13/00
See application file for complete search history.

D795,874 S * 8/2017 Szeremeta D14/432
D819,545 S * 6/2018 O'Connor D12/416
D829,213 S * 9/2018 Szeremeta D14/432

OTHER PUBLICATIONS

WalMart, "2 Pack Earbuds Set with Retractable Headphone Splitter Bundle and Zippered Travel Case", Accessed Jan. 15, 2019. (<https://www.walmart.com/ip/2-Pack-Earbuds-Set-with-Retractable-Headphone-Splitter-Bundle-and-Zippered-Travel-Case/886709373>) (Year: 2019).*

* cited by examiner

Primary Examiner — April Rivas

(74) *Attorney, Agent, or Firm* — Luedeka Neely Group, PC

(57) **CLAIM**

The ornamental design for a cord pouch organizer, as shown and described.

DESCRIPTION

FIG. 1 is a perspective view of a cord pouch organizer of our new design in a closed configuration;
FIG. 2 a perspective view of a cord pouch organizer of our new design in an open configuration;
FIG. 3 is a front side view of the cord pouch organizer of FIG. 1;
FIG. 4 is a rear side view of the cord pouch organizer of FIG. 1;
FIG. 5 is a right-side view of the cord pouch organizer of FIG. 1;
FIG. 6 is a left-side view of the cord pouch organizer of FIG. 1;
FIG. 7 is a top plan view side view of the cord pouch organizer of FIG. 1; and,
FIG. 8 is a bottom plan view of the cord pouch organizer of FIG. 1.

The broken lines in the drawings are included for the purpose of illustrating unclaimed features and form no part of the claimed design.

1 Claim, 6 Drawing Sheets

(56) **References Cited**

U.S. PATENT DOCUMENTS

D100,237 S *	6/1936	Wege	D3/285
D325,818 S *	5/1992	Kim	D3/289
D531,802 S *	11/2006	Zimmerman	D3/302
D576,785 S *	9/2008	TerMeer	D3/201
D581,669 S *	12/2008	Sween	D3/301
D665,170 S *	8/2012	Lipfert	D3/289
D691,801 S *	10/2013	Lin	D3/282
D692,236 S *	10/2013	Ashkenazy	D3/289
D703,439 S *	4/2014	Fair	D3/289
D703,951 S *	5/2014	Yum	D3/274
D742,385 S *	11/2015	Chaney	D14/440
D758,065 S *	6/2016	Zwetzig	D3/201



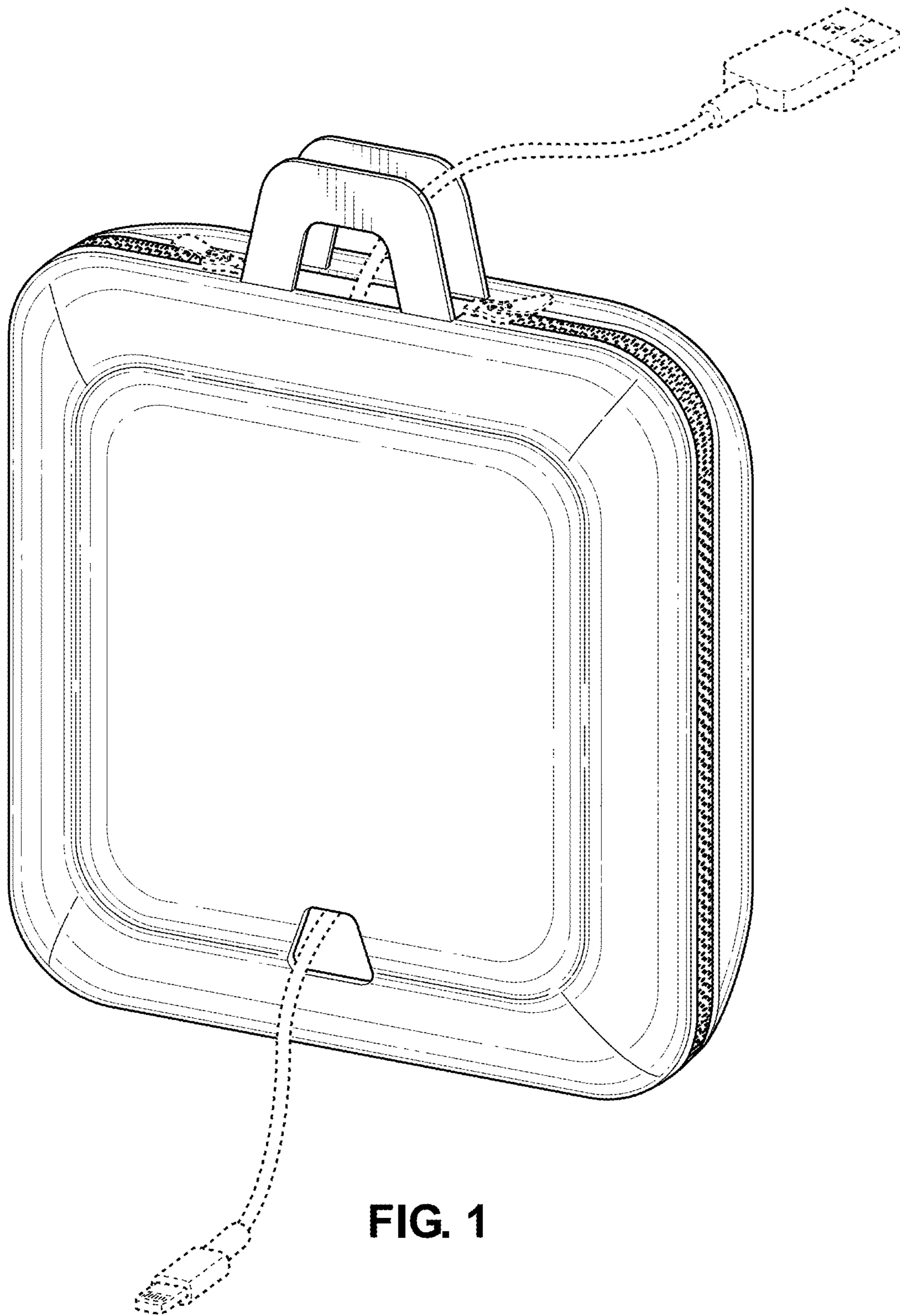


FIG. 1

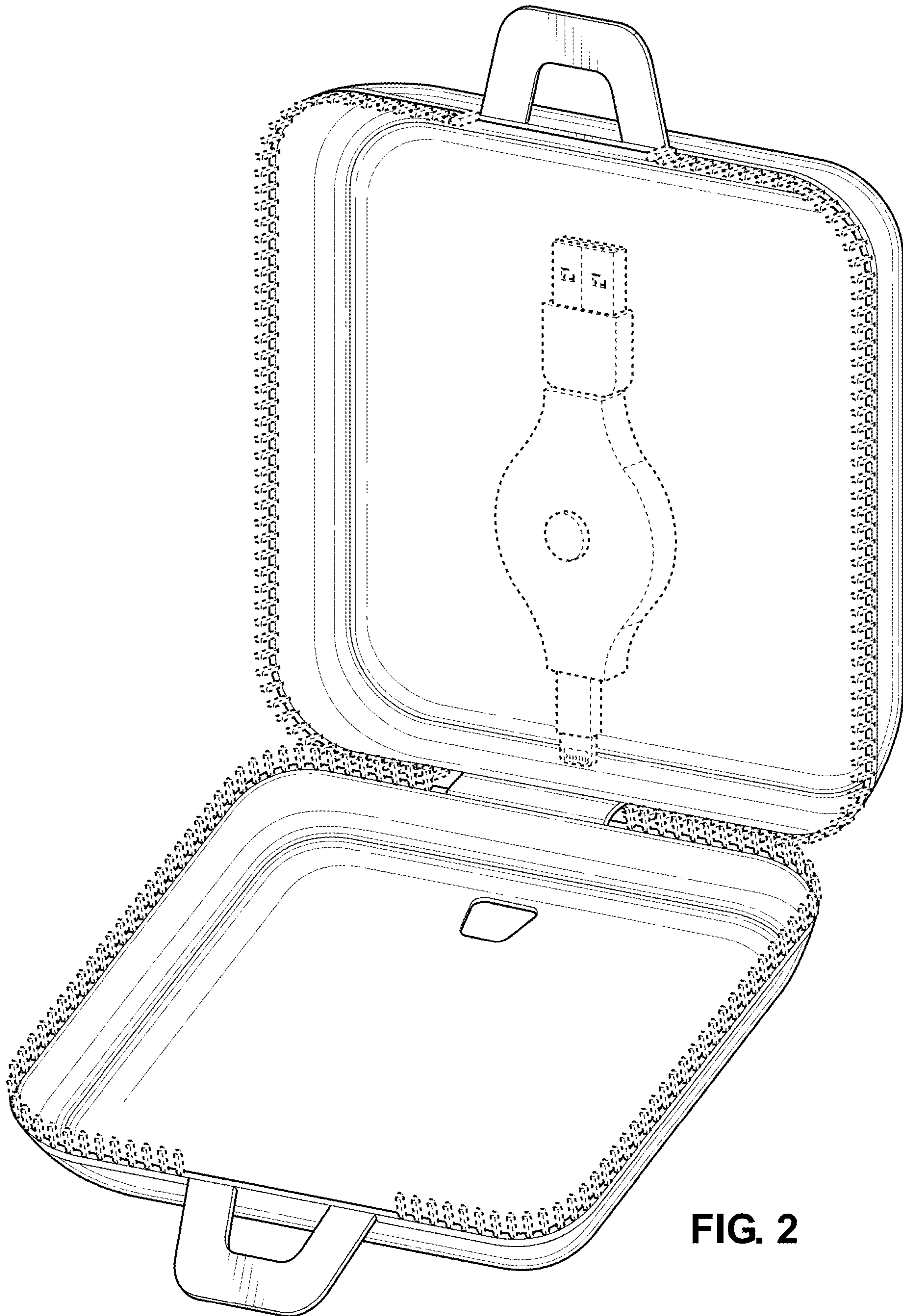


FIG. 2

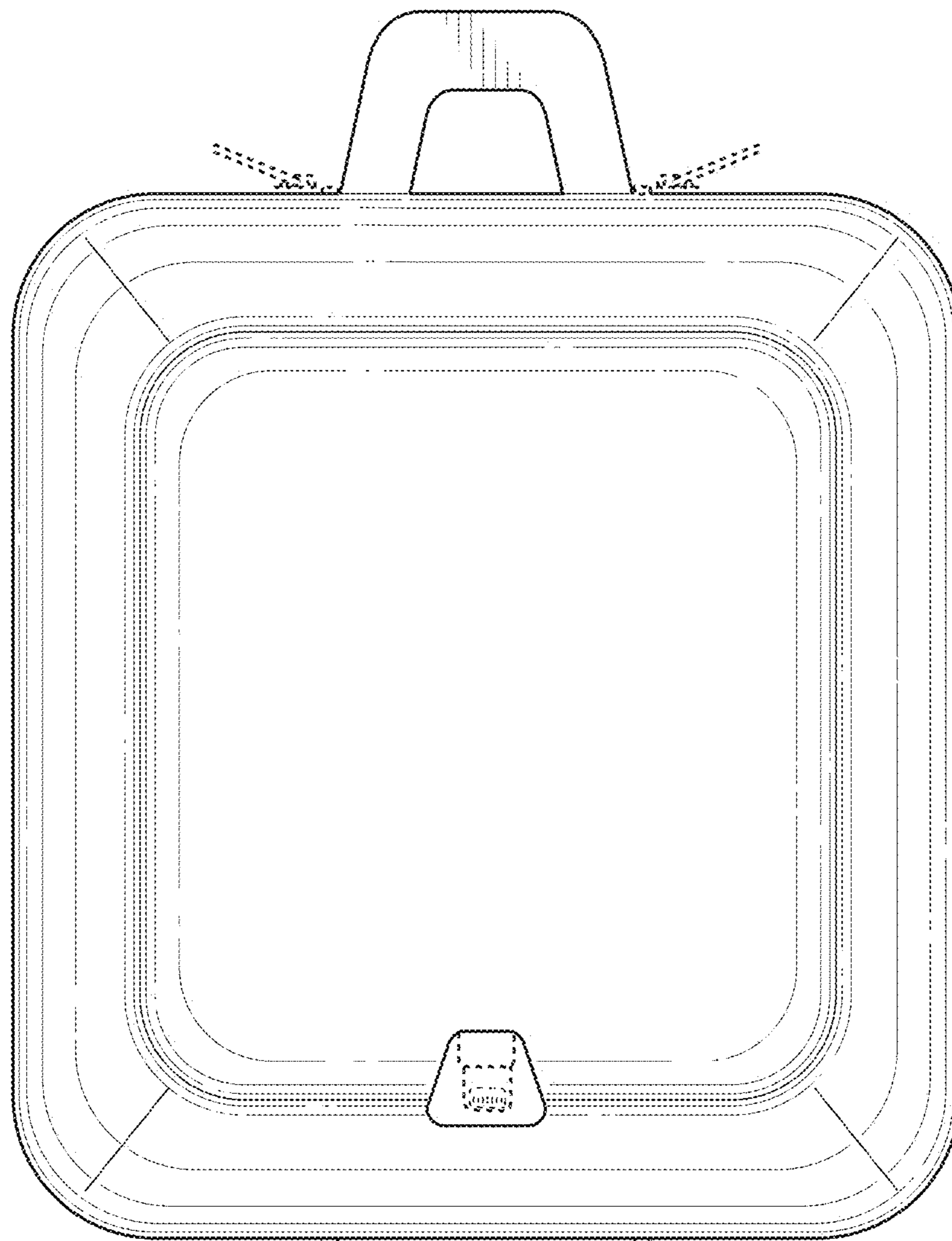


FIG. 3

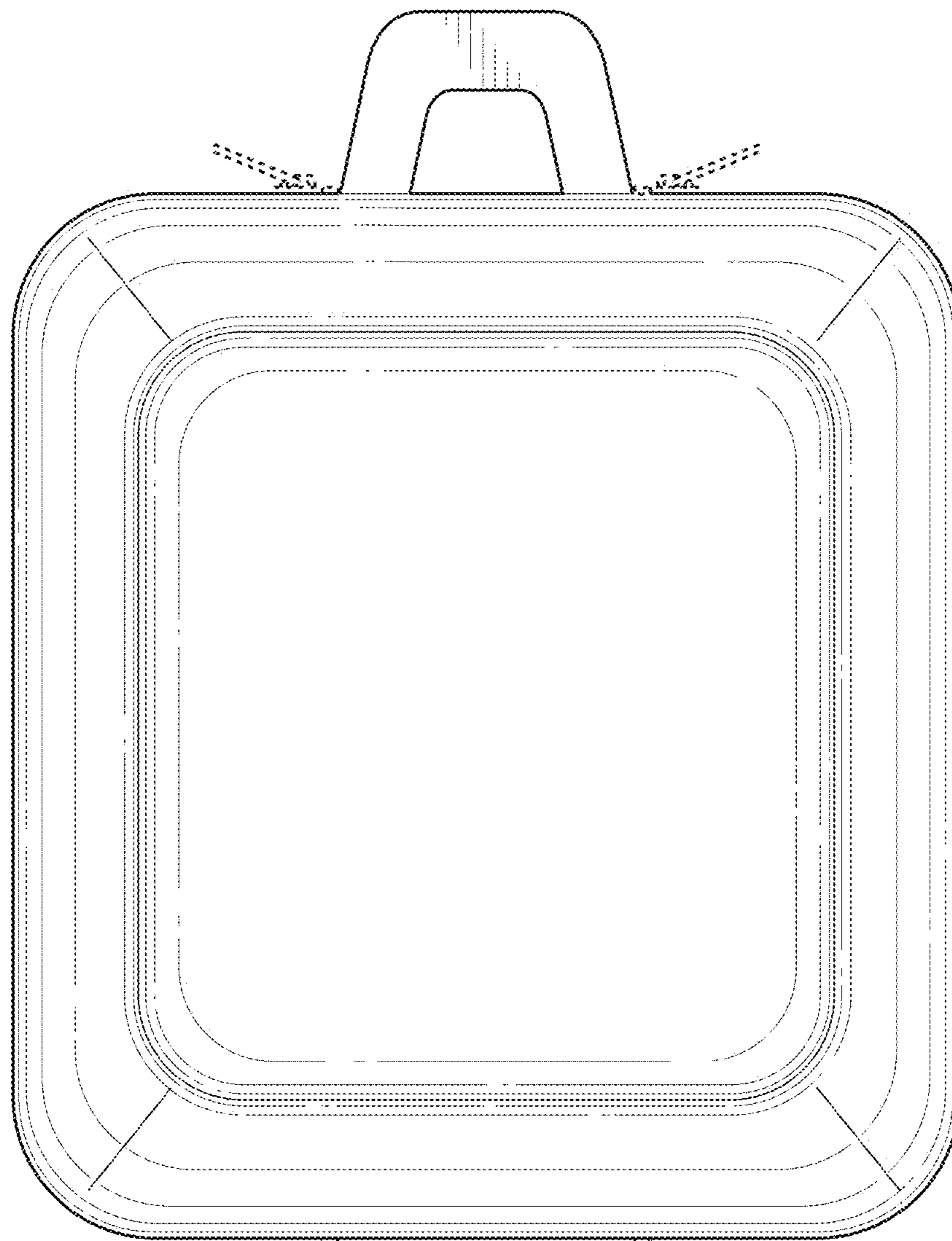


FIG. 4

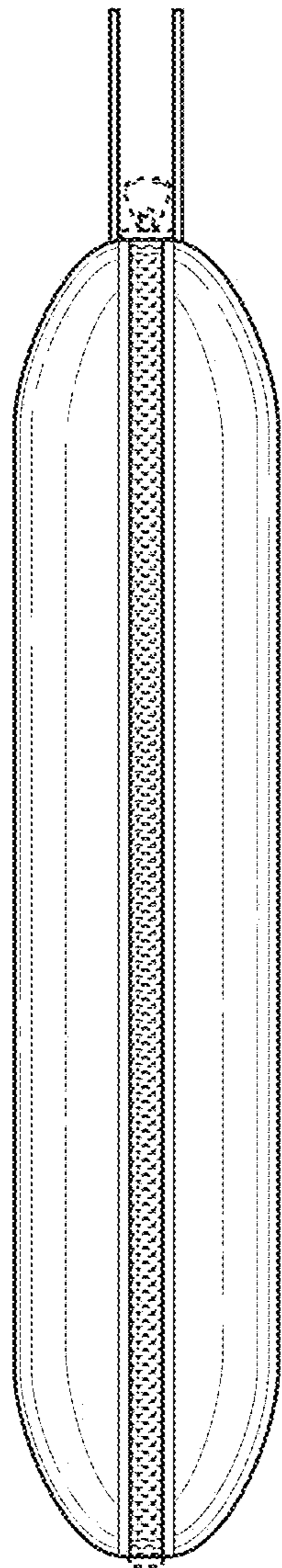


FIG. 5

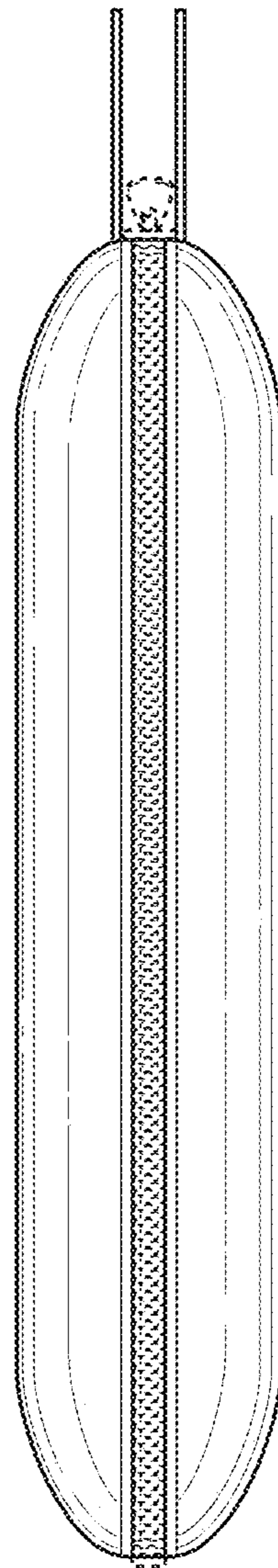


FIG. 6




FIG. 7




FIG. 8