



US00D873014S

(12) **United States Design Patent** (10) **Patent No.:** **US D873,014 S**
Shechtman et al. (45) **Date of Patent:** **** Jan. 21, 2020**

- (54) **FLIP BIN ORGANIZER**
- (71) Applicant: **The Stanley Works Israel Ltd.**, Rosh Ha'Ayin (IL)
- (72) Inventors: **Victoria Shechtman**, Holon (IL); **Gal Avigad**, Gonen (IL); **Gilad Moisa**, Hod HaSharon (IL)
- (73) Assignee: **The Stanley Works Israel Ltd.**, Rosh Ha'Ayin (IL)
- (**) Term: **15 Years**
- (21) Appl. No.: **29/626,477**
- (22) Filed: **Nov. 17, 2017**
- (51) **LOC (12) Cl.** **03-01**
- (52) **U.S. Cl.**
 USPC **D3/283**; D3/905
- (58) **Field of Classification Search**
 USPC D3/273, 274, 276, 279, 282, 294, 297, D3/905, 307, 313, 310, 283
 CPC B25H 3/00; B25H 3/003; B25H 3/006; B25H 3/02; H02J 7/0027
 See application file for complete search history.

- D471,359 S * 3/2003 Yang D3/276
 D563,671 S * 3/2008 Cornwell D3/294
 D566,392 S * 4/2008 Aglassinger D3/282
 D720,134 S * 12/2014 Baruch D3/297

OTHER PUBLICATIONS

Twitter, "Versatility and easy organisation. Who needs our new Stanley® Fatmax® Portable Flip Bin Organiser . . .", by user @ukstanleytools on Sep. 18, 2018. (<https://twitter.com/ukstanleytools/status/1042038064229437441>) (Year: 2018).*

ToolGuyD, "Dewalt Flip-Bin Organizer". Posted Jun. 27, 2018. (<https://toolguyd.com/dewalt-flip-bin-organizer/>) (Year: 2018).*

* cited by examiner

Primary Examiner — April Rivas

(74) *Attorney, Agent, or Firm* — Bruce S. Shapiro

(57) **CLAIM**

The ornamental design for a flip bin organizer, as shown and described.

DESCRIPTION

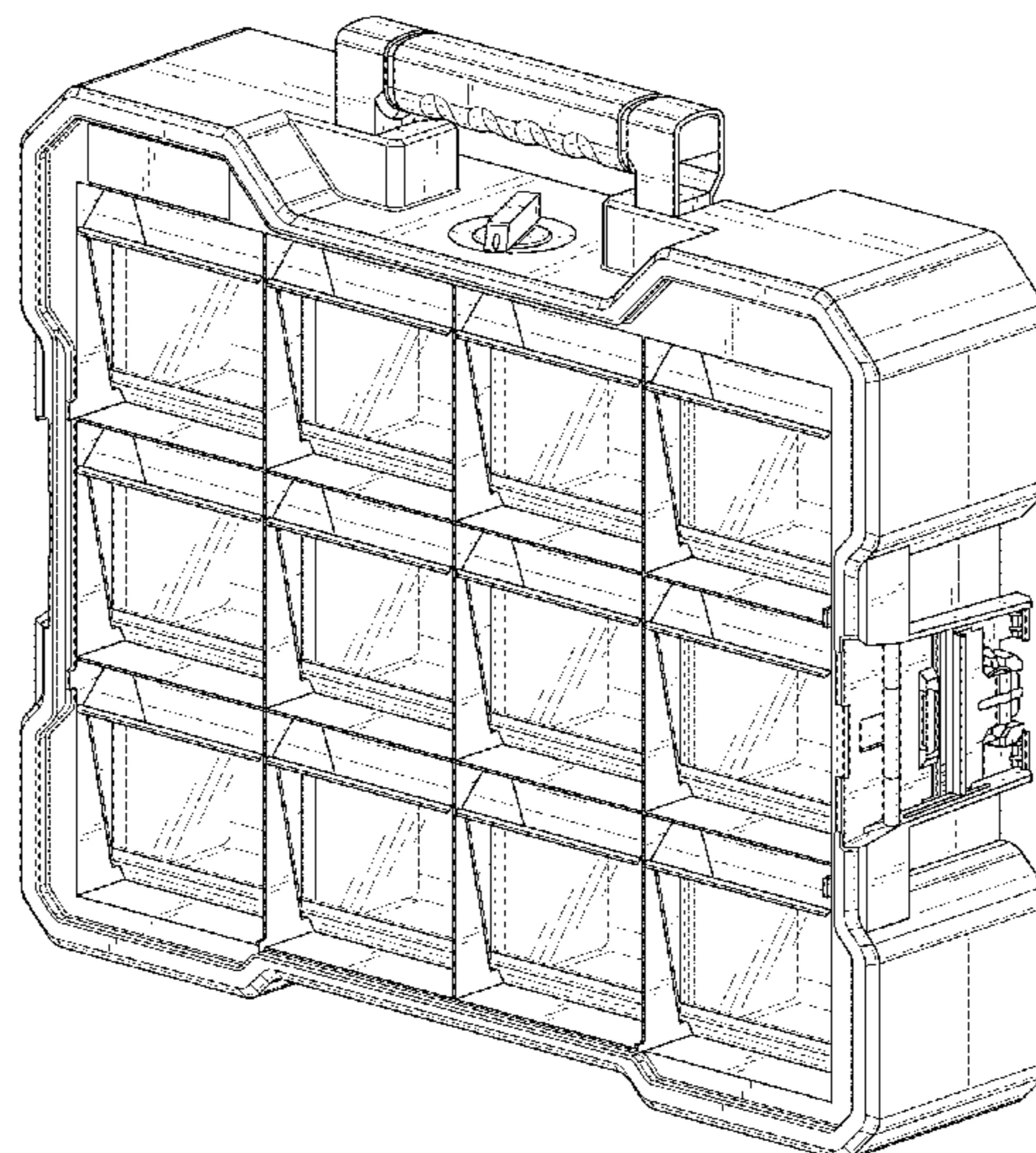
FIG. 1 is a perspective view of the front side of our new design, showing the handle in an extended configuration. FIG. 2 is a front elevational thereof, showing the handle in a folded configuration. FIG. 3 is a back elevational view thereof, showing the handle in a folded configuration. FIG. 4 is a right side elevational view thereof. FIG. 5 is a left side elevational view thereof. FIG. 6 is a top side plan view thereof, showing the handle in a folded configuration; and, FIG. 7 is a bottom side plan view thereof. The broken lines illustrate portions of the flip bin organizer and form no part of the claimed design.

1 Claim, 7 Drawing Sheets

(56) **References Cited**

U.S. PATENT DOCUMENTS

- D263,896 S * 4/1982 Glasgow D3/275
 D283,271 S * 4/1986 Bannigan D13/139.7
 D333,568 S * 3/1993 Dickinson D3/286
 D340,803 S * 11/1993 Bradford D3/283
 D367,557 S * 3/1996 Chang D3/276
 D368,159 S * 3/1996 Calmeise D3/282
 D399,652 S * 10/1998 Fang D3/282
 D463,911 S * 10/2002 Chen D3/282
 D468,531 S * 1/2003 Hsu D3/282



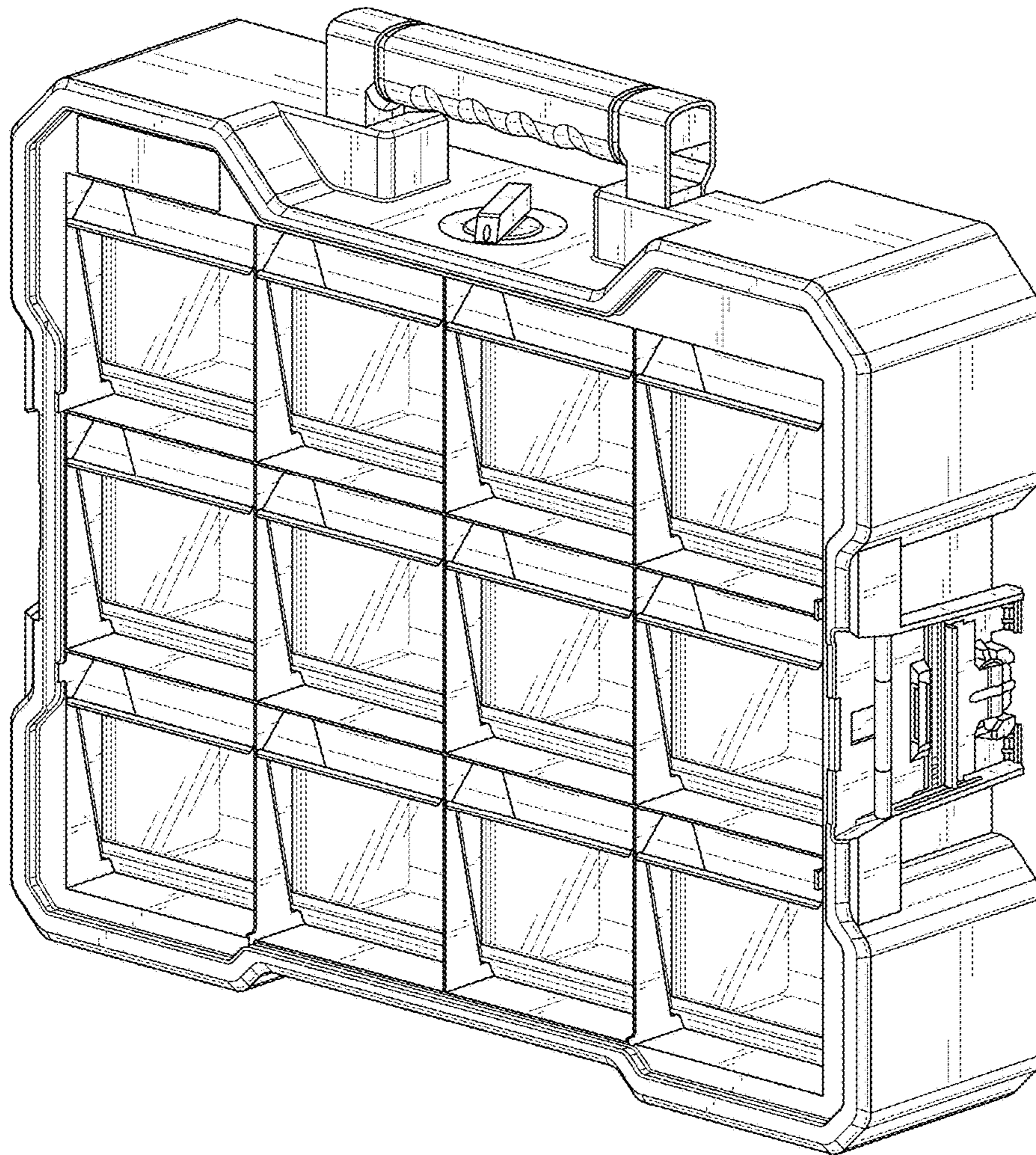


FIG. 1

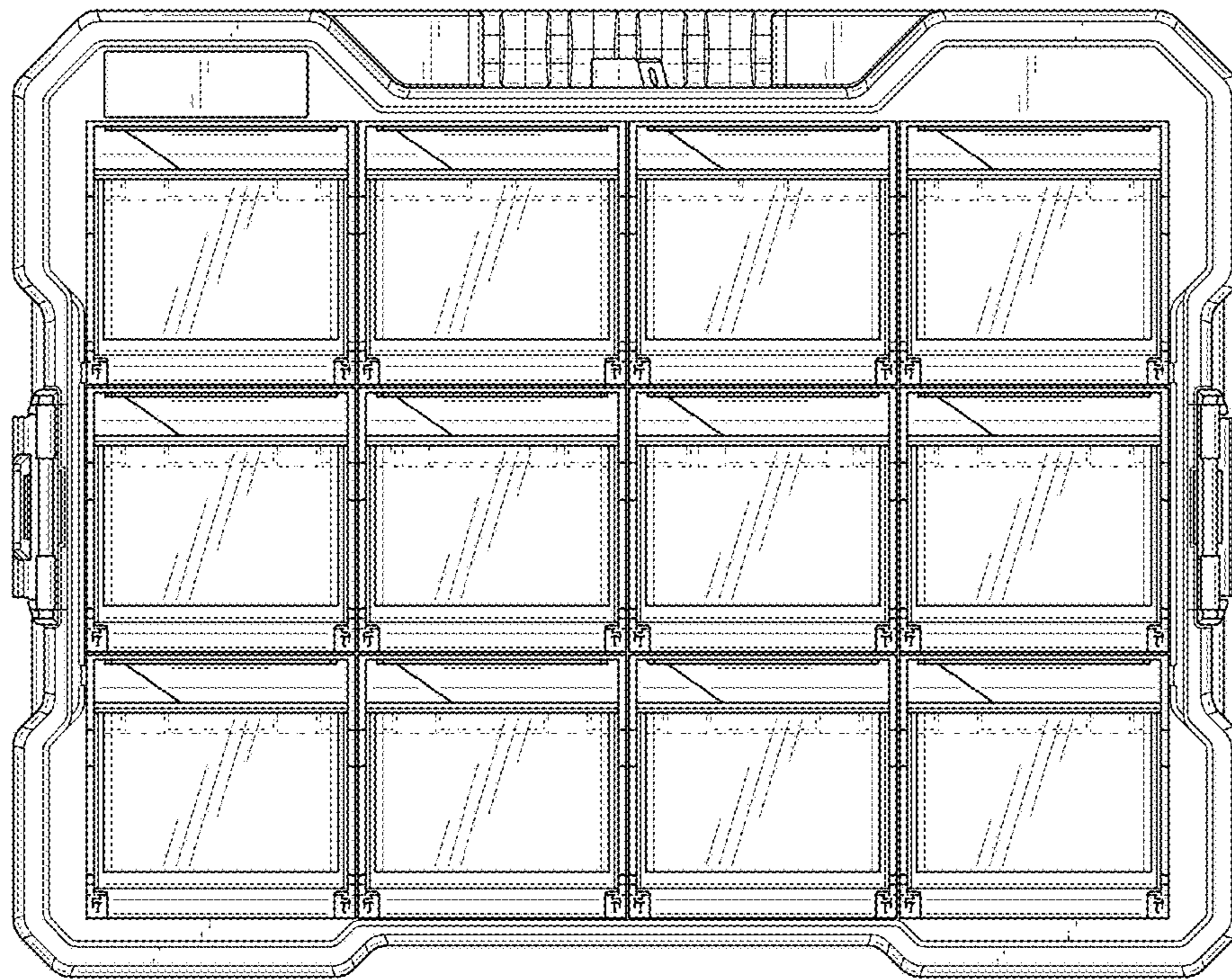


FIG. 2

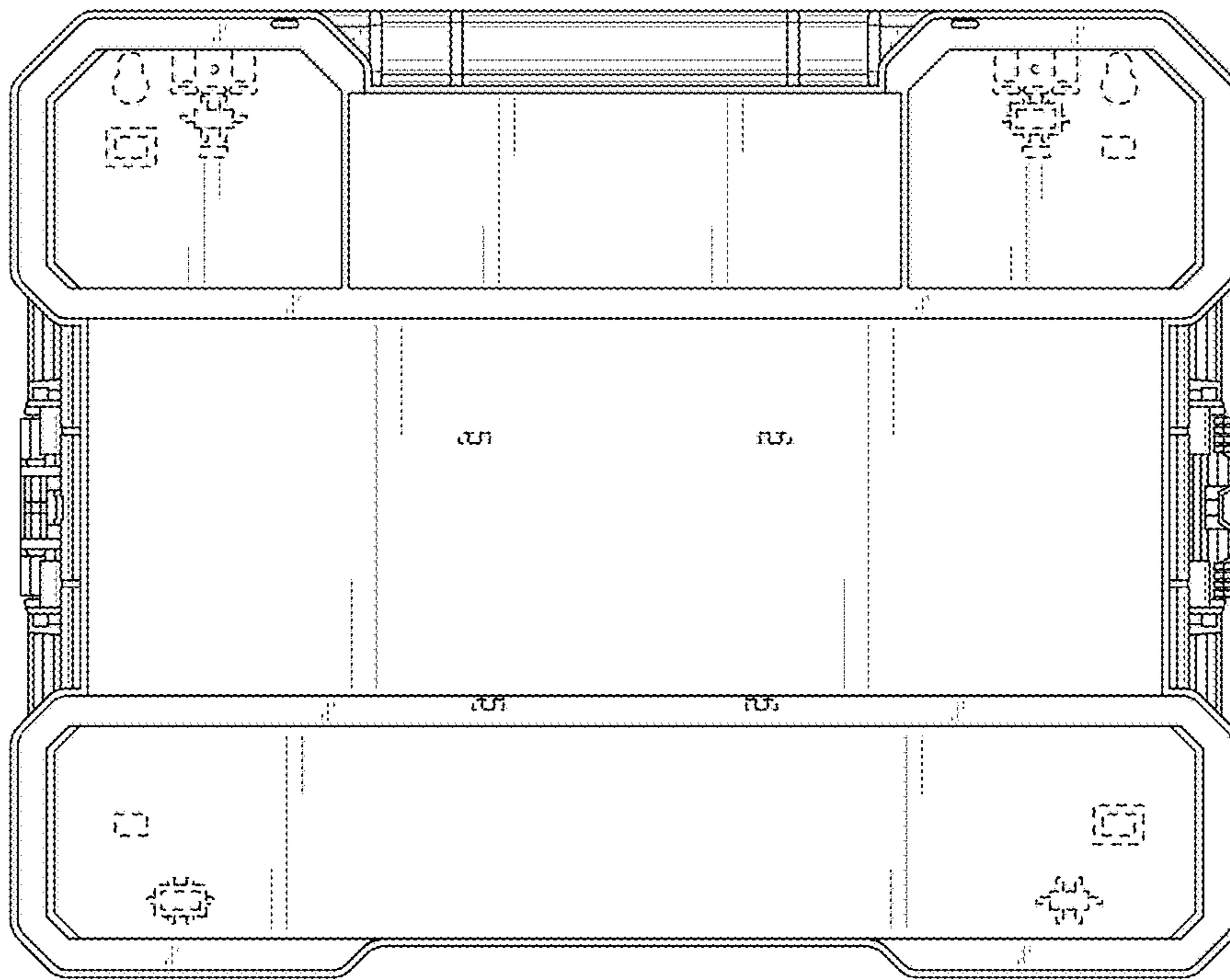


FIG. 3

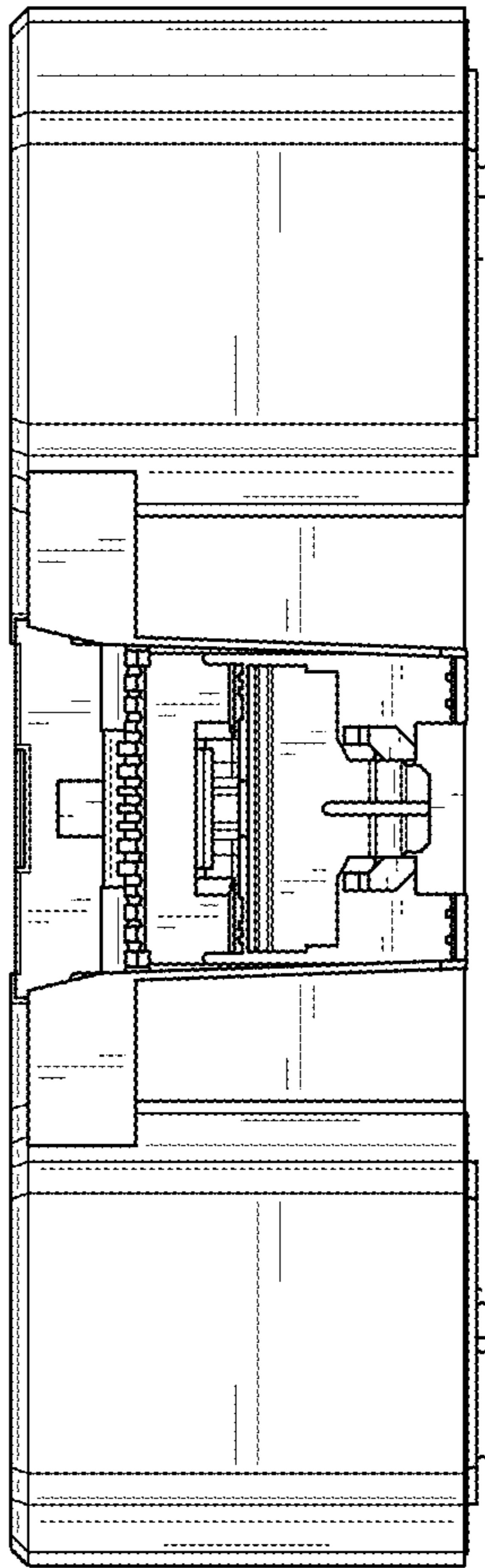


FIG. 4

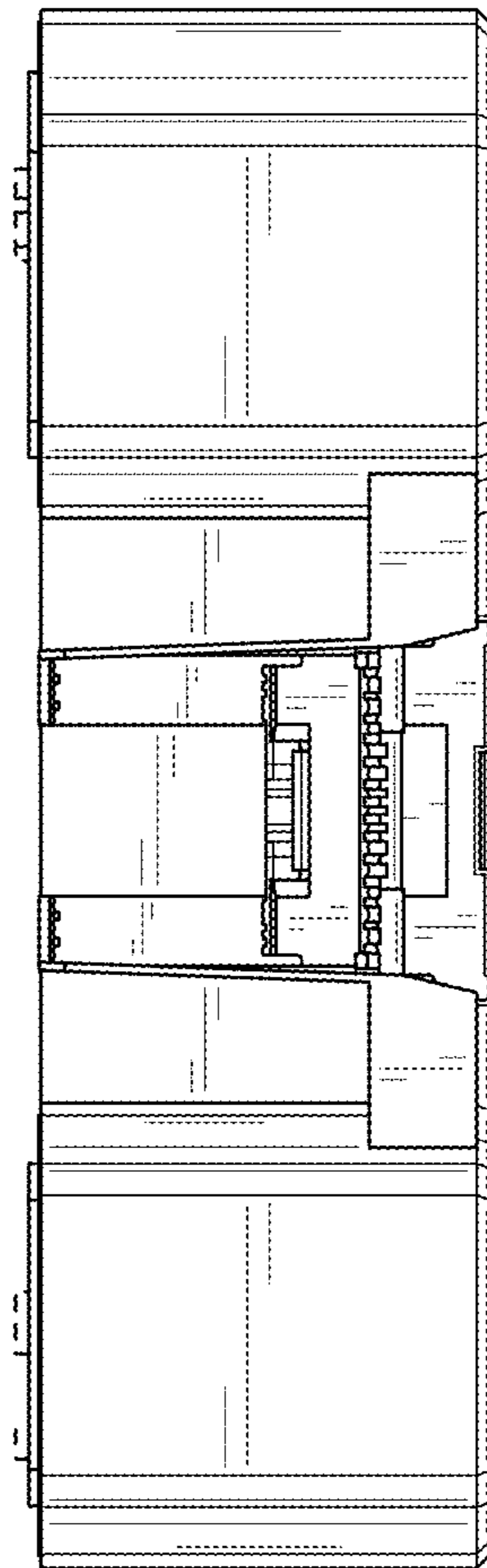


FIG. 5

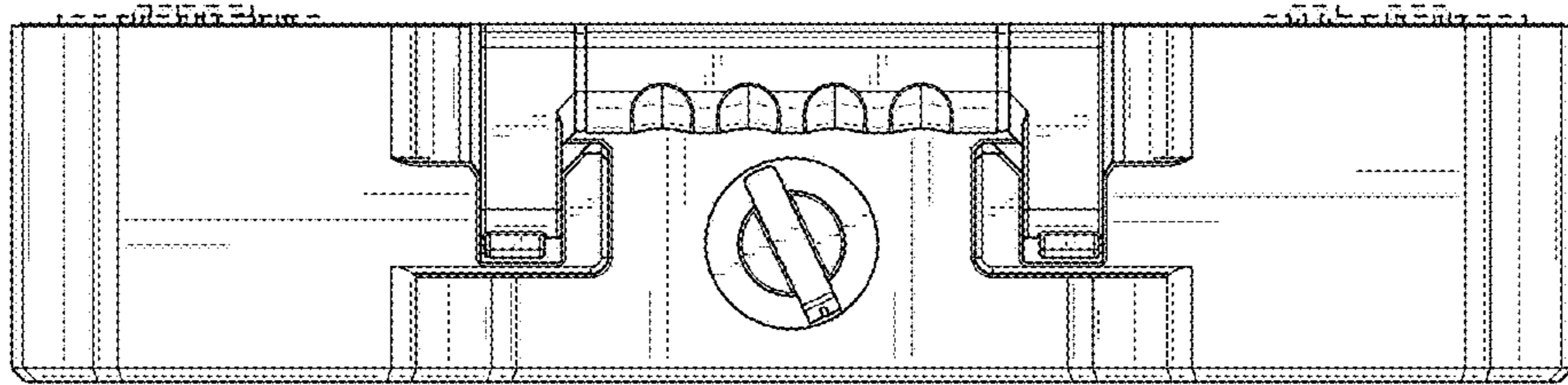


FIG. 6

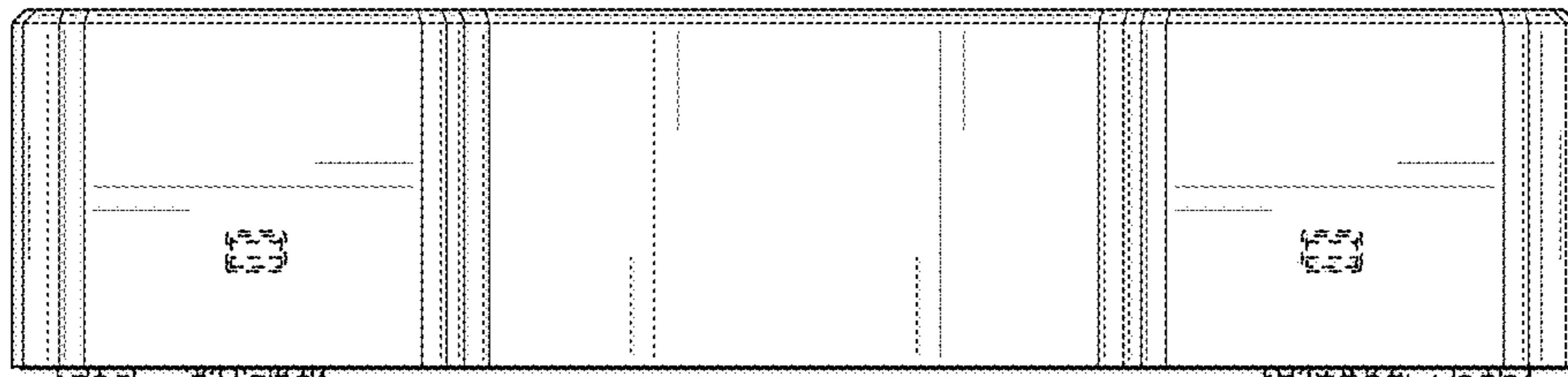


FIG. 7