



US00D872989S

(12) **United States Design Patent**  
**Earl**

(10) **Patent No.:** **US D872,989 S**

(45) **Date of Patent:** **\*\* Jan. 21, 2020**

(54) **UMBRELLA HAVING REFLECTIVE MARKINGS**

(71) Applicant: **Delbri, LLC**, West Jordan, UT (US)

(72) Inventor: **Tyler M Earl**, West Jordan, UT (US)

(73) Assignee: **Delbri, LLC**, West Jordan, UT (US)

(\*\*) Term: **15 Years**

(21) Appl. No.: **29/634,884**

(22) Filed: **Jan. 25, 2018**

(51) **LOC (12) Cl.** ..... **03-03**

(52) **U.S. Cl.**  
USPC ..... **D3/10**

(58) **Field of Classification Search**  
USPC ..... D3/5, 6, 10, 12, 13, 14, 15, 16;  
D10/109.1, 109.2, 111; D29/103, 104,  
D29/109  
CPC ..... A45B 11/00; A45B 15/00; A45B 23/00;  
A45B 25/00; A45B 2200/1009; A45B  
2200/1081  
See application file for complete search history.

(56) **References Cited**

**U.S. PATENT DOCUMENTS**

4,872,468 A \* 10/1989 Cole ..... A45B 3/04  
135/16  
D373,466 S \* 9/1996 Chipman ..... 135/33.2  
D373,467 S \* 9/1996 Chipman ..... 135/33.2

D413,198 S \* 8/1999 You ..... D3/5  
D464,481 S \* 10/2002 Webster ..... D3/5  
D497,478 S \* 10/2004 Clarke ..... D3/5  
D533,992 S \* 12/2006 You ..... D3/5  
D587,447 S \* 3/2009 You ..... D3/5  
D652,203 S \* 1/2012 Blauer ..... D3/10  
D668,860 S \* 10/2012 Halkias ..... D3/5  
D689,280 S \* 9/2013 Blauer ..... D3/10  
D695,002 S \* 12/2013 Kato ..... D3/5  
D696,510 S \* 12/2013 Su ..... D3/5  
2005/0172986 A1 \* 8/2005 Lu ..... A45B 3/04  
135/33.2  
2008/0308139 A1 \* 12/2008 Keesling ..... A45B 25/18  
135/120.1

\* cited by examiner

*Primary Examiner* — Steven J Czyz

(74) *Attorney, Agent, or Firm* — Stine Law Ltd

(57) **CLAIM**

The ornamental design for an umbrella having reflective markings, as shown and described.

**DESCRIPTION**

FIG. 1 is a perspective view of an umbrella having reflective markings, illustrated as stippling, showing my new design; FIG. 2 is a front elevation view thereof; FIG. 3 is a plan view thereof; and, FIG. 4 is an enlarged front elevation view of the umbrella having reflective markings, taken from FIG. 2. The broken lines of the Figures depict portions of the article that form no part of the claimed design.

**1 Claim, 2 Drawing Sheets**

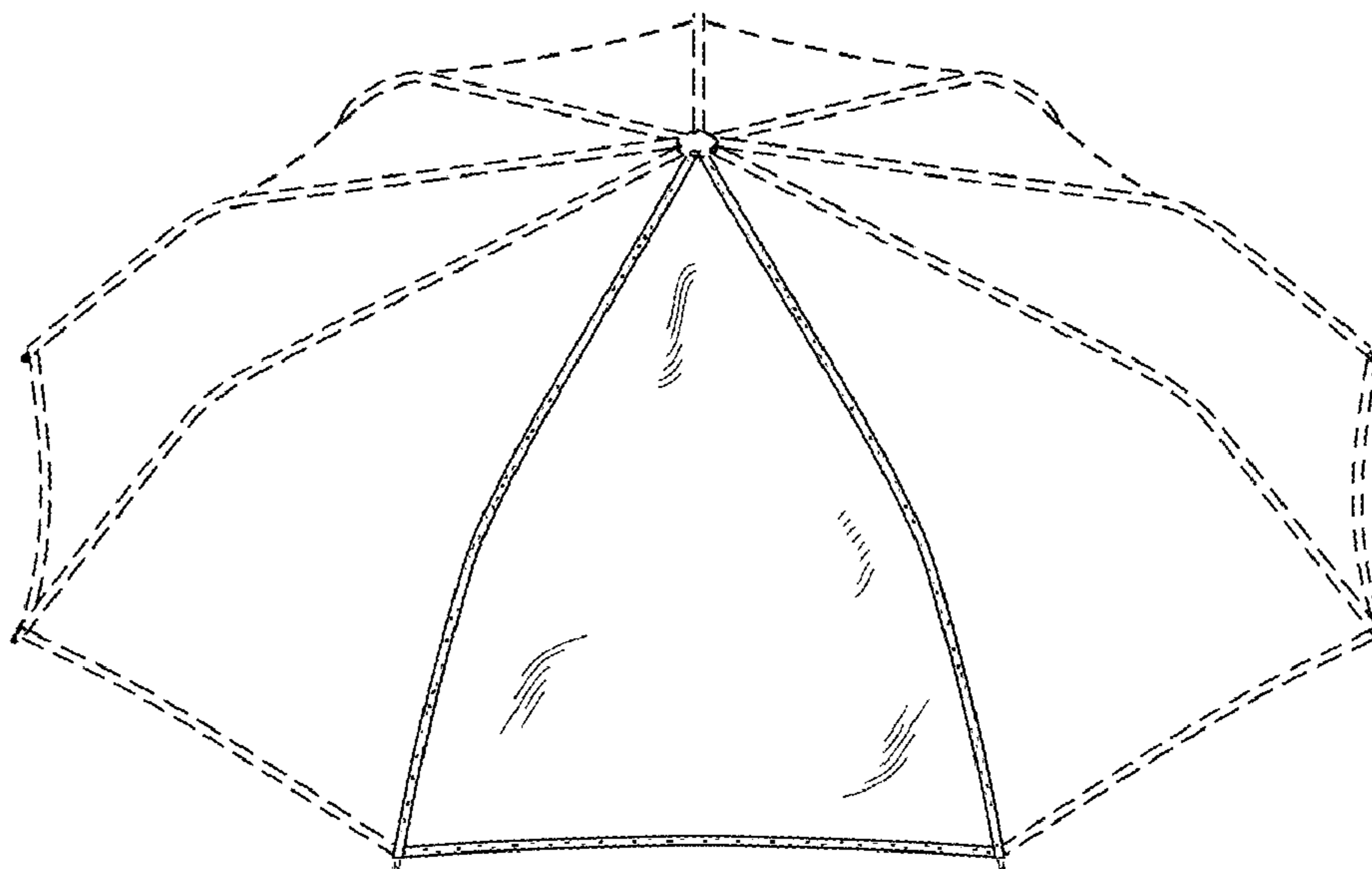


Fig. 1

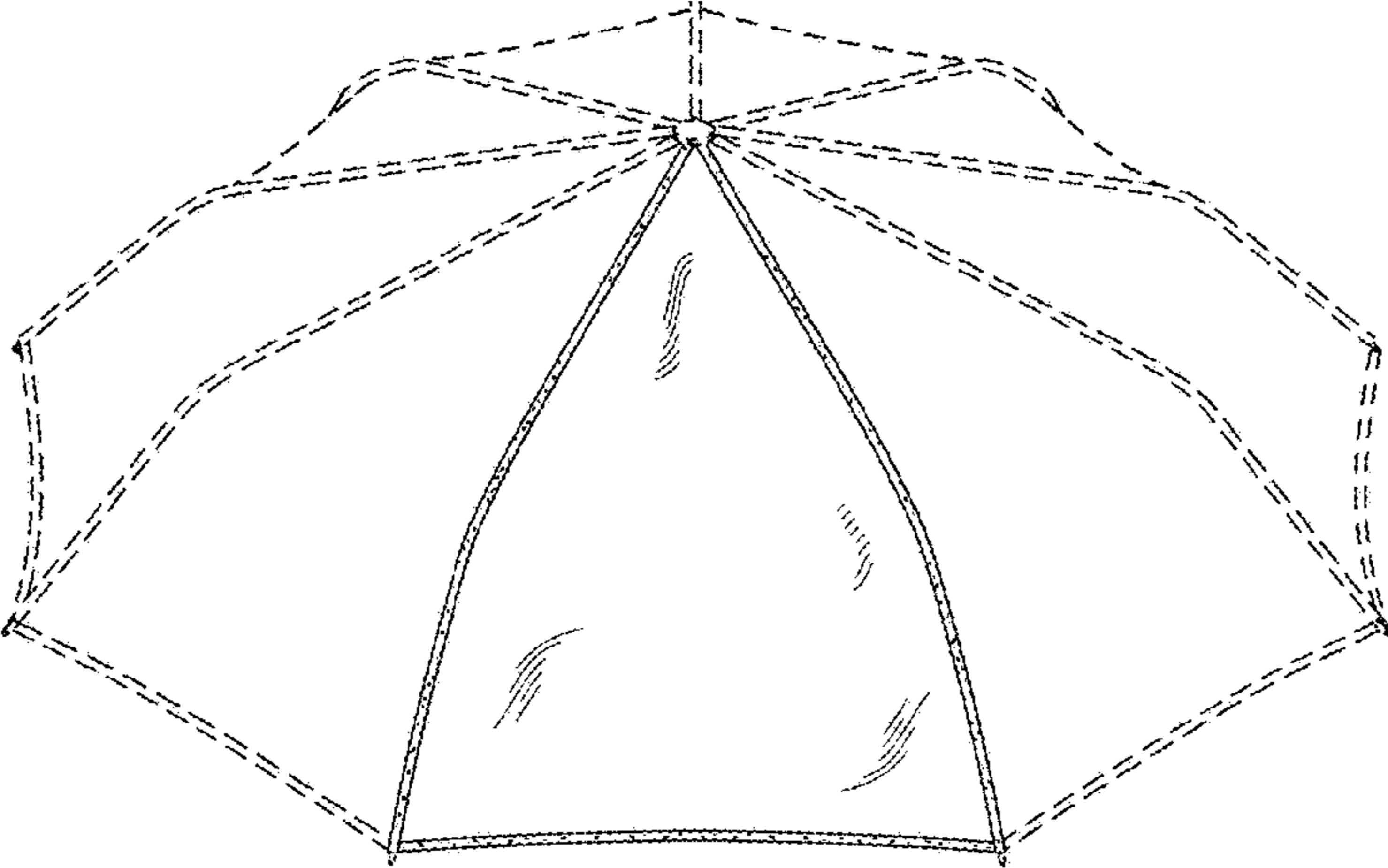


Fig. 2

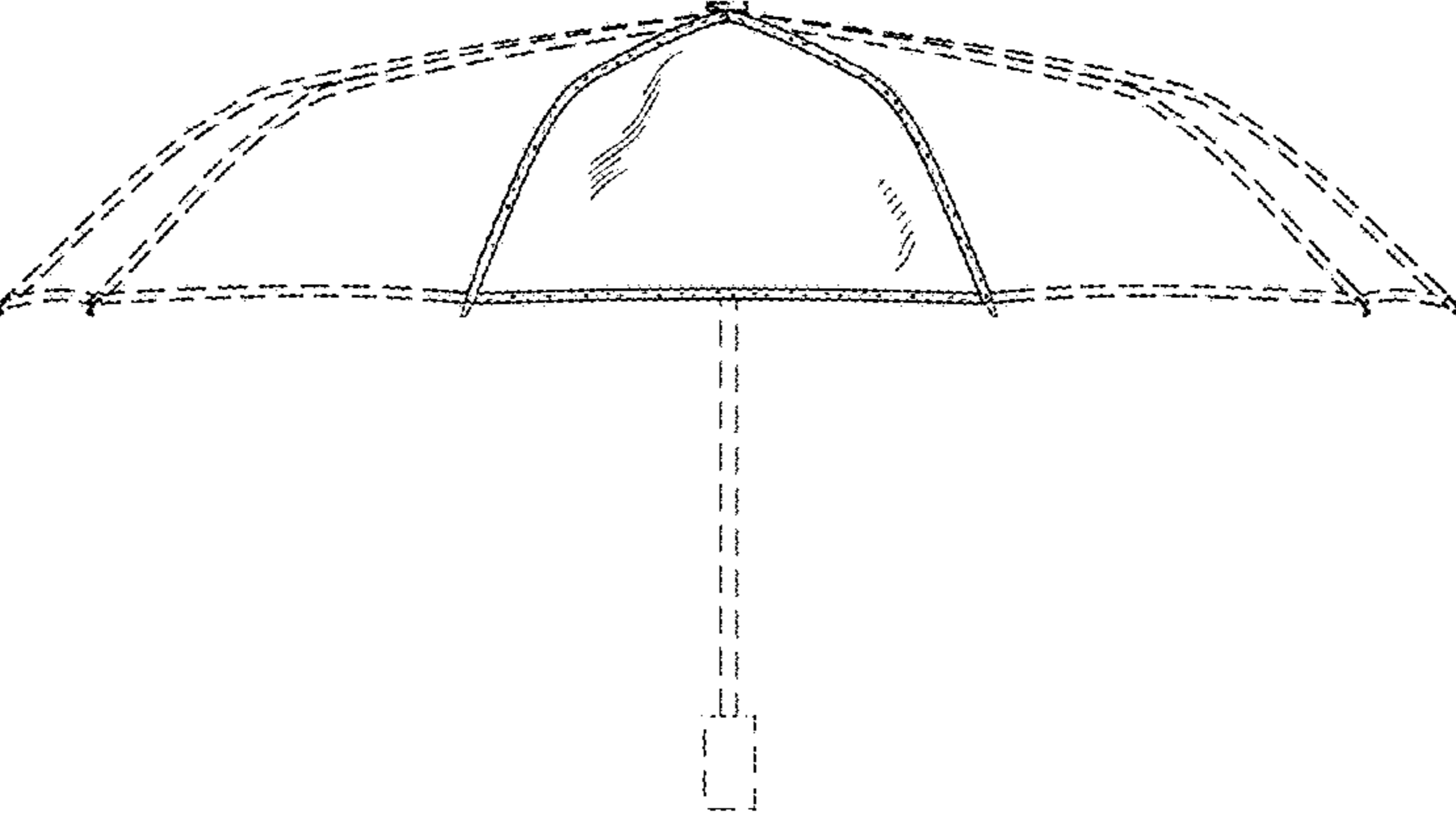


Fig. 3

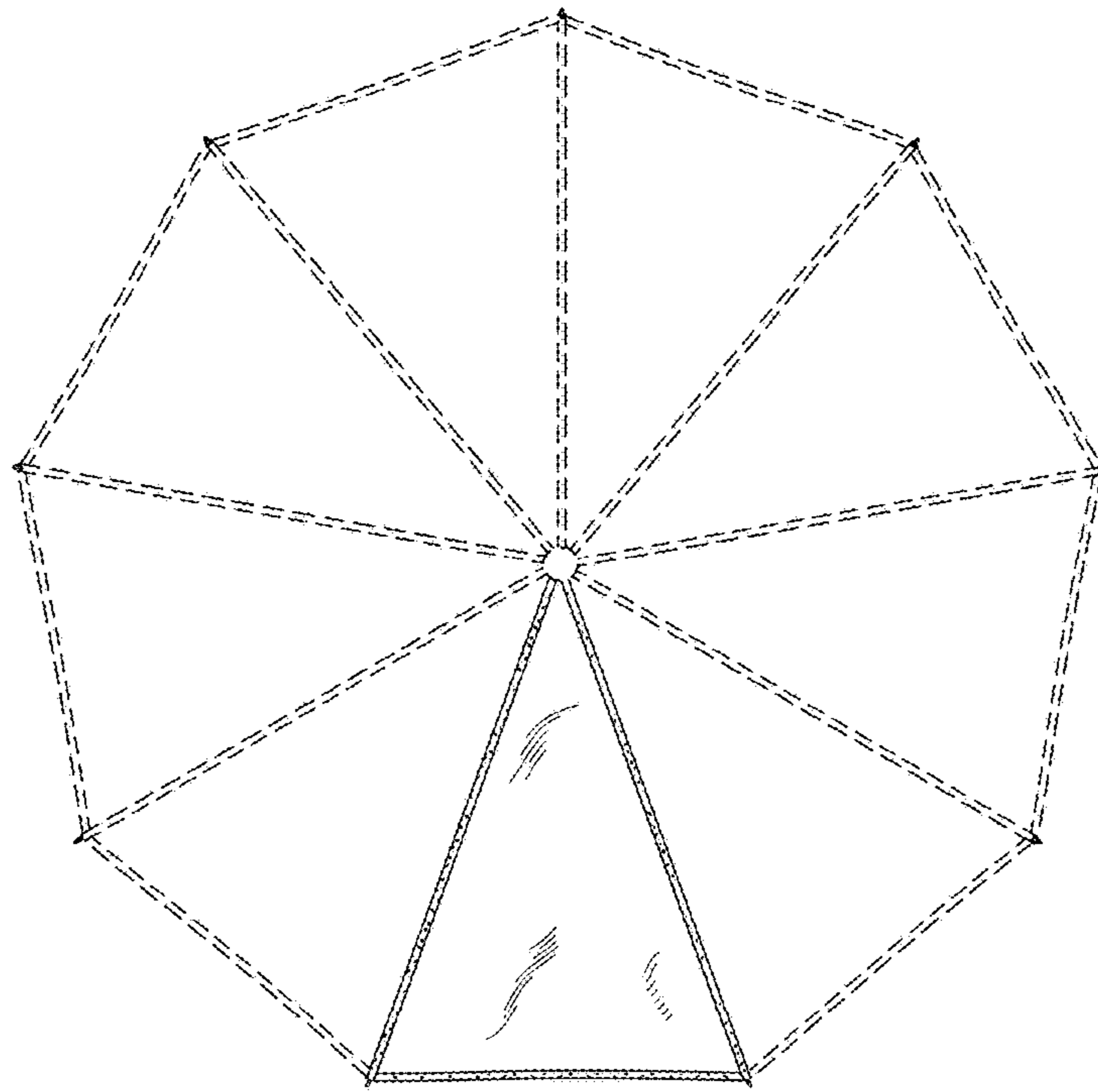


Fig. 4

