



US00D872966S

(12) **United States Design Patent**
van Eyk et al.

(10) **Patent No.:** **US D872,966 S**
(45) **Date of Patent:** **** Jan. 21, 2020**

- (54) **T-BONE PET TREAT**
- (71) Applicant: **Spectrum Brands, Inc.**, Middleton, WI (US)
- (72) Inventors: **Gregory van Eyk**, Christiansburg, VA (US); **Casey Sims**, London (GB); **Todd Palmer**, O Fallon, MO (US)
- (73) Assignee: **Spectrum Brands, Inc.**, Middleton, WI (US)
- (**) Term: **15 Years**
- (21) Appl. No.: **29/703,969**
- (22) Filed: **Aug. 30, 2019**

D202,330 S *	9/1965	Fisher	D30/160
4,544,560 A	10/1985	O'Connell		
D282,949 S *	3/1986	Arve	D21/662
D300,879 S	4/1989	Mercer		
D309,506 S	7/1990	Shurkus		
D386,879 S *	11/1997	Daniels	D24/214
D412,749 S *	8/1999	Myers	D24/135
D414,871 S *	10/1999	Myers	D24/135
6,096,355 A	8/2000	Lesellier et al.		
D435,713 S	1/2001	Speck		
D458,160 S	6/2002	Meeks		
D486,386 S	2/2004	Maras et al.		
D489,161 S	5/2004	Hague		
D530,484 S	10/2006	Ahmed et al.		
D532,183 S	11/2006	Munday et al.		
D549,926 S	9/2007	Ahmed et al.		
D551,426 S	9/2007	Ahmed et al.		

(Continued)

Primary Examiner — Katie Jane Stofko
(74) *Attorney, Agent, or Firm* — Merchant & Gould P.C.

Related U.S. Application Data

(62) Division of application No. 29/675,947, filed on Jan. 7, 2019, now Pat. No. Des. 858,932.

(51) **LOC (12) Cl.** **01-01**

(52) **U.S. Cl.**
USPC **D1/106**

(58) **Field of Classification Search**

USPC D1/100–130, 199; 426/5, 76, 87, 92, 94,
426/95, 101, 103, 104, 108, 134,
426/138–139, 143, 144, 279, 282, 283,
426/391, 514, 549, 559, 560, 660, 808;
D30/60; D11/1, 86; D21/386, 658, 662;
D24/141, 187, 214, 215
CPC B26D 3/11; A47J 37/043; A47J 37/049;
A47J 43/18; A22C 17/006; A22C
13/0013; A23L 1/164; A23L 1/005; A23B
4/10; B65D 81/343

See application file for complete search history.

(56) **References Cited**

U.S. PATENT DOCUMENTS

2,408,735 A *	10/1946	Claffin	A61J 17/02
				606/235
3,060,494 A	6/1961	Noble		

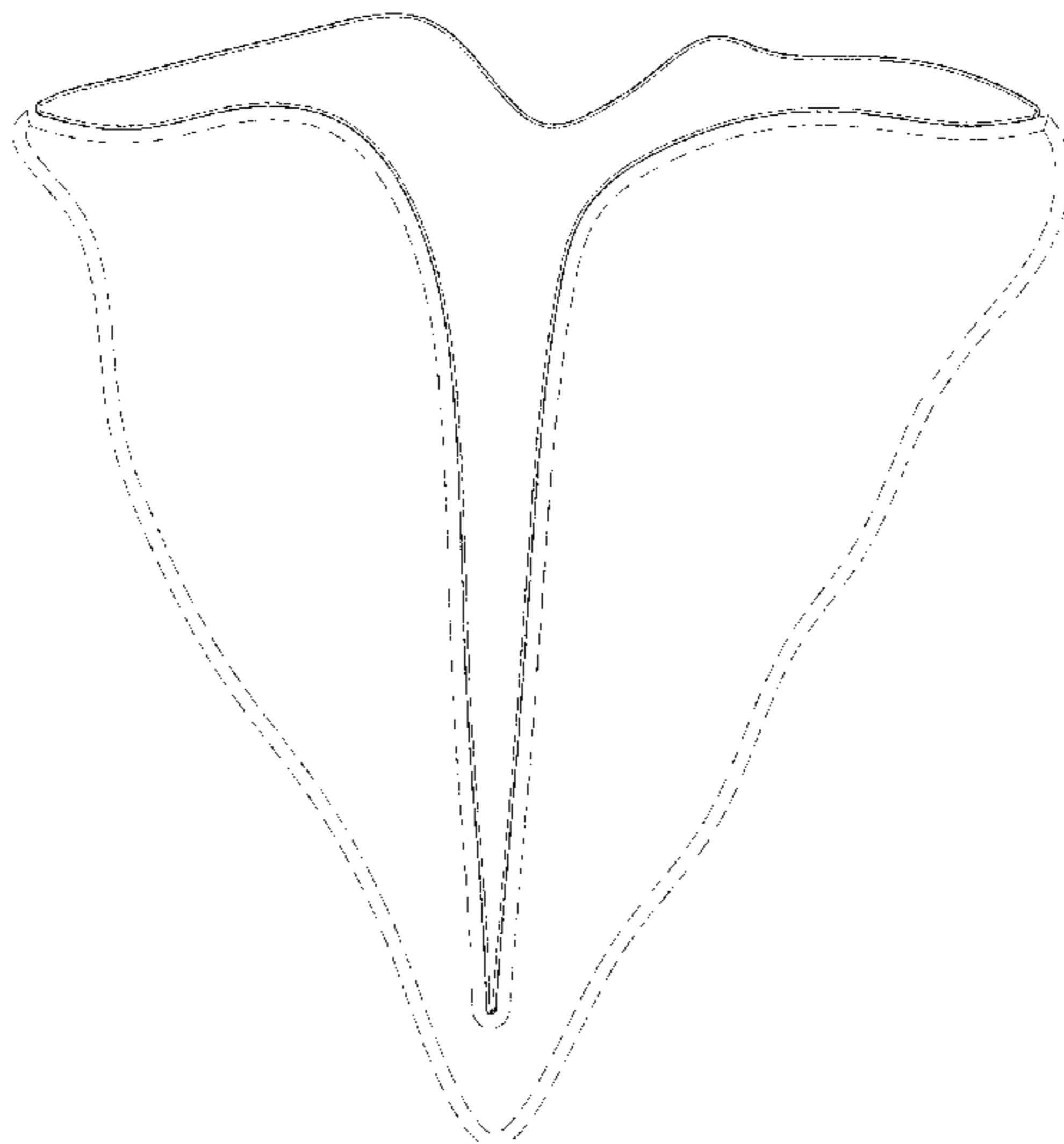
(57) **CLAIM**

The ornamental design for a t-bone pet treat, as shown and described.

DESCRIPTION

FIG. 1 is a front, top and right side perspective view of a t-bone pet treat according to the new design;
FIG. 2 is a back, bottom and right side perspective view thereof;
FIG. 3 is a front elevation view thereof;
FIG. 4 is a back elevation view thereof;
FIG. 5 is a left side elevation view thereof;
FIG. 6 is a right side elevation view thereof;
FIG. 7 is a top plan view thereof; and,
FIG. 8 is a bottom plan view thereof.
The broken lines in FIGS. 1-8 illustrate portions of the t-bone pet treat that form no part of the claimed design.

1 Claim, 6 Drawing Sheets



(56)

References Cited

U.S. PATENT DOCUMENTS

D572,426	S	7/2008	McCollum et al.	
D582,551	S *	12/2008	Takashima	D24/141
D620,226	S	7/2010	Adkins	
D633,615	S *	3/2011	Takashima	D24/141
D666,734	S *	9/2012	Takashima	D24/215
D679,824	S *	4/2013	Forest	D24/214
D685,979	S	7/2013	McCleary	
D687,957	S *	8/2013	Heskier	D24/215
D690,897	S	10/2013	Toolan et al.	
D694,986	S	12/2013	Endres et al.	
D733,391	S	7/2015	Albuja Cuadrado et al.	
D760,466	S	7/2016	McCoy et al.	
D768,353	S	10/2016	Niehues	
D818,599	S *	5/2018	Lee	D24/214
D819,279	S	5/2018	Gick	
2004/0052906	A1	3/2004	Hernandez et al.	
2007/0020362	A1	1/2007	D'Amelio et al.	
2013/0280343	A1 *	10/2013	Roettger	A61K 31/352 424/535
2014/0010920	A1	1/2014	Nishimura et al.	
2016/0152390	A1	6/2016	Itoh et al.	
2017/0259951	A1	9/2017	Manion	
2019/0111571	A1	4/2019	Curhan et al.	

* cited by examiner

FIG. 1

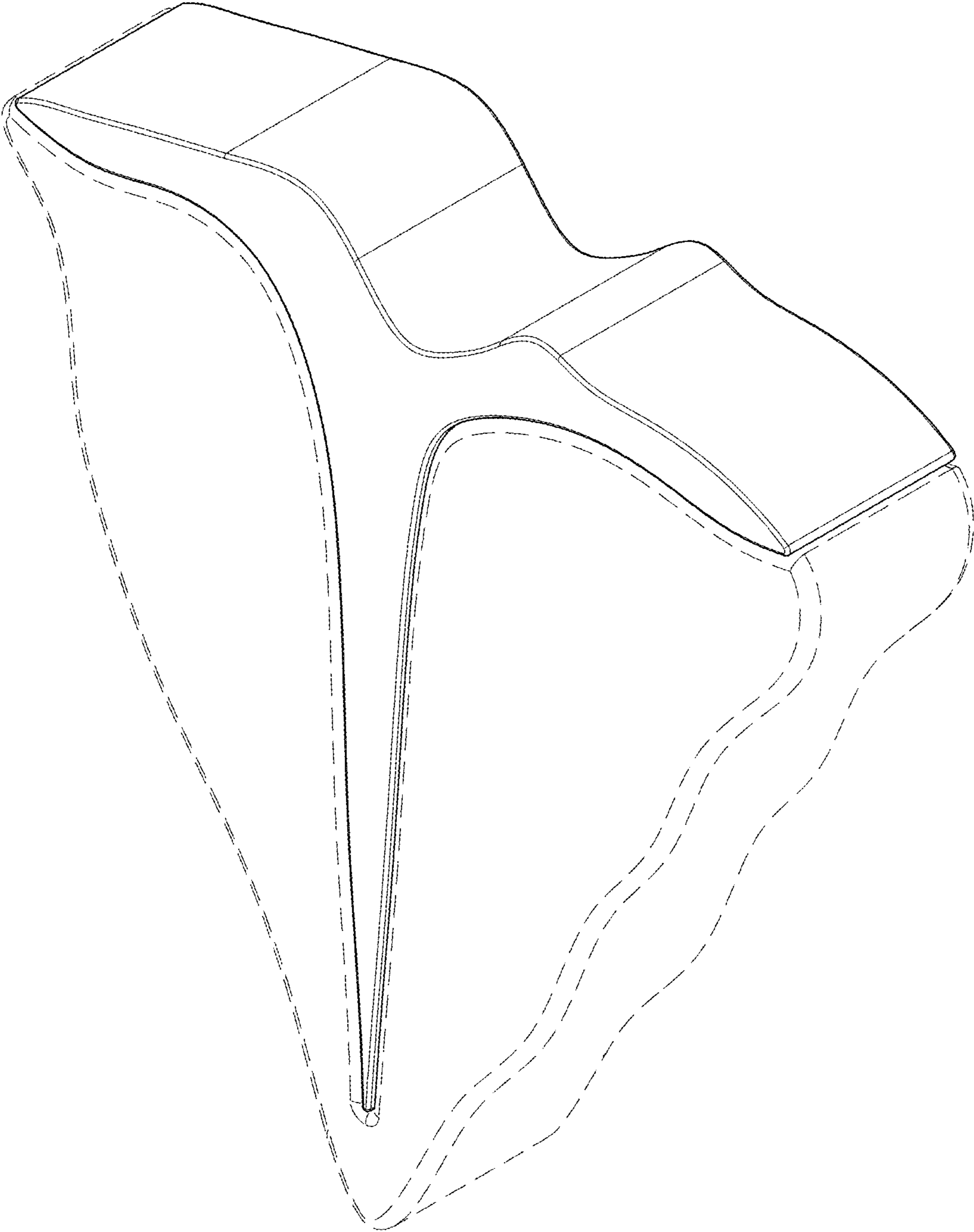


FIG. 2

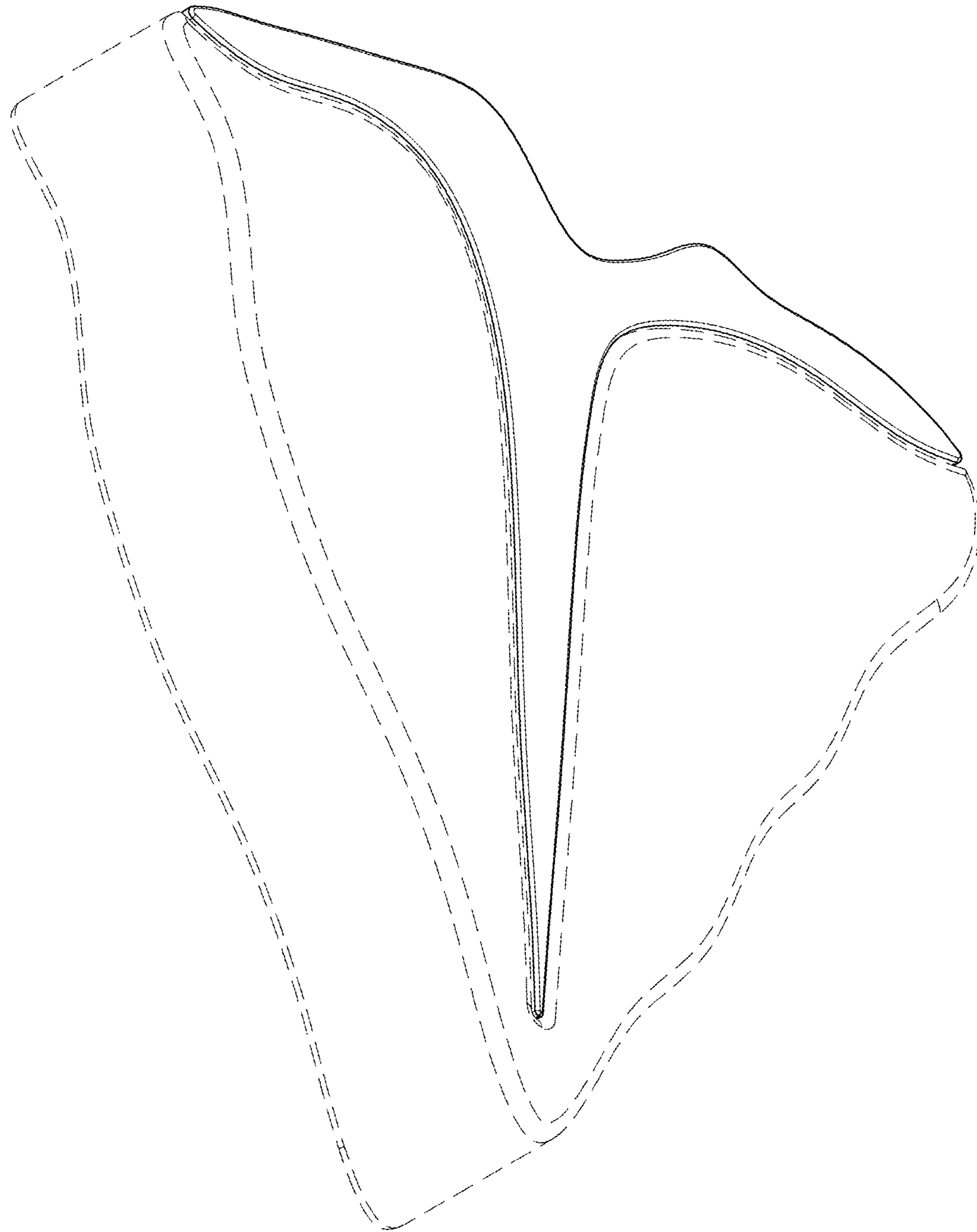


FIG. 3

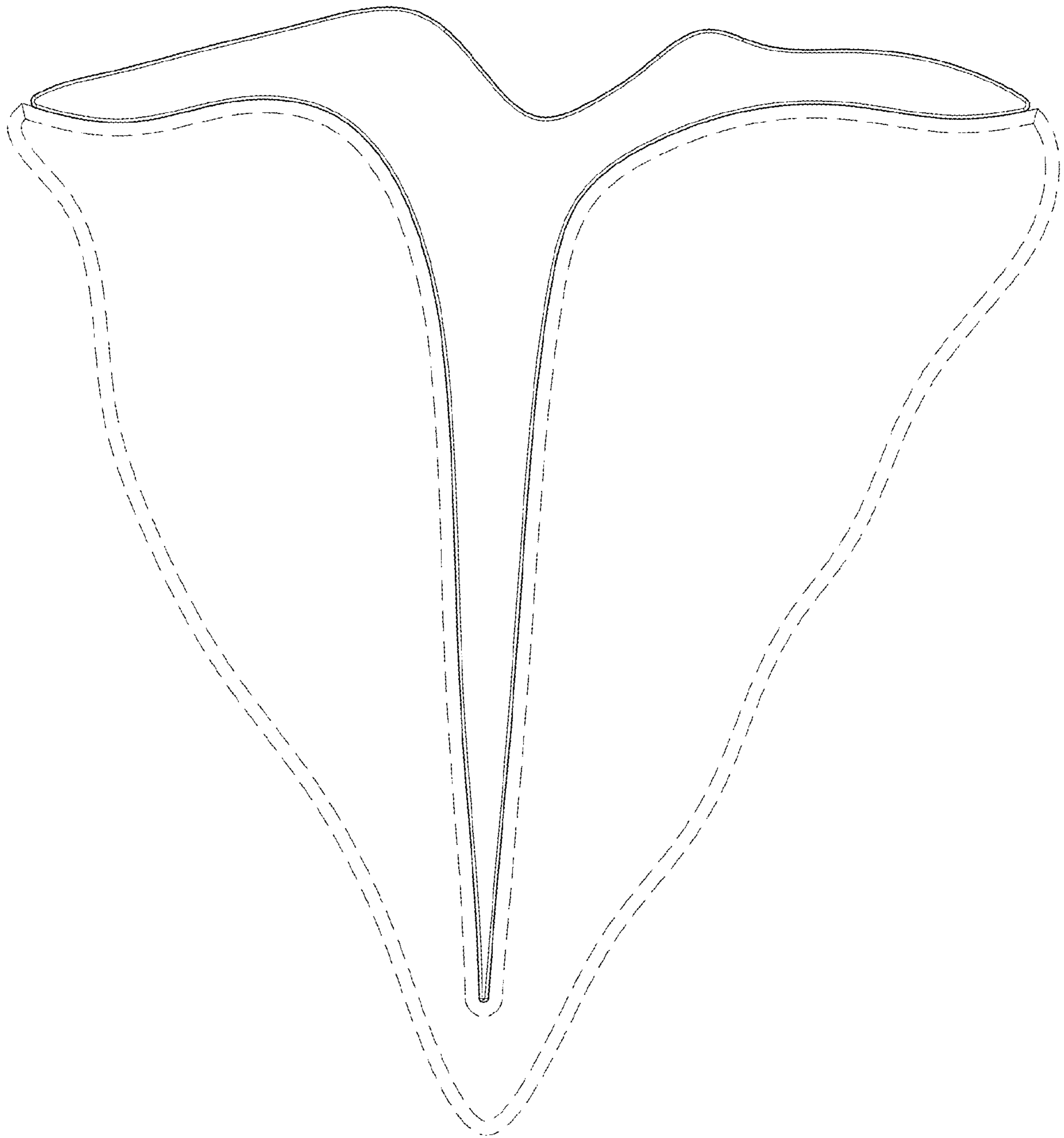


FIG. 4

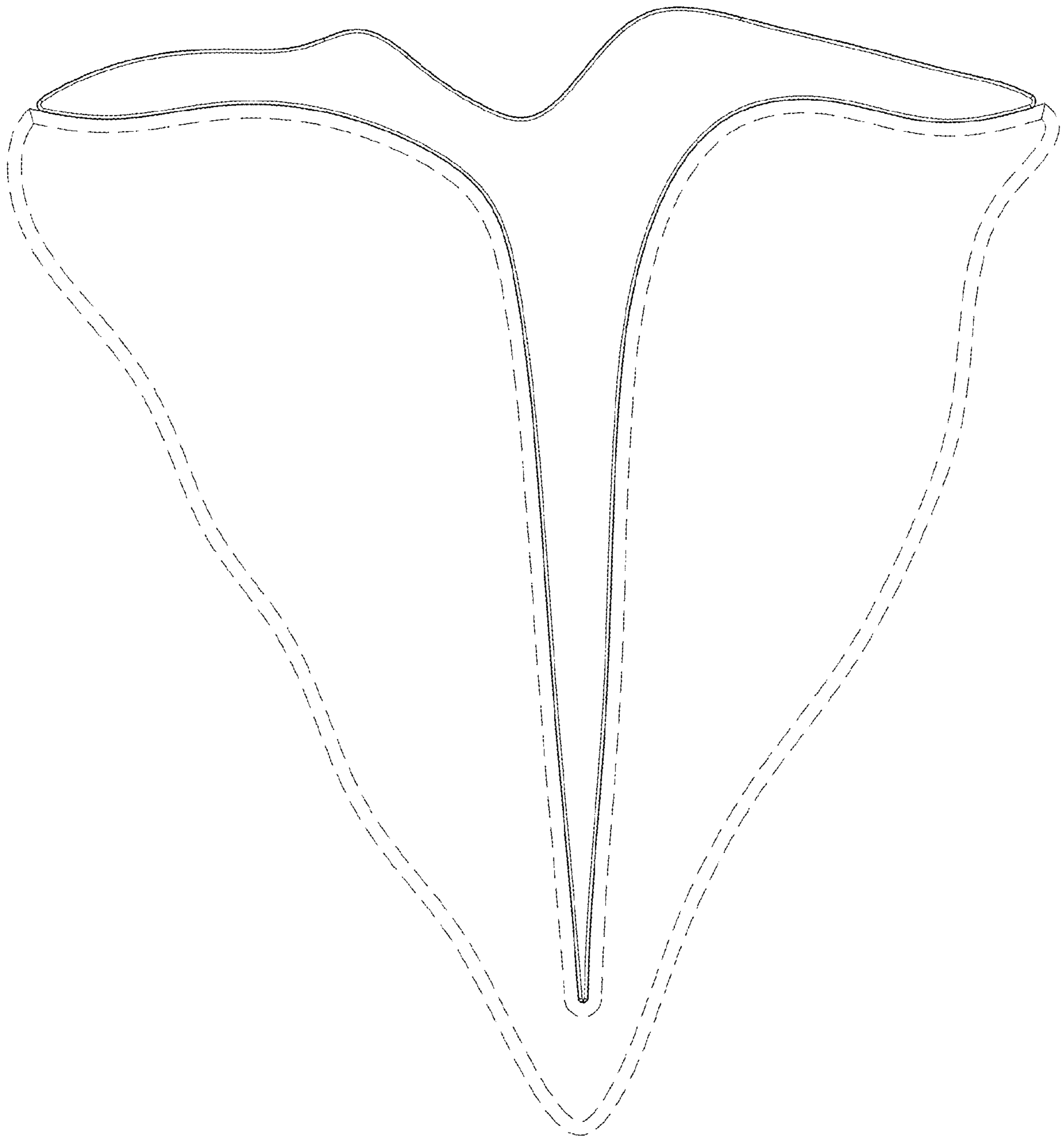


FIG.5




FIG. 6




FIG. 7




FIG. 8

