



US00D872951S

(12) **United States Design Patent**
Mehra et al.

(10) **Patent No.:** **US D872,951 S**
(45) **Date of Patent:** **** Jan. 14, 2020**

- (54) **AIR OUTLET FOR A BLOWER**
- (71) Applicant: **HUSQVARNA AB**, Huskvarna (SE)
- (72) Inventors: **Rajinder Mehra**, Johanneshov (SE);
Nilas Pleje, Hägersten (SE)
- (73) Assignee: **HUSQVARNA AB**, Huskvarna (SE)
- (**) Term: **15 Years**
- (21) Appl. No.: **29/635,731**
- (22) Filed: **Feb. 2, 2018**

D711,057 S * 8/2014 Crawley D15/12
 D719,307 S * 12/2014 Carl D15/12
 D729,999 S * 5/2015 Aoi D15/12
 D735,960 S * 8/2015 Zhang D32/15
 D741,917 S * 10/2015 Tinius D15/15
 D742,603 S * 11/2015 Tschopp D15/12
 (Continued)

FOREIGN PATENT DOCUMENTS

EP 001870882-0016 A1 5/2011
 EP 001870882-0010 A1 6/2011
 (Continued)

OTHER PUBLICATIONS

Shindaiwa Industry Co., Ltd, once appeared on the website, HT2200S-600, retrieved from Internet URL: <http://www.shindaiwa.co.jp/product/trimmer/ht2200s/index.html>, pp. 4.
 (Continued)

(30) **Foreign Application Priority Data**

Aug. 4, 2017 (EM) 004134047-0002

- (51) **LOC (12) Cl.** **15-05**
- (52) **U.S. Cl.**
USPC **D32/15; D15/12**
- (58) **Field of Classification Search**
USPC D32/1, 15-19, 21, 25; D15/11, 12, 5, 17;
D23/213, 383
CPC ... A47L 5/14; A47L 9/32; A01G 1/125; F04B
17/00; F04B 35/04
See application file for complete search history.

Primary Examiner — Michelle E. Wilson
 (74) *Attorney, Agent, or Firm* — Burr & Forman, LLP

(57) **CLAIM**

The ornamental design for the air outlet for a blower, as shown and described.

DESCRIPTION

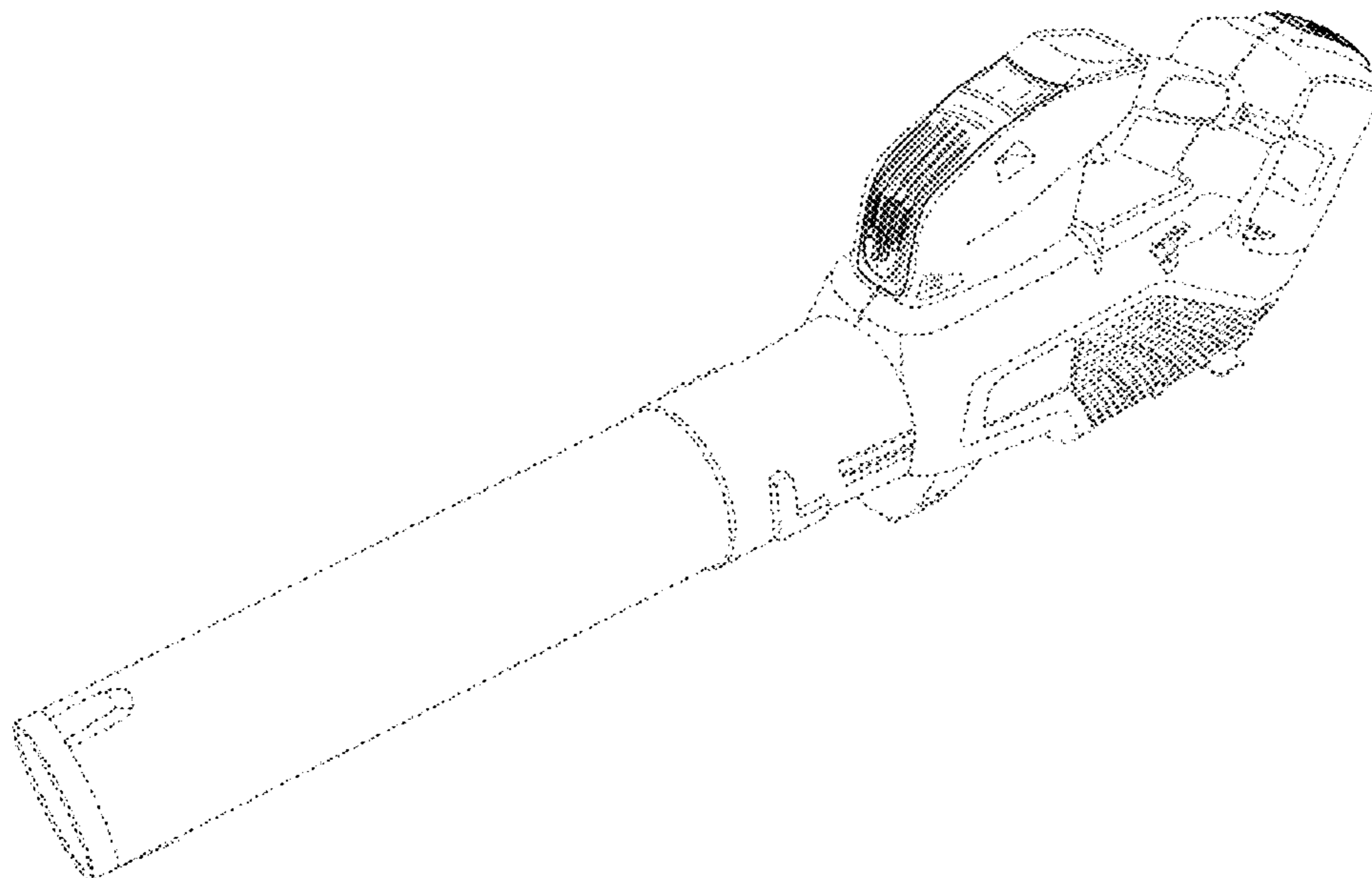
FIG. 1 is a perspective view of a blower having an air outlet in accordance with an embodiment of the present invention; FIG. 2 is a front view of the blower of FIG. 1; FIG. 3 is a rear view of the blower of FIG. 1; FIG. 4 is a left side view of the blower of FIG. 1; FIG. 5 is a right side view of the blower of FIG. 1; FIG. 6 is a top side view of the blower of FIG. 1; and, FIG. 7 is a bottom view of the blower of FIG. 1. The broken lines of the blower in FIGS. 1-7 are illustrative of the visible environmental structure of the blower and form no part of the claimed design.

1 Claim, 7 Drawing Sheets

(56) **References Cited**

U.S. PATENT DOCUMENTS

D349,983 S * 8/1994 Tuggle D32/15
 D400,322 S * 10/1998 Webster D32/15
 D416,360 S * 11/1999 Enkyo D32/15
 D468,874 S * 1/2003 Nawrozki D32/15
 D469,931 S * 2/2003 Nawrozki D32/15
 D529,243 S * 9/2006 Noma D32/15
 D569,055 S * 5/2008 Bochmann D32/15
 D584,461 S * 1/2009 Sweeney D32/15
 D637,774 S * 5/2011 Li D32/15
 D668,822 S * 10/2012 Tinius D32/15



(56)

References Cited

U.S. PATENT DOCUMENTS

D746,004 S * 12/2015 Murray D15/12
D748,876 S * 2/2016 Carl D15/12
D748,877 S * 2/2016 Tirone D15/12
D798,513 S * 9/2017 Tinius D32/15
D812,825 S * 3/2018 Smith D32/15

FOREIGN PATENT DOCUMENTS

JP 1386580 S 4/2010
JP 1442499 S 4/2012
JP 1442500 S 4/2012
JP 1442816 S 4/2012
JP 1482456 S 10/2013
JP 1621116 S 12/2018

OTHER PUBLICATIONS

Shindaiwa Industry Co., Ltd, once appeared on the website, HT2200S-600B, retrieved from Internet URL: <http://www.shindaiwa.co.jp/product/trimmer/ht2200s/index.html>, pp. 4.

Shindaiwa Industry Co., Ltd, once appeared on the website, HT2200S-750, retrieved from Internet URL: <http://www.shindaiwa.co.jp/product/trimmer/ht2200s/index.html>, pp. 4.

* cited by examiner

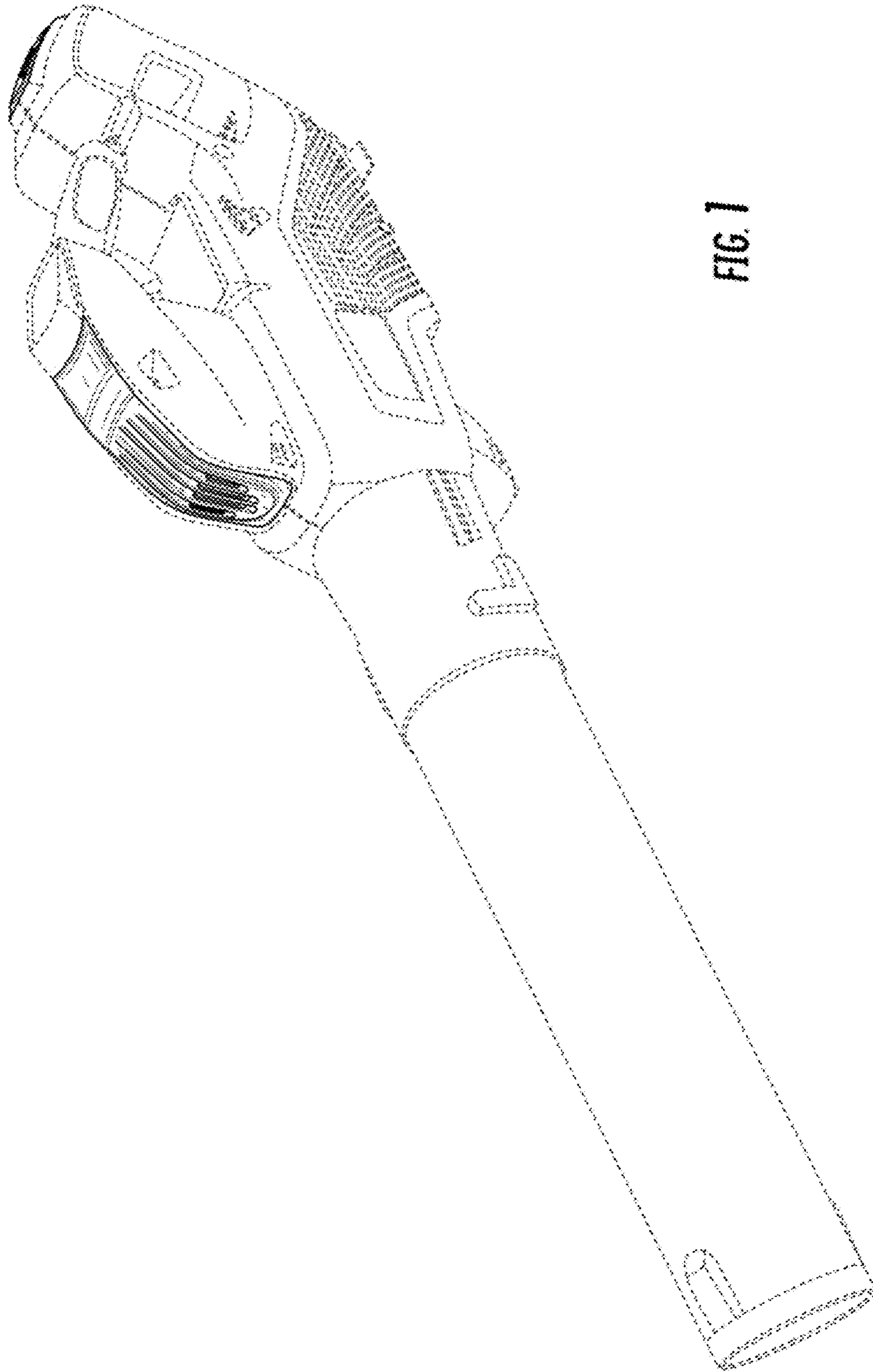


FIG. 1

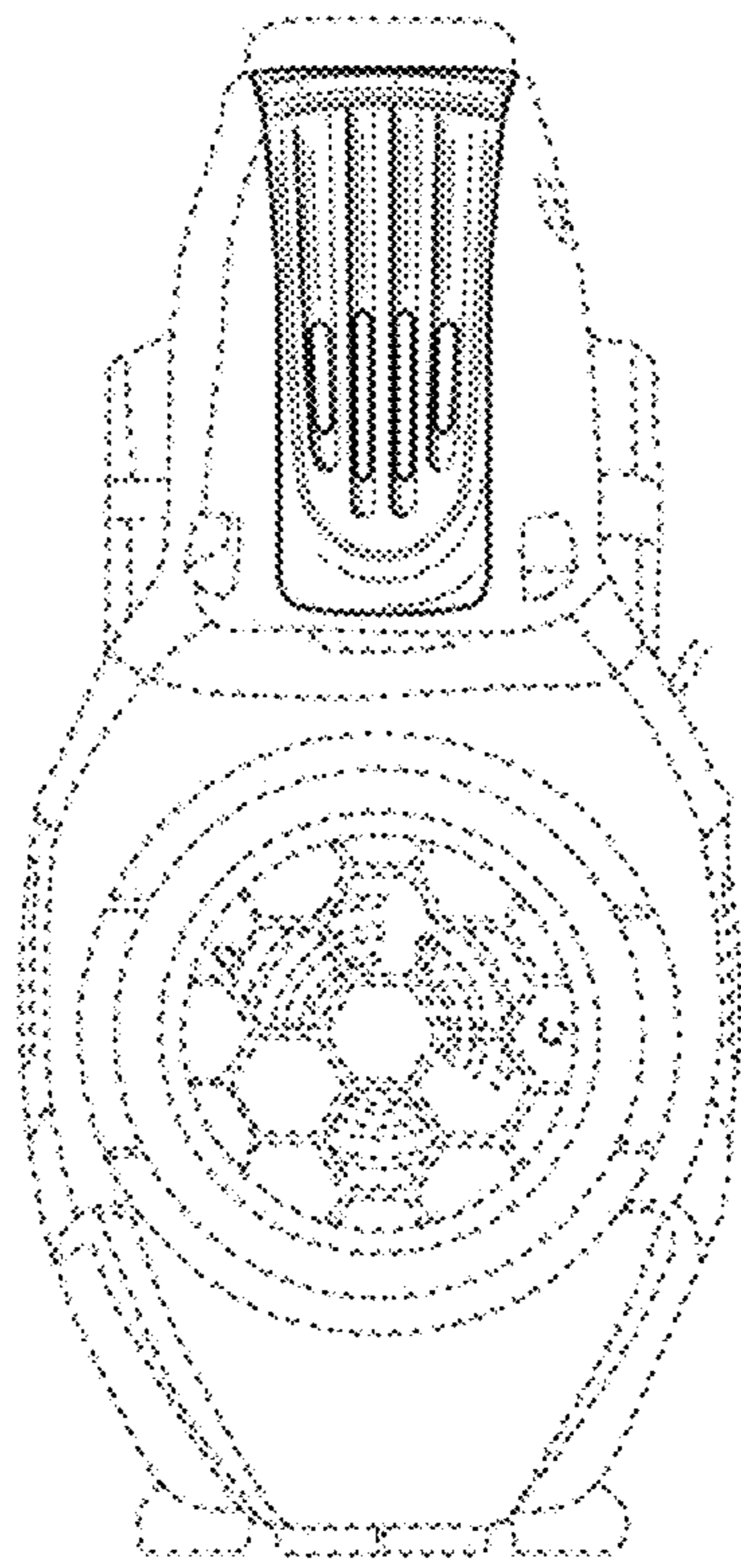


FIG. 2

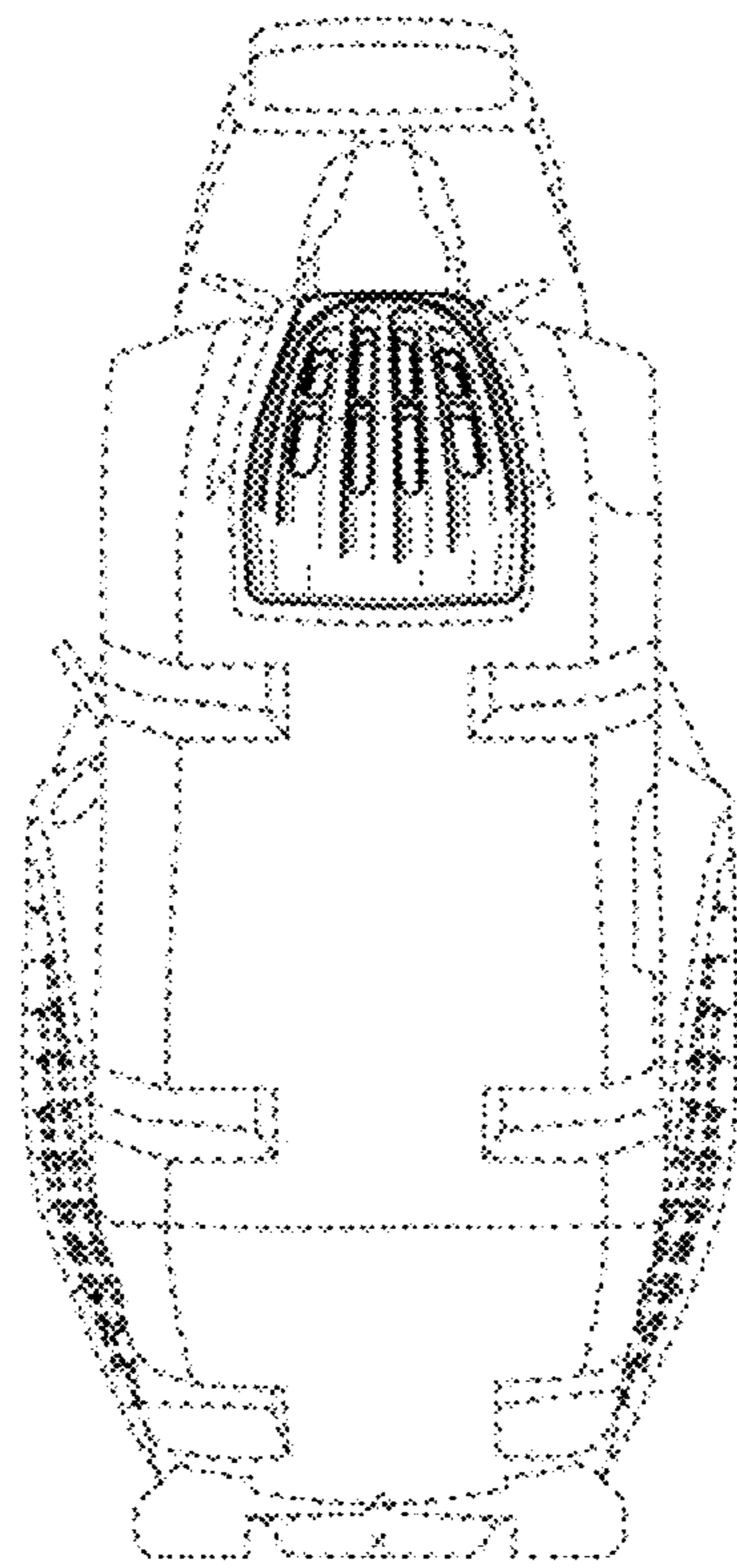


FIG. 3

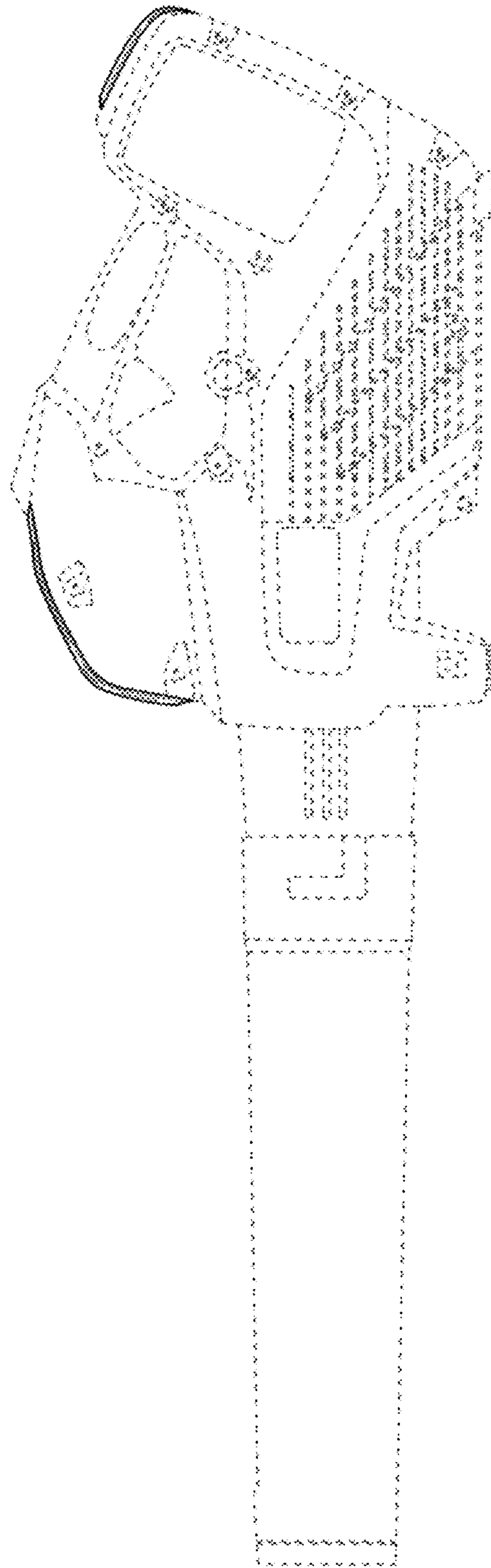


FIG. 4

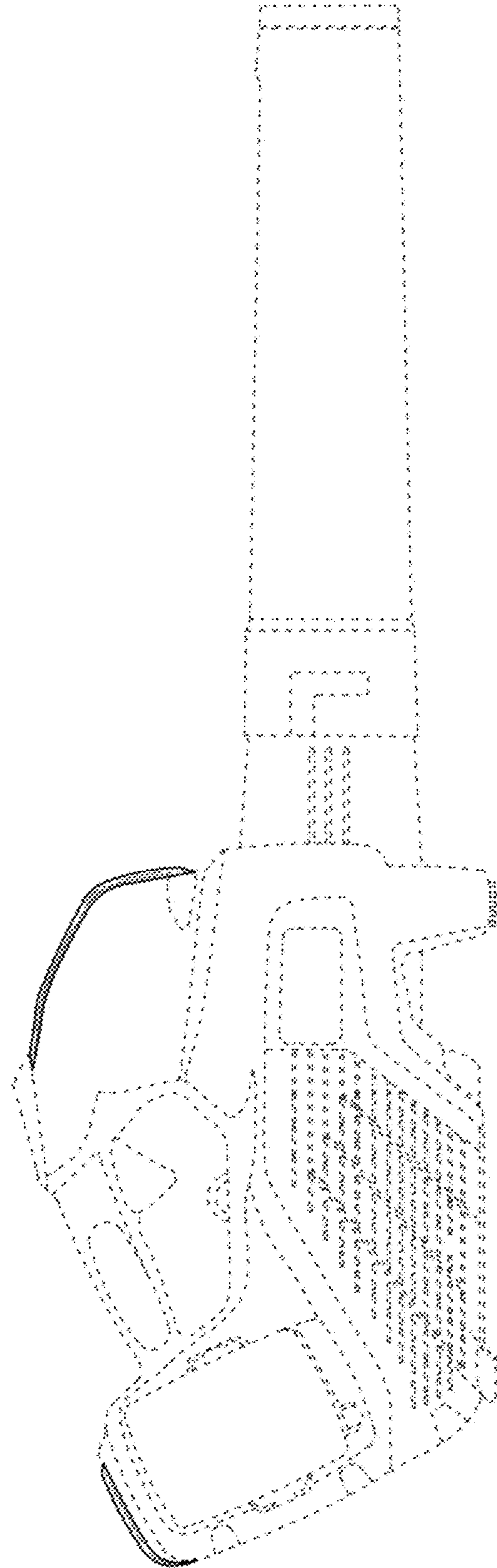


FIG. 5

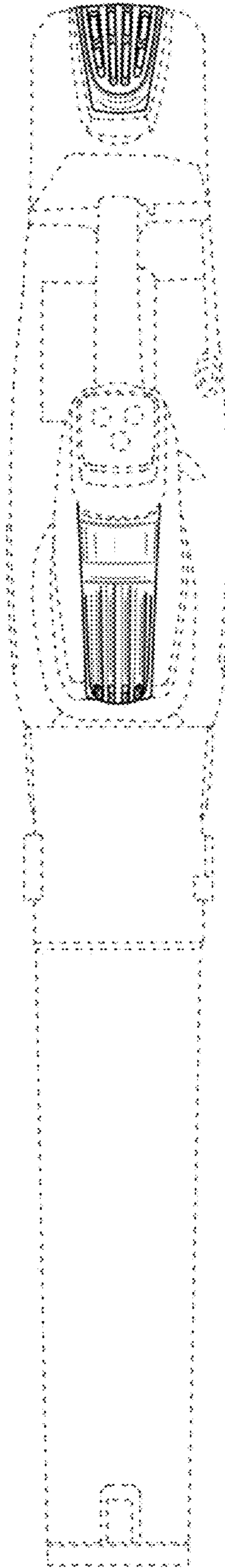


FIG. 6




FIG. 7