



US00D872947S

(12) **United States Design Patent**
Haney

(10) **Patent No.:** **US D872,947 S**
(45) **Date of Patent:** **** Jan. 14, 2020**

(54) **BIRD FEEDER**
(71) Applicant: **WOODSTREAM CORPORATION,**
Lititz, PA (US)
(72) Inventor: **Luke Benjamin Haney,** Lititz, PA (US)
(73) Assignee: **WOODSTREAM CORPORATION,**
Lititz, PA (US)
(**) Term: **15 Years**
(21) Appl. No.: **29/643,164**
(22) Filed: **Apr. 5, 2018**

4,901,673 A * 2/1990 Overstreet A01K 39/00
119/72
D347,714 S * 6/1994 Maple D30/128
5,479,879 A * 1/1996 Biek A01K 39/0113
119/52.2
5,682,835 A * 11/1997 Walter A01K 39/012
119/57.8
D698,100 S * 1/2014 Muhr D30/124
2001/0029899 A1* 10/2001 Arlitt A01K 39/0206
119/77
2006/0124067 A1* 6/2006 Taylor A01K 39/0113
119/72
2011/0011345 A1* 1/2011 LoRocco A01K 39/02
119/72
2013/0284103 A1* 10/2013 Colvin A01K 39/024
119/78

(51) **LOC (12) Cl.** **30-03**
(52) **U.S. Cl.**

USPC **D30/124; D30/127**
(58) **Field of Classification Search**
USPC D30/121, 124, 127, 128, 133, 114, 115,
D30/116, 117, 118, 119, 125, 126;
119/51.03, 57.8, 51.01, 52.2, 710, 711,
119/52.3, 464, 707, 709, 57.9, 124, 51.04;
43/2, 131; 47/86, 65, 65.5, 67, 39, 41.12,
47/79; 426/1, 439, 556; D11/121, 120,
D11/79, 117; 428/10, 18, 27; D7/352,
D7/356; 156/256, 263; 66/170; 99/372,
99/377, 403; 425/318, 395, 404;
248/175, 27.8; 211/85.31, 88.03, 23;
362/122, 227, 249.15, 249.16, 249.18,
362/806; D9/569, 538-543, 516, 545,
D9/556-559; D22/119, 122
CPC A01K 39/02; A01K 39/0206; A01K 39/04;
A01K 39/012; A01K 39/026; A01K
39/024; A01K 39/022; A01K 39/0125;
A01K 39/01; A01K 39/00; A01K
39/0113; A01K 39/06
See application file for complete search history.

(56) **References Cited**
U.S. PATENT DOCUMENTS
3,125,069 A * 3/1964 Fowler A01K 39/0206
119/77
4,664,066 A * 5/1987 Steuernagel A01K 39/012
119/52.2

(Continued)

Primary Examiner — Susan Moon Lee
(74) *Attorney, Agent, or Firm* — Jacobson Holman,
PLLC.

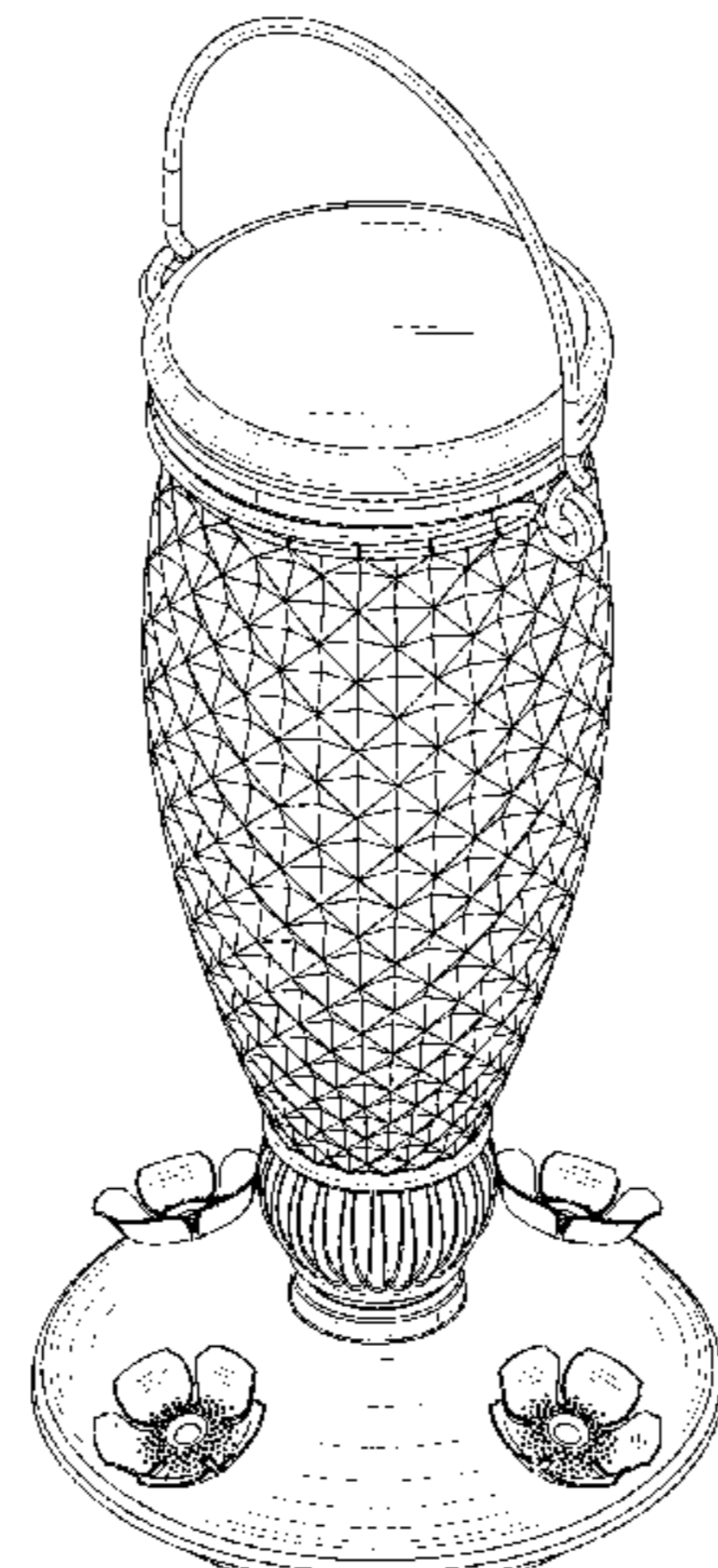
(57) **CLAIM**

I claim the ornamental design for a bird feeder, as shown and described.

DESCRIPTION

FIG. 1 is a front perspective view of a bird feeder embodying my design;
FIG. 2 is a front elevation view of the bird feeder of FIG. 1, the back elevation view being identical;
FIG. 3 is a right side view of the bird feeder of FIG. 1, the left side view being identical;
FIG. 4 is a bottom perspective view of the bird feeder of FIG. 1;
FIG. 5 is a top plan view thereof; and,
FIG. 6 is a bottom view thereof.

1 Claim, 6 Drawing Sheets



(56)

References Cited

U.S. PATENT DOCUMENTS

2014/0060438 A1* 3/2014 Cote A01K 39/0113
119/51.01
2014/0109835 A1* 4/2014 Colvin A01K 39/0206
119/74
2015/0020742 A1* 1/2015 Faunce A01K 39/0206
119/78
2016/0007574 A1* 1/2016 Lipford A01K 39/0206
119/72
2019/0159432 A1* 5/2019 Bruno A01K 39/0113
2019/0320619 A1* 10/2019 Haney A01K 39/0206

* cited by examiner

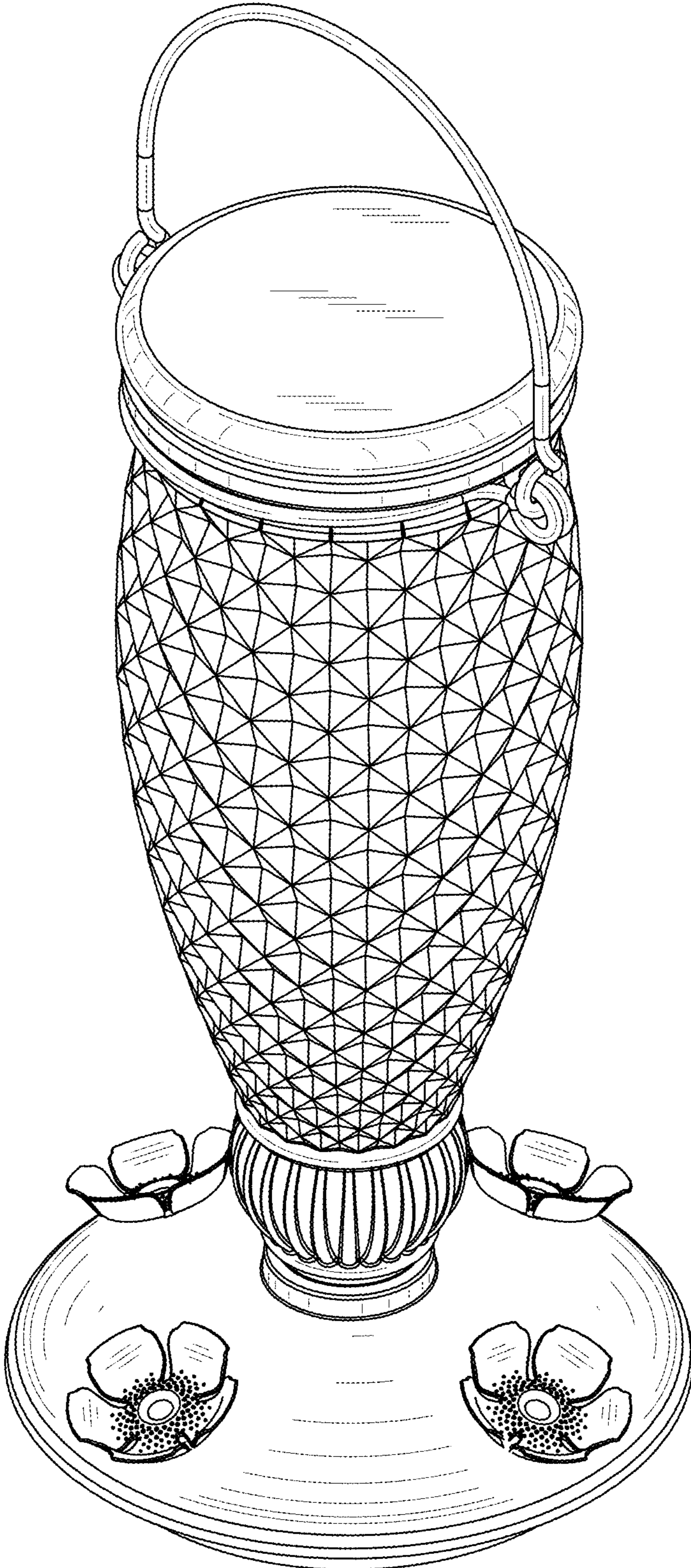


FIG. 1

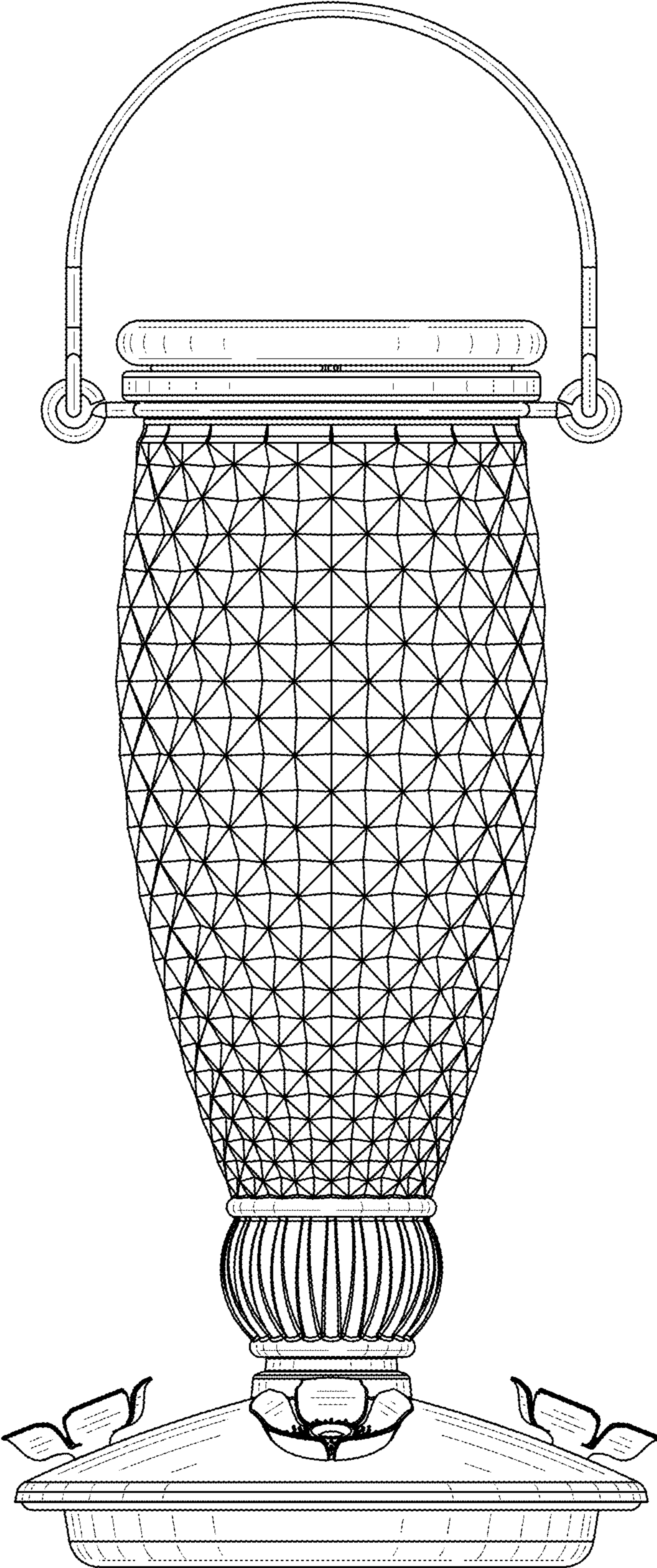


FIG. 2

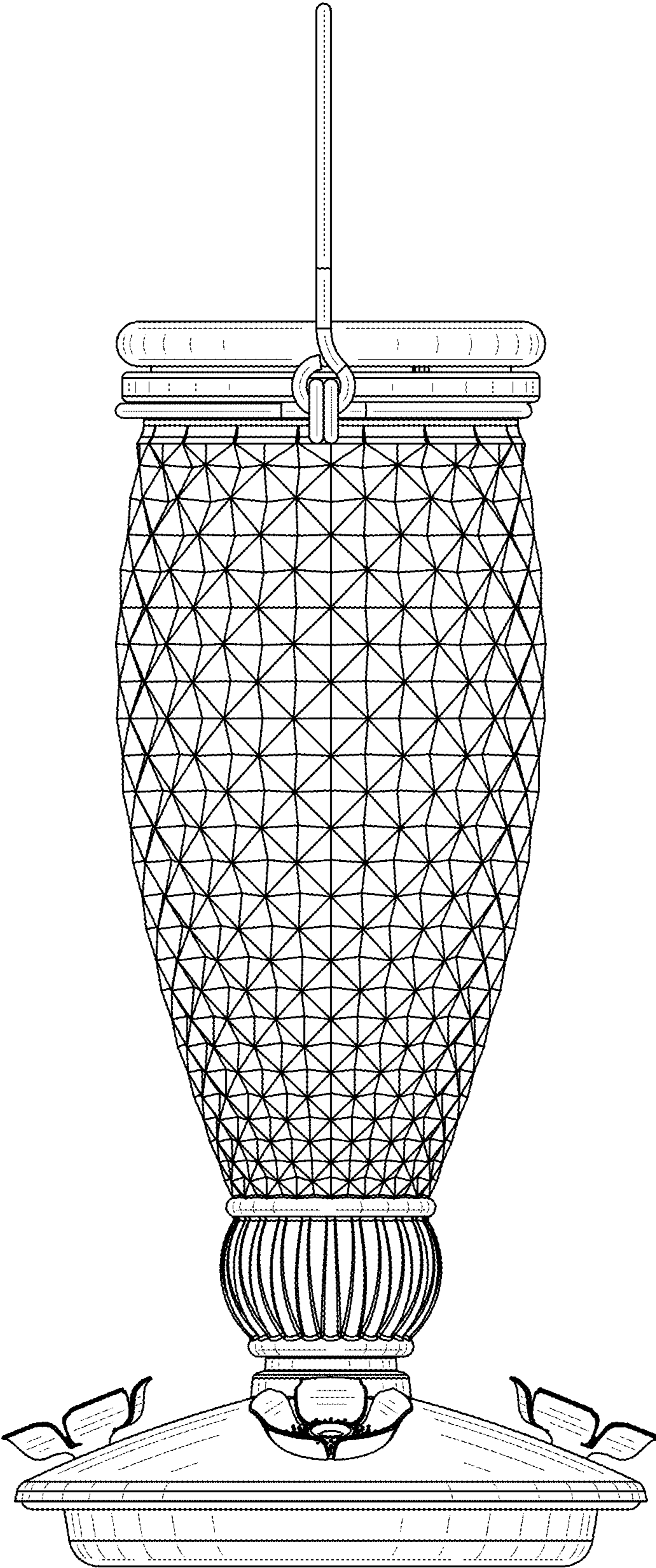


FIG. 3

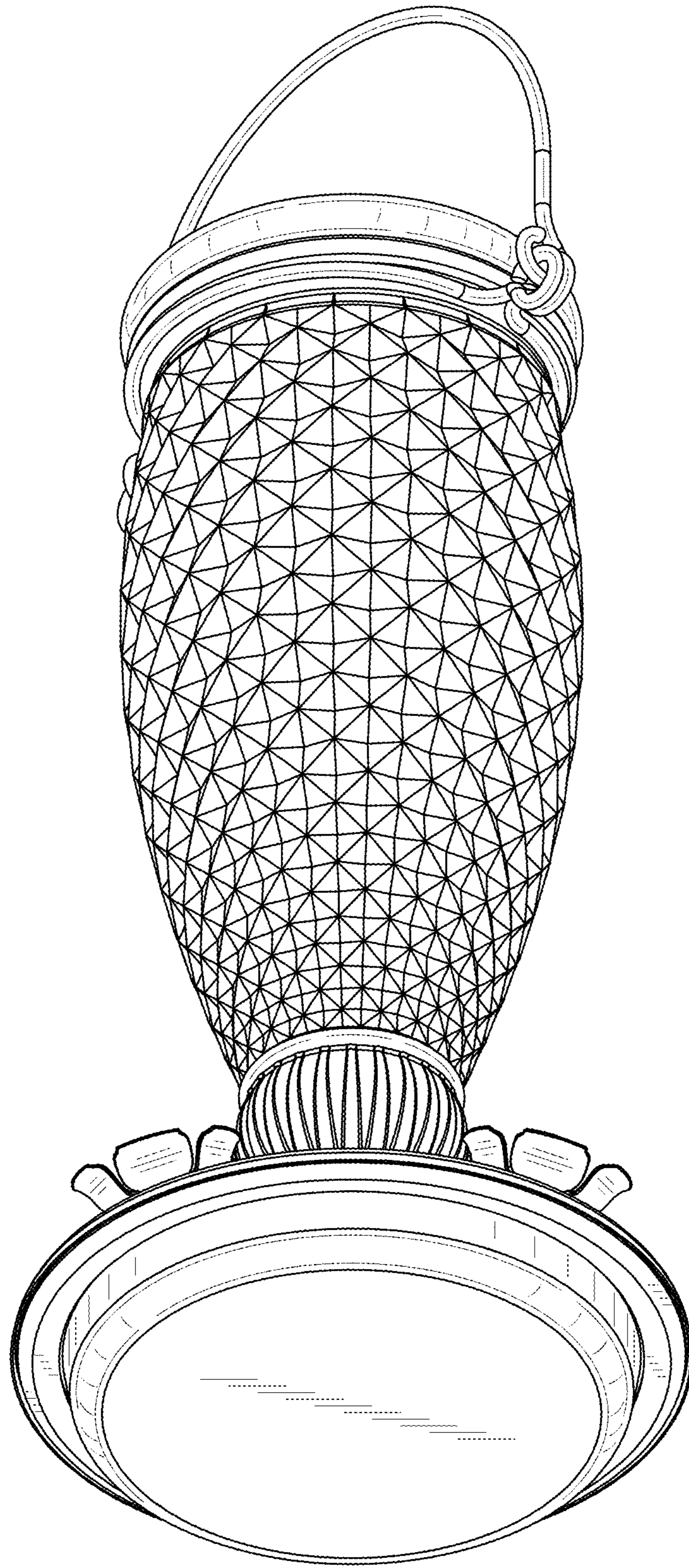


FIG. 4




FIG. 5

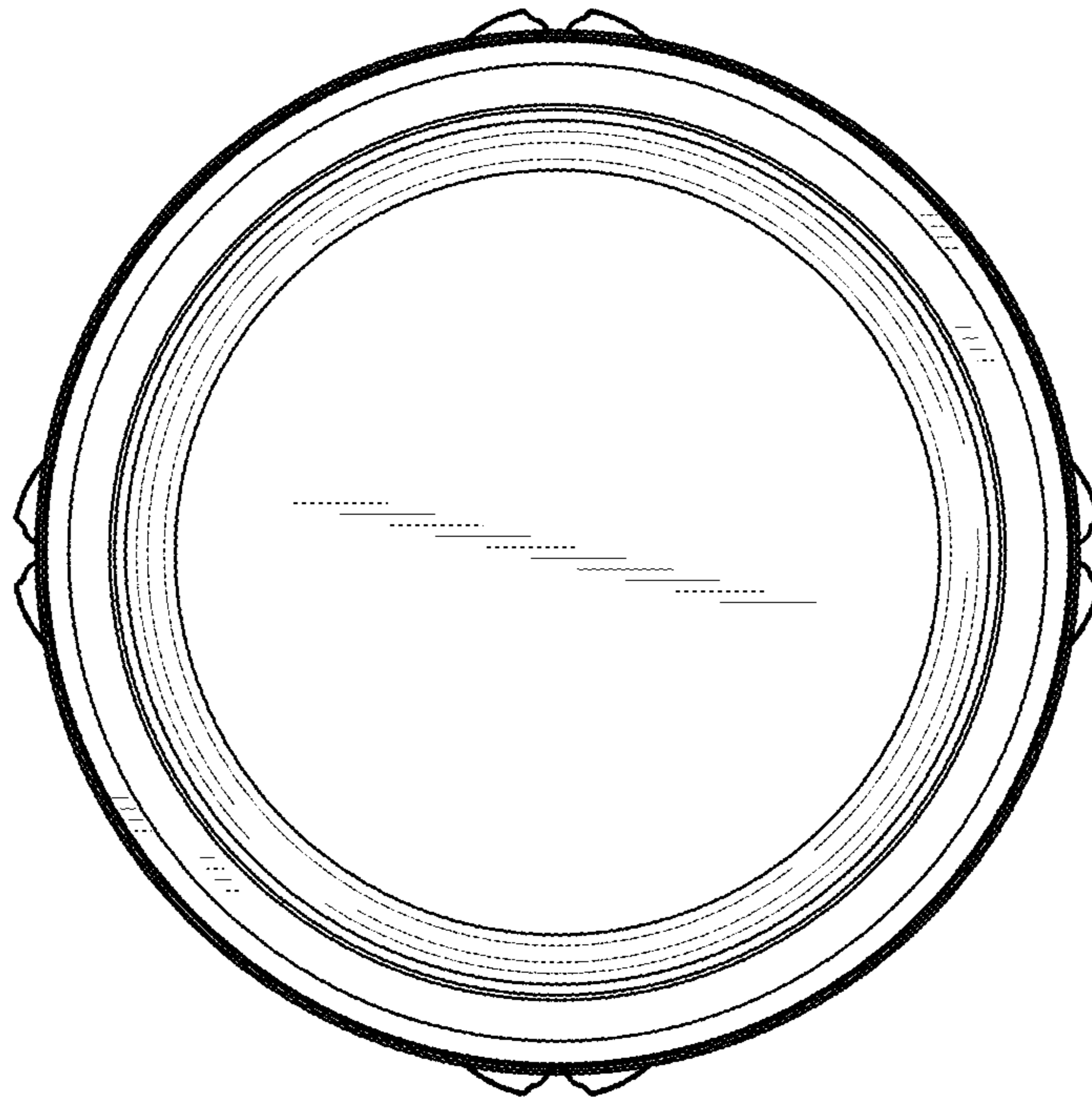


FIG. 6