



US00D872943S

(12) **United States Design Patent**
Hall et al.

(10) **Patent No.:** **US D872,943 S**

(45) **Date of Patent:** **** Jan. 14, 2020**

(54) **MANDIBLE GUARD**

(71) Applicant: **RM Soldier Systems, Ltd.**,
Wilmington, DE (US)

(72) Inventors: **Edward R. Hall**, Starksboro, VT (US);
Stéphane Lebel, St. Redempteur (CA);
Dominic Giroux Bernier, St-Gabriel de
Brandon (CA); **Bastien Jourde**,
Montréal (CA); **Philippe Lefebvre**,
Montréal (CA); **Hugues Rivest**,
Montréal (CA)

(73) Assignee: **RM Soldier Systems, Ltd.**,
Wilmington, DE (US)

(**) Term: **15 Years**

(21) Appl. No.: **29/638,283**

(22) Filed: **Feb. 26, 2018**

Related U.S. Application Data

(62) Division of application No. 29/579,739, filed on Oct.
3, 2016, now Pat. No. Des. 814,707.

(51) **LOC (12) Cl.** **29-02**

(52) **U.S. Cl.**
USPC **D29/122**

(58) **Field of Classification Search**

USPC D29/100, 102, 106, 108, 110, 122;
D2/865, 880, 881; 2/455, 456, 410, 7, 8,
2/2, 424, 425, 9, 468, 171, 205, 206;
128/201.23, 857

CPC A41D 13/05; A41D 13/11; A41D 13/1107;
A41D 13/1161; A41D 13/113; A41D
13/1138; A41D 13/1146; A42B 3/18;
A42B 3/20; A42B 3/205; A42B 3/32;
A42B 3/326; A42B 3/00; A42B 3/04;
A42B 3/0406; A42B 3/08; A42B 3/085;
A42B 1/008; A61F 9/06; A63B 71/08;
A63B

(Continued)

(56) **References Cited**

U.S. PATENT DOCUMENTS

D229,127 S 11/1973 Franklin
3,886,596 A 6/1975 Franklin et al.
(Continued)

FOREIGN PATENT DOCUMENTS

CN 3026842 D 8/1994
CN 3224454 D 2/2002
(Continued)

OTHER PUBLICATIONS

[No Author Listed], Moto Visor & Mandible for Sentry Image.
NFM Group. Accessed Sep. 30, 2016. Available at: <http://www.nfm.no/moto-visor--mandible-for-sentry.p.html>. 2 pages.

(Continued)

Primary Examiner — Elizabeth J Oswecki

(74) *Attorney, Agent, or Firm* — Wolf, Greenfield &
Sacks, P.C.

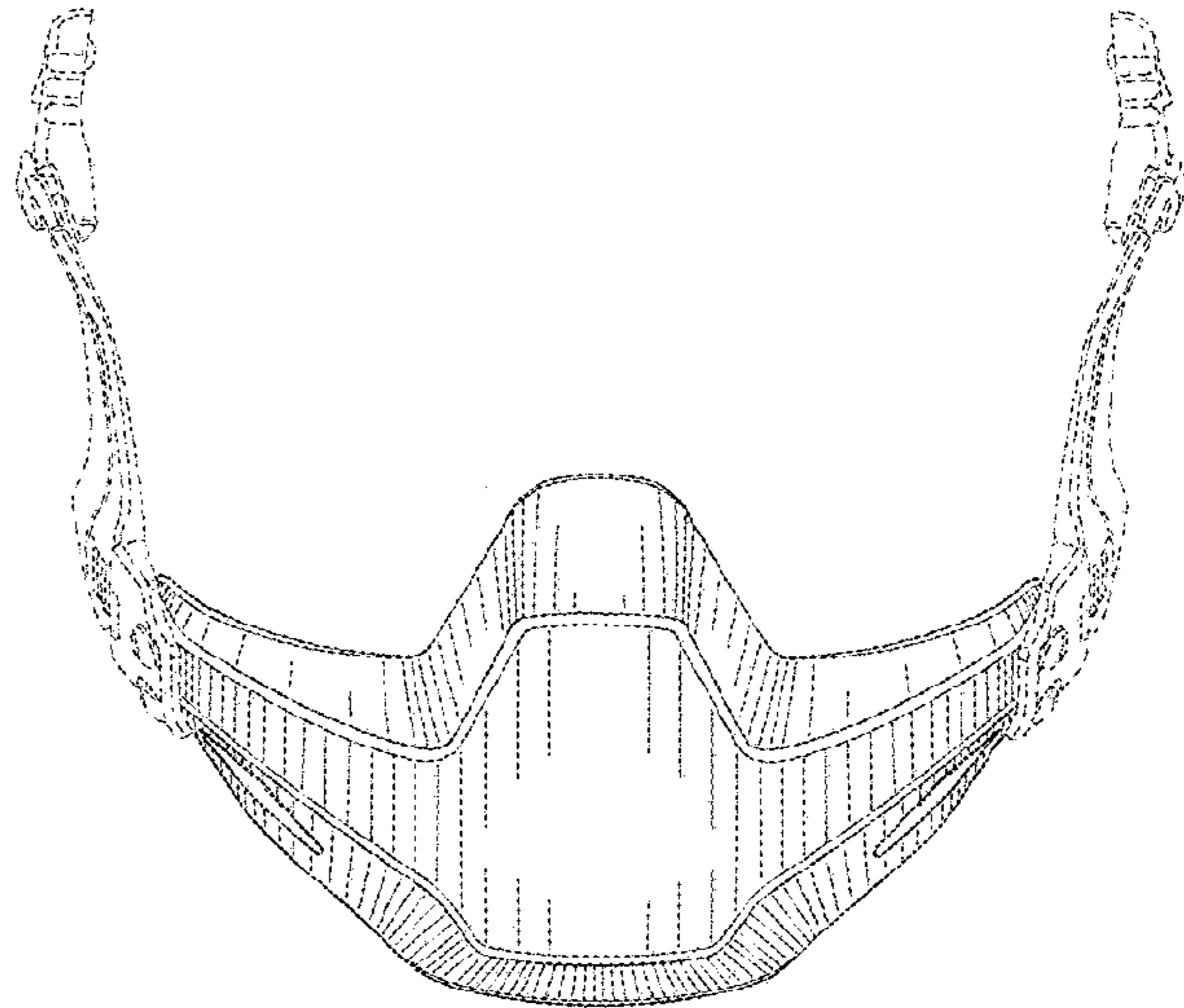
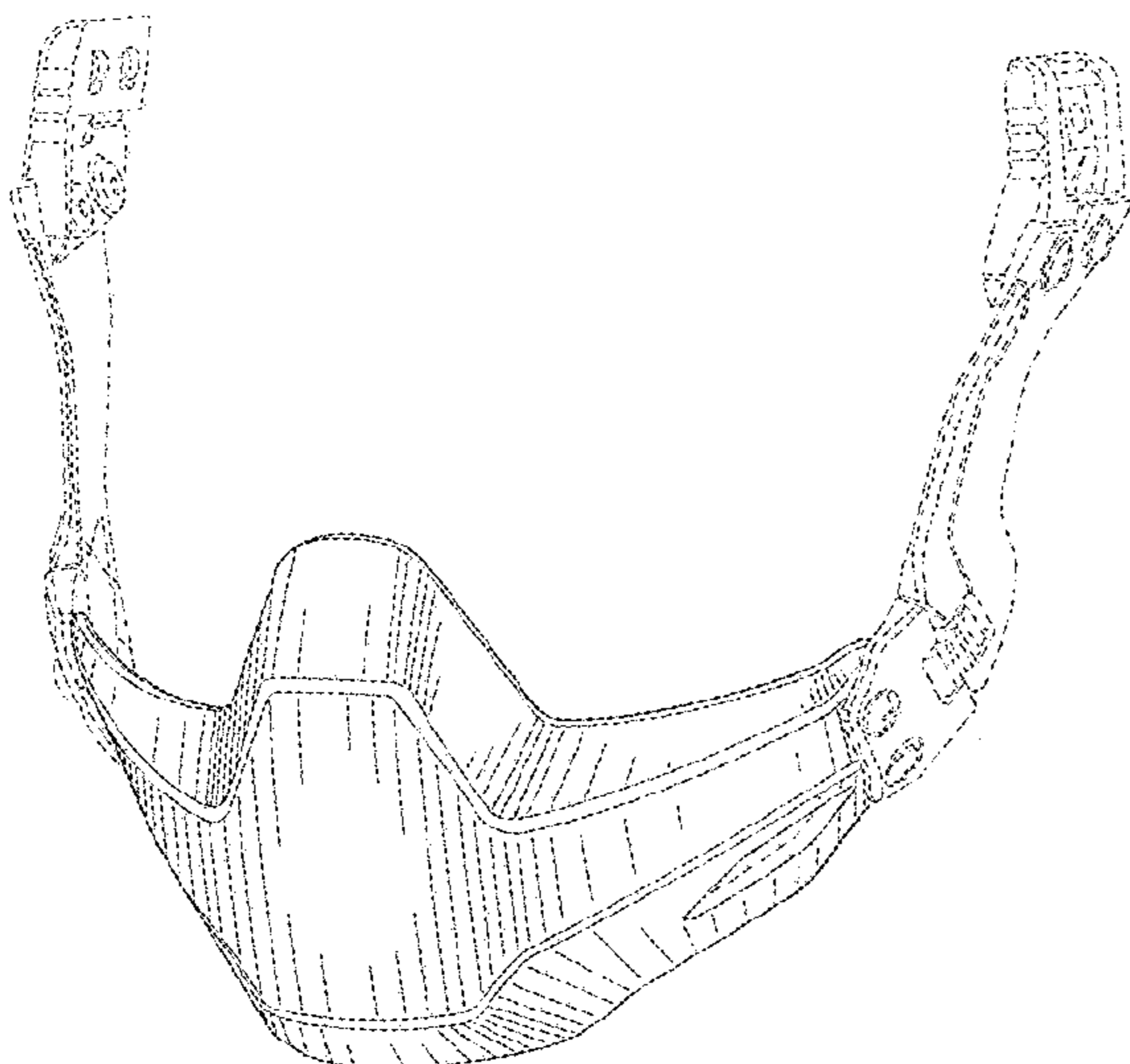
(57) **CLAIM**

The ornamental design for a mandible guard, as shown and
described.

DESCRIPTION

FIG. 1 is a top, front, right side perspective view of a
mandible guard showing our new design;
FIG. 2 is a front view thereof;
FIG. 3 is a rear view thereof;
FIG. 4 is a left side elevation view thereof;
FIG. 5 is a right side elevation view thereof;
FIG. 6 is a top plan view thereof; and,
FIG. 7 is a bottom plan view thereof.
The broken lines illustrate portions of the mandible guard
that form no part of the claimed design.

1 Claim, 6 Drawing Sheets



(58) **Field of Classification Search**
 CPC 71/085; A63B 71/10; A63B 71/12; A63B
 71/1291
 See application file for complete search history.

(56) **References Cited**
 U.S. PATENT DOCUMENTS

D243,127 S 1/1977 Farquharson
 D243,128 S 1/1977 Morgan
 D246,012 S 10/1977 Minette
 4,250,577 A 2/1981 Smith
 5,003,632 A 4/1991 Claude
 D406,402 S 3/1999 Simpson
 6,289,521 B1 9/2001 Ikeda
 D499,213 S 11/2004 Lee
 D526,092 S 8/2006 Egger et al.
 D536,833 S 2/2007 Broersma
 7,181,777 B2* 2/2007 Choi A42B 3/222
 2/424
 D548,893 S * 8/2007 Hedge D29/122
 D556,386 S 11/2007 Lee
 D560,315 S 1/2008 Wong
 D584,010 S 12/2008 Fernandes et al.
 D587,858 S 3/2009 Brace et al.
 D592,811 S 5/2009 Juhlin
 D602,648 S 10/2009 Isobe
 D632,439 S 2/2011 Lebel et al.
 D632,440 S * 2/2011 Lebel D29/122
 7,908,667 B2 3/2011 Rogers et al.
 D638,168 S * 5/2011 Lebel D29/107
 D638,172 S 5/2011 Lebel et al.
 D657,497 S 4/2012 Schiebl
 D672,683 S 12/2012 Klotz et al.
 D674,560 S 1/2013 Klotz et al.
 D684,320 S 6/2013 Mateu
 D687,190 S 7/2013 Isobe
 D692,189 S 10/2013 Isobe
 D701,002 S 3/2014 Lebel et al.
 D703,874 S 4/2014 Lebel
 D709,653 S * 7/2014 Lebel D29/122
 D711,051 S 8/2014 Noordzij et al.
 8,793,816 B2 8/2014 Emrich et al.
 D715,005 S 10/2014 Schiebl
 D724,791 S * 3/2015 Cram A42B 3/32
 D29/122
 D738,049 S 9/2015 Gee
 D740,496 S 10/2015 Noordzij et al.
 D747,560 S 1/2016 Daniels et al.
 D748,347 S 1/2016 Noordzij et al.
 D749,796 S * 2/2016 Barmore D29/122
 D767,214 S 9/2016 Shida et al.
 D768,940 S 10/2016 Steffens
 D781,506 S * 3/2017 Lebel D29/122
 9,700,096 B2 7/2017 McGinn et al.
 D795,502 S * 8/2017 Lebel D29/122
 9,788,593 B2 10/2017 Lebel et al.
 D814,707 S 4/2018 Hall et al.

D822,289 S * 7/2018 O'Connell D29/122
 D827,938 S * 9/2018 Lebel D29/122
 D834,762 S * 11/2018 Berggren D29/122
 D840,113 S * 2/2019 O'Connell D29/122
 D850,014 S * 5/2019 O'Connell D29/122
 2005/0015861 A1* 1/2005 Gafforio A42B 3/326
 2/424
 2006/0206995 A1 9/2006 Hong et al.
 2007/0083967 A1* 4/2007 Crossman A42B 3/044
 2/15
 2007/0124842 A1 6/2007 Nascimento et al.
 2007/0250993 A1* 11/2007 Schimpf A42B 3/326
 2/424
 2009/0107514 A1 4/2009 Winningham
 2009/0144872 A1* 6/2009 Lebel A42B 3/221
 2/6.7
 2010/0064405 A1* 3/2010 McGovern A42B 3/225
 2/6.7
 2011/0033406 A1 2/2011 Finan et al.
 2012/0117717 A1 5/2012 McGinn et al.
 2012/0204331 A1* 8/2012 Lebel G02C 3/02
 2/422
 2012/0317706 A1* 12/2012 Lebel F41H 1/08
 2/422
 2014/0033406 A1 2/2014 Lebel et al.
 2014/0075654 A1 3/2014 McGinn et al.
 2015/0135417 A1 5/2015 Lebel et al.
 2015/0342283 A1 12/2015 Lebel et al.

FOREIGN PATENT DOCUMENTS

CN 300874498 D 1/2009
 CN 300898015 D 4/2009
 CN 301525166 S 4/2011
 CN 302024220 S 8/2012
 CN 302224937 S 12/2012
 CN 303121827 S 3/2015
 CN 303279814 S 7/2015
 CN 303798391 S 8/2016
 JP D1302028 5/2007
 JP D1556467 S 8/2016
 KR 30-0346705 3/2004
 KR 30-0837445 2/2016

OTHER PUBLICATIONS

[No Author Listed], Moto Visor & Mandible for Sentry. NFM Group. Accessed Sep. 30, 2016. Available at: <http://www.nfm.no/moto-visor--mandible-for-sentry.p.html>. 2 pages.
 [No Author Listed], System Capabilities. NFM Group. Accessed Sep. 30, 2016. Available at: <http://www.nfm.no/ops-core/system-capabilities.html>. 3 pages.
 U.S. Appl. No. 29/579,739, filed Oct. 3, 2016, Hall et al.
 U.S. Appl. No. 29/638,268, filed Feb. 26, 2018, Hall et al.
 U.S. Appl. No. 15/284,454, filed Oct. 3, 2016, Desjardins et al.
 U.S. Appl. No. 15/284,504, filed Oct. 3, 2016, Hall et al.

* cited by examiner

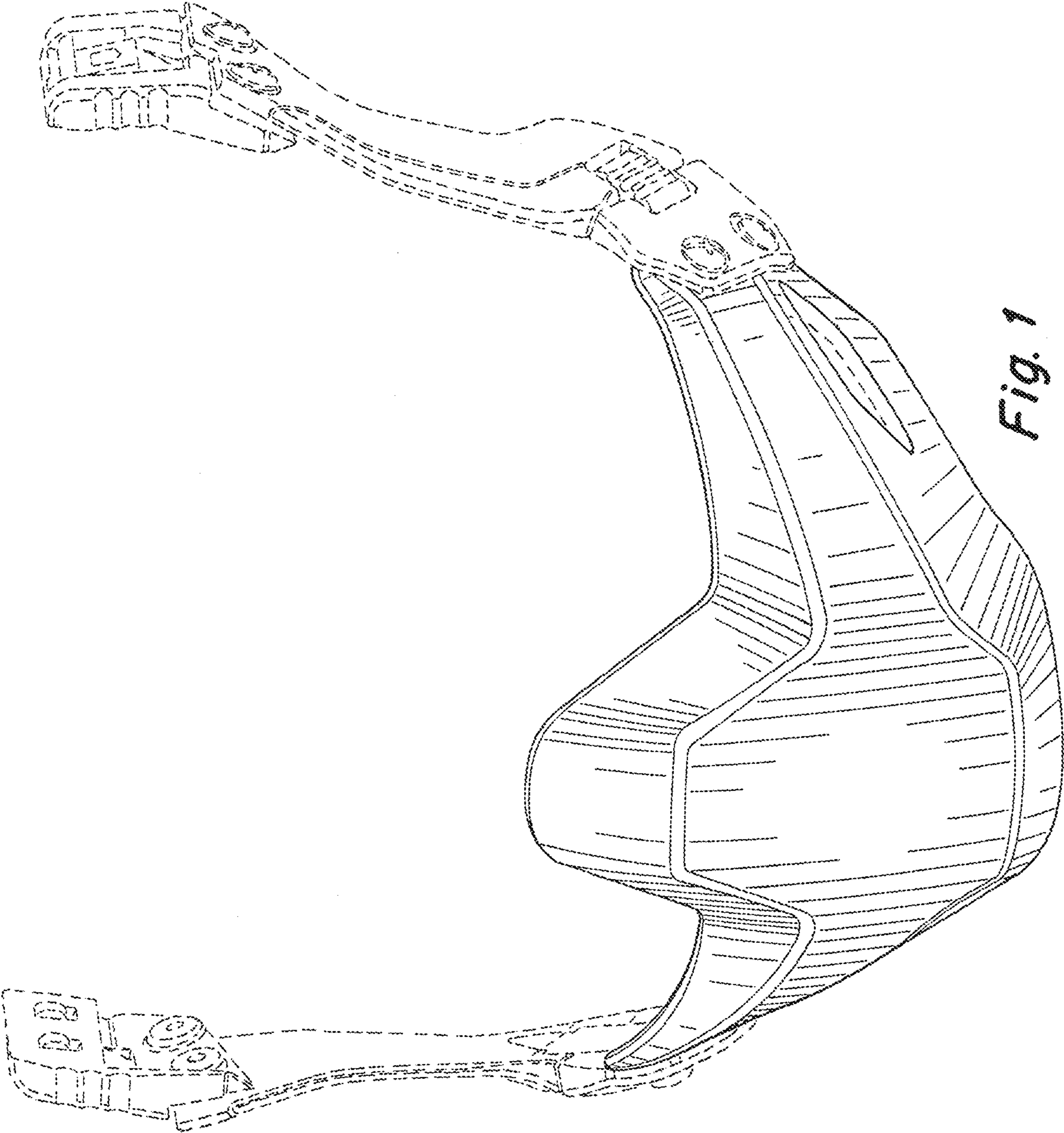


Fig. 1

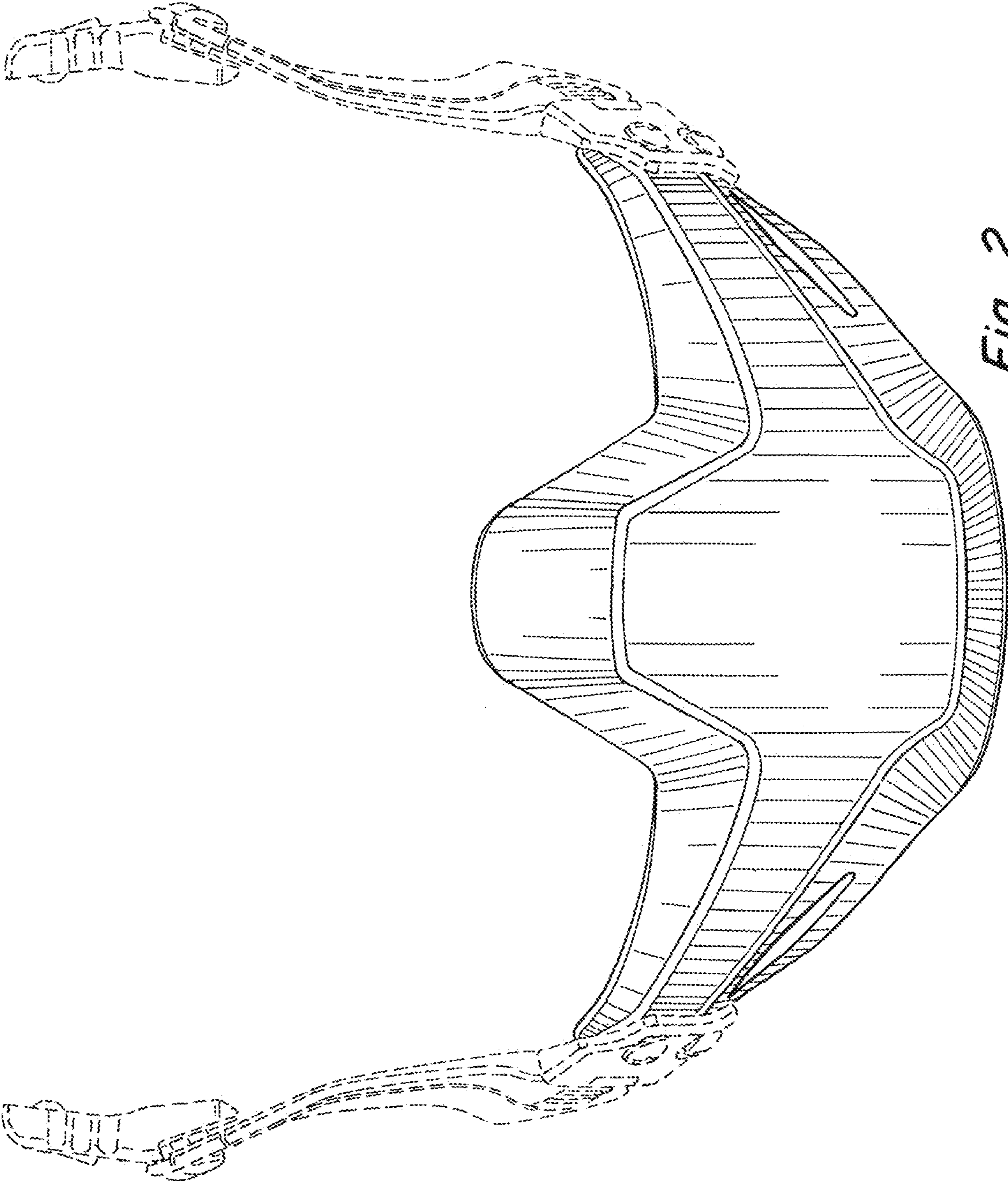


Fig. 2

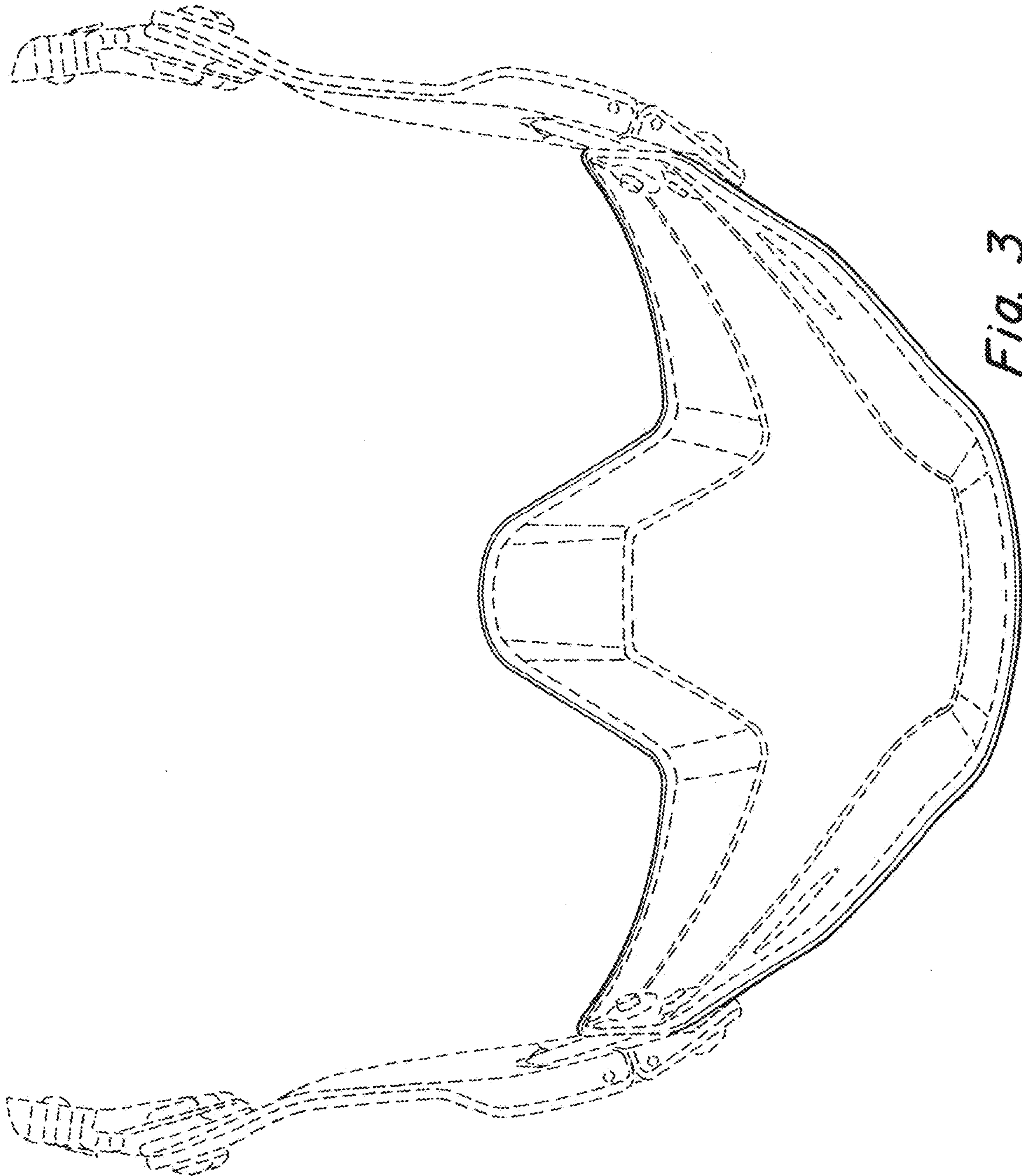


Fig. 3

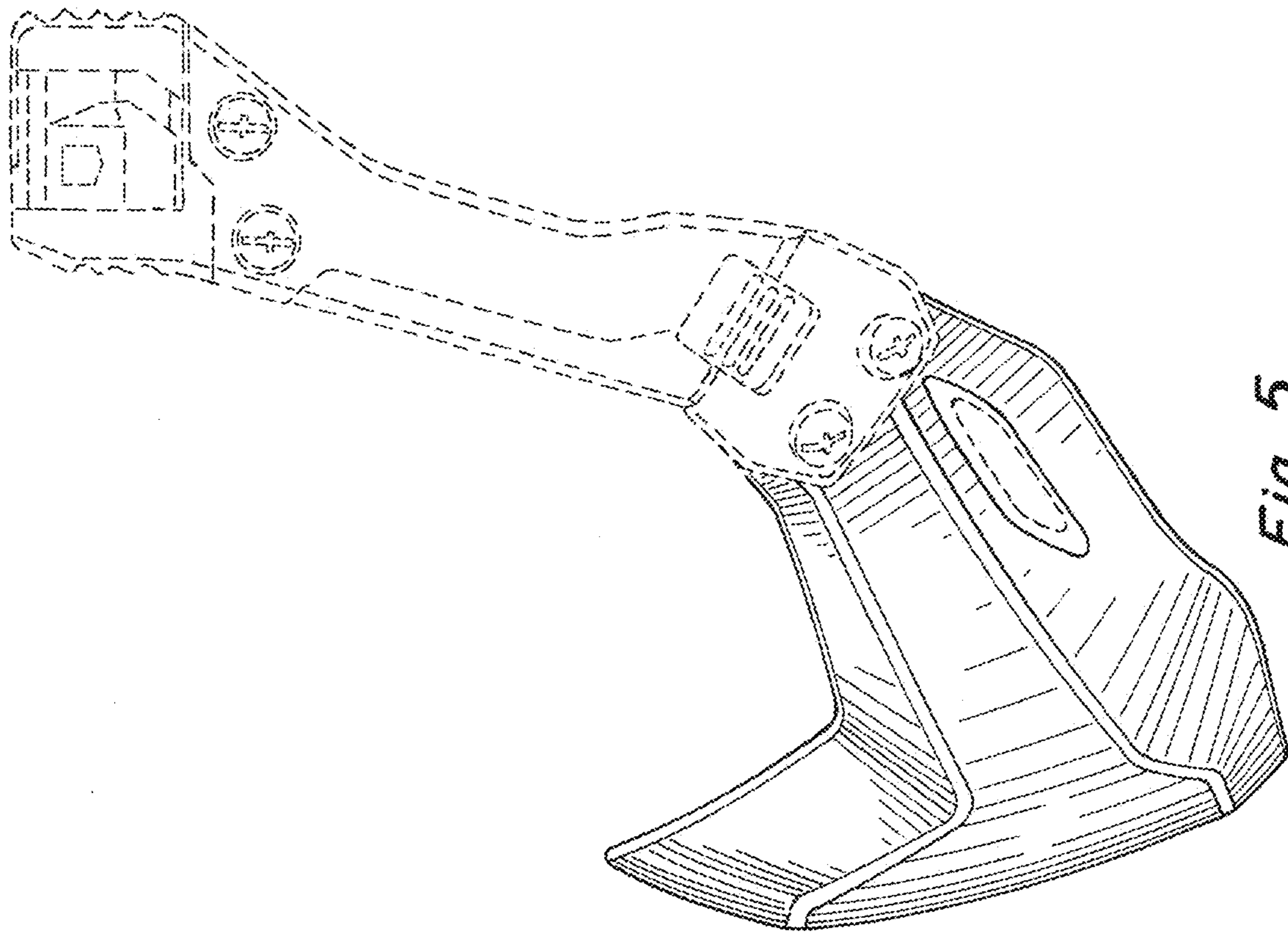


Fig. 5

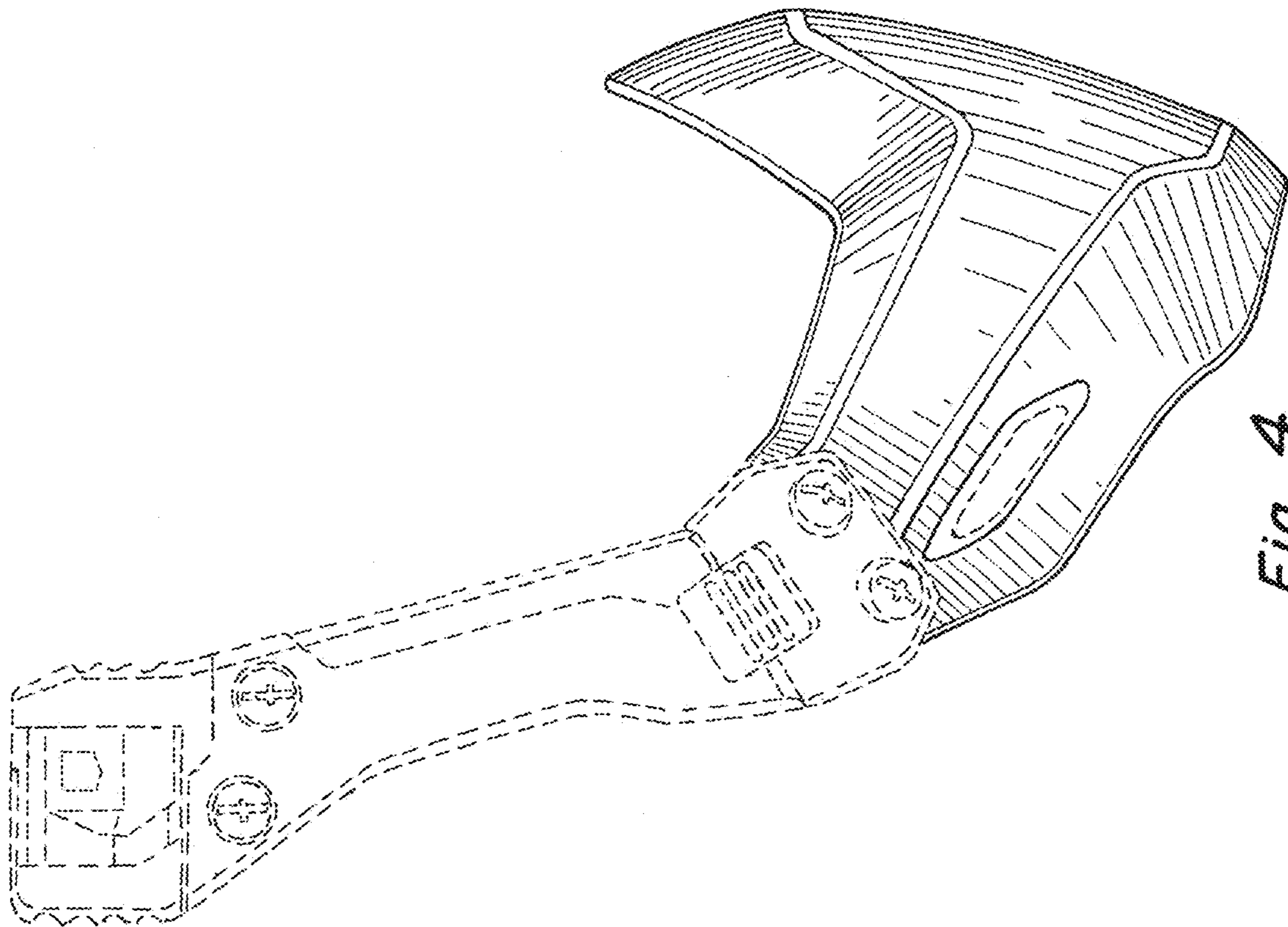


Fig. 4

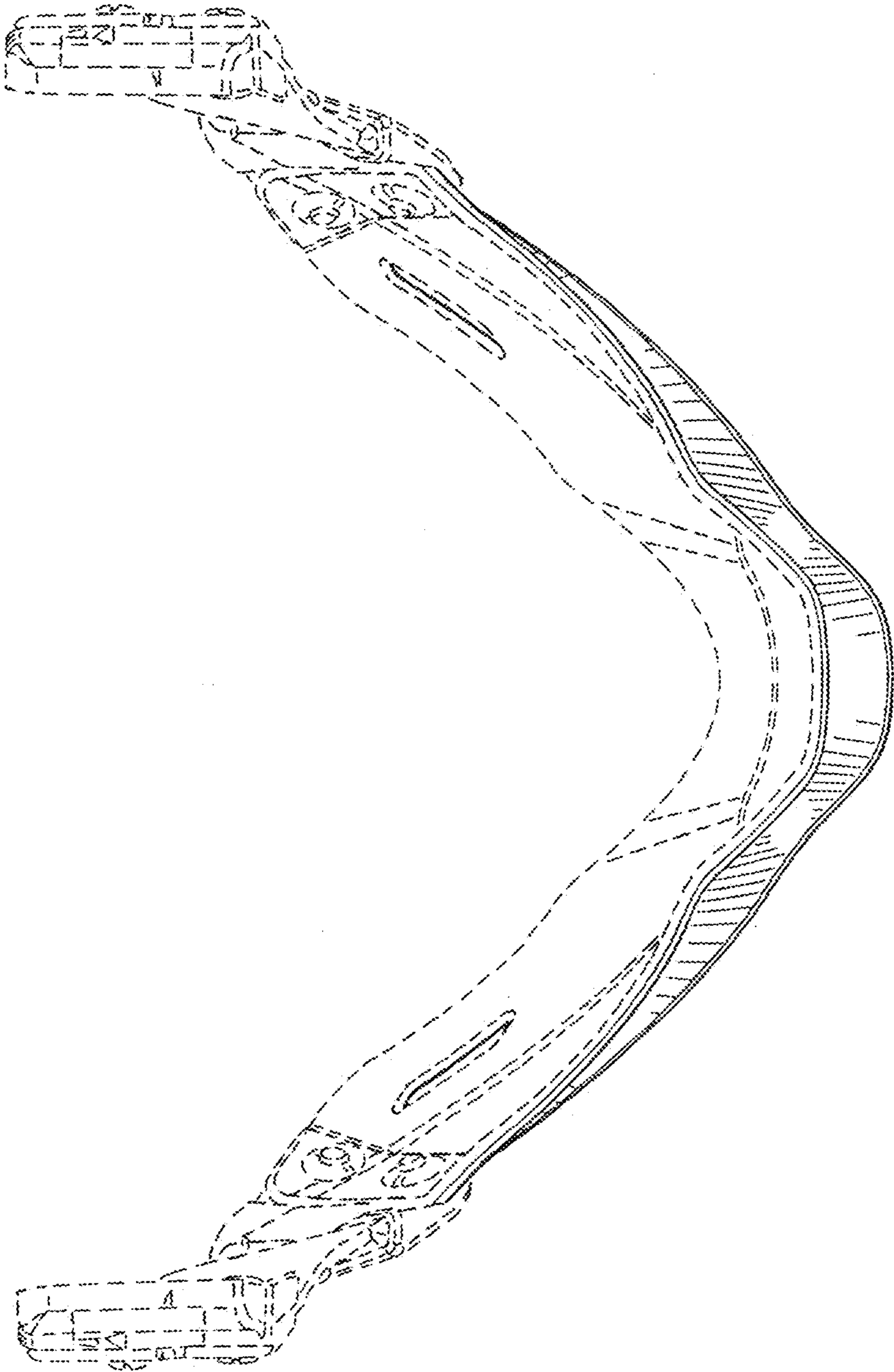


Fig. 6

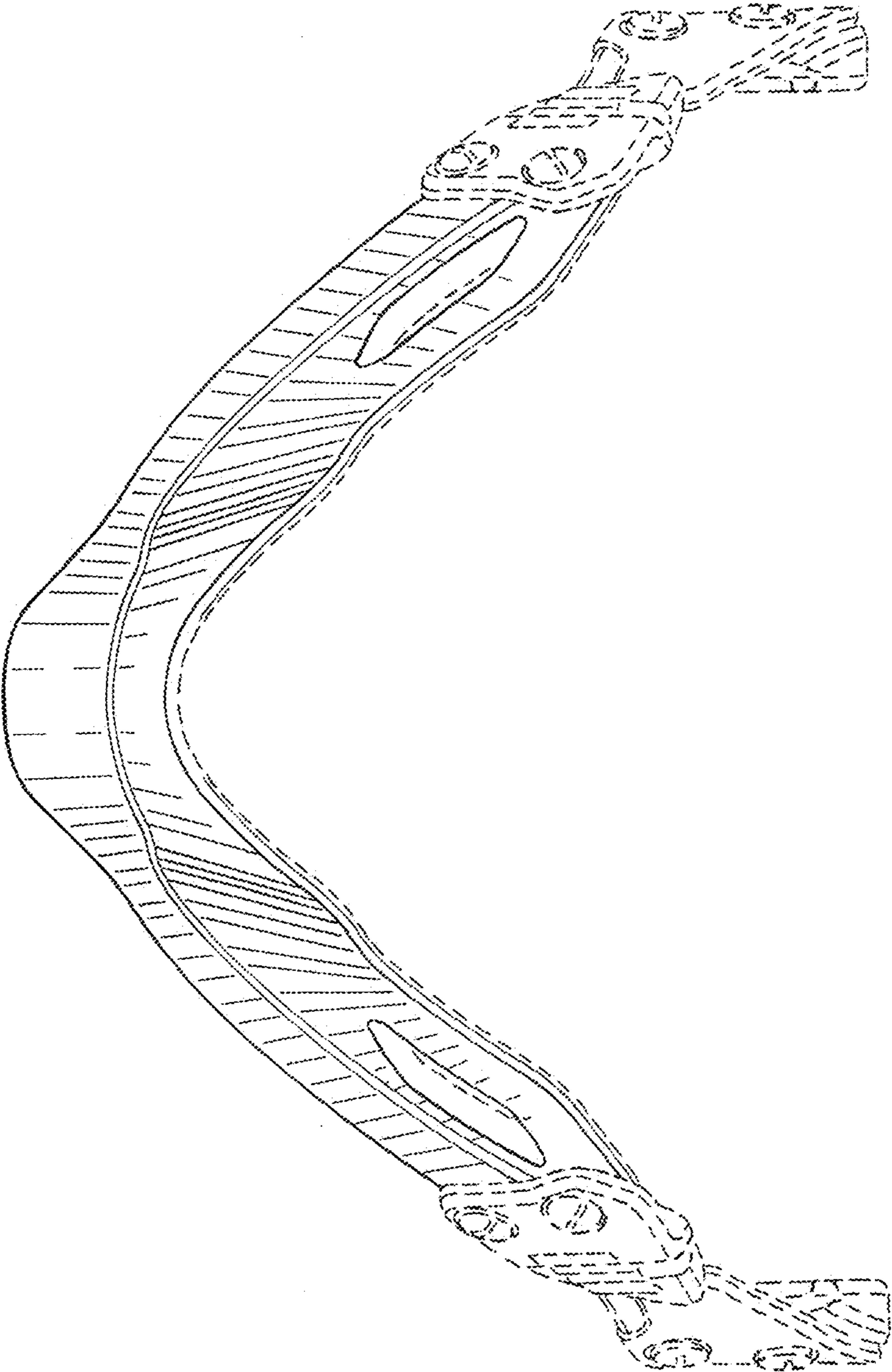


Fig. 7