



US00D872926S

(12) **United States Design Patent** (10) **Patent No.:** **US D872,926 S**
Adams (45) **Date of Patent:** **** Jan. 14, 2020**

(54) **STRUCTURAL FRAME**
(71) Applicant: **Brian M. Adams**, Bellbrook, OH (US)
(72) Inventor: **Brian M. Adams**, Bellbrook, OH (US)

D278,676 S 5/1985 DeAre
D285,760 S 9/1986 Milling
D289,528 S 4/1987 Hunsaker
(Continued)

(**) Term: **15 Years**

EM 000445374-0001 * 1/2006
RU 00086535 * 10/2013

(21) Appl. No.: **29/636,136**

FOREIGN PATENT DOCUMENTS

(22) Filed: **Feb. 6, 2018**

(51) **LOC (12) Cl.** **26-03**

(52) **U.S. Cl.**
USPC **D26/118**; D6/708

(58) **Field of Classification Search**
USPC D6/708, 708.1, 708.11-708.23; D26/1,
D26/24, 67, 93-95, 101, 104-110, 112,
D26/118, 120, 121, 128, 129
CPC .. F21Y 2103/00; F21Y 2101/02; F21V 15/00;
F21V 25/00

OTHER PUBLICATIONS

Helix Side Table, https://www.grandinroad.com/helix-side-table/1097368?SourceCode=ZZ51121&intlShippingCtx=US%7CUSD&SourceCode=ZZ51121&catargetid=120245400000246655&cadevice=c&gclid=EAIAIQobChMImOG0_di43QIVC1qGCh2ShQPxEAQYDyABEglap_D_BwE Aug. 2018 (Year: 2018).

See application file for complete search history.

(Continued)

Primary Examiner — Leanne Was-Englehart
(74) *Attorney, Agent, or Firm* — Dinsmore & Shohl LLP; Amy Tharp

(56) **References Cited**

(57) **CLAIM**

The ornamental design for a structural frame, as shown and described.

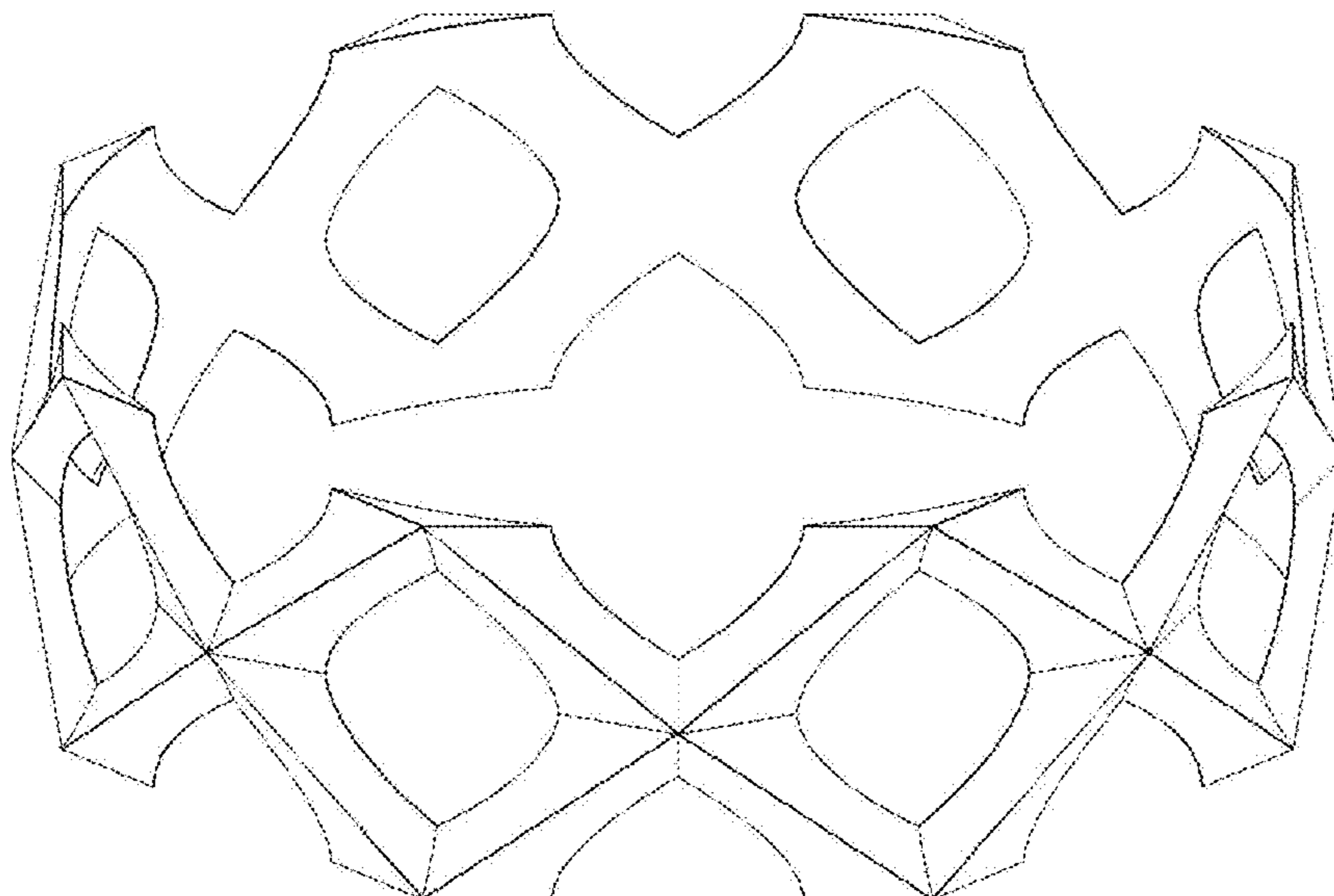
U.S. PATENT DOCUMENTS

DESCRIPTION

414,090 A	10/1889	Taylor	
910,192 A	1/1909	Grouvelle et al.	
D155,340 S	9/1949	Frisbie	
D186,618 S	11/1959	Haywood	
D188,734 S	8/1960	Jacobs	
3,196,061 A	7/1965	Paulson et al.	
3,221,464 A	12/1965	Miller	
D203,861 S	2/1966	Roman	
3,649,401 A	3/1972	Gunnerson	
D225,941 S	1/1973	Duern	
D228,051 S	8/1973	Shimaoka et al.	
3,783,571 A	1/1974	Horvath	
4,025,012 A *	5/1977	Chan	A47F 7/02 248/163.1
4,069,638 A	1/1978	Hasselqvist et al.	
4,197,669 A	4/1980	Hynes	
D267,609 S	1/1983	Reistetter et al.	

FIG. 1 is a top front perspective view of a structural frame of a new, original, and ornamental design;
FIG. 2 is a front side elevational view of a structural frame thereof, with a rear elevational view being a mirror image of FIG. 2. of a new, original, and ornamental design;
FIG. 3 is a right side elevational view of a structural frame thereof, with a left side elevational view being a mirror image of FIG. 3 of a new, original, and ornamental design;
FIG. 4 is a top view of a structural frame of a new, original, and ornamental design; and,
FIG. 5 is a bottom view of a structural frame of a new, original, and ornamental design.

1 Claim, 5 Drawing Sheets



(56)

References Cited

U.S. PATENT DOCUMENTS

D296,635 S 7/1988 Kelley et al.
 D306,107 S 2/1990 Grosfillex
 D309,993 S * 8/1990 Miklos D26/110
 5,020,287 A 6/1991 Woods
 D329,768 S 9/1992 Intardonato
 D352,118 S 11/1994 Kipfmueller
 D352,557 S 11/1994 Hing
 D376,516 S 12/1996 Skinner
 D381,097 S 7/1997 Hing
 D431,133 S 9/2000 Lewis
 D505,639 S * 5/2005 Lach D11/131
 D505,745 S 5/2005 Fisher et al.
 D536,478 S * 2/2007 McMinn D26/118
 D544,636 S * 6/2007 McMinn D26/118
 D544,637 S * 6/2007 McMinn D26/118
 7,255,155 B2 8/2007 O'Donnell et al.
 D558,901 S 1/2008 Hing
 D560,826 S 1/2008 Speck
 D566,573 S 4/2008 Lestelle
 D590,452 S 4/2009 Lloyd
 D614,799 S 4/2010 Sabernig
 D663,884 S * 7/2012 Baylar D26/88
 D675,368 S 1/2013 Leonard
 D679,836 S 4/2013 Niroumandrad

D684,298 S * 6/2013 Liang D26/118
 8,544,235 B2 10/2013 Leiseder
 8,745,958 B2 6/2014 Kang et al.
 D156,364 S 6/2015 Norton
 D739,071 S 9/2015 Adams
 D748,742 S 2/2016 Simonds et al.
 D751,749 S * 3/2016 Lovegrove D26/93
 D761,154 S 7/2016 Agar
 D764,968 S 8/2016 Abbosh
 D773,222 S 12/2016 Smith et al.
 D773,414 S 12/2016 Hoffman
 D783,886 S * 4/2017 Adams D26/118
 D802,204 S * 11/2017 Adams D26/118
 D818,183 S * 5/2018 Nishimoto D26/118
 D837,413 S 1/2019 Adams
 D837,581 S * 1/2019 Velez D6/708.16
 D838,006 S 1/2019 Adams
 D841,221 S * 2/2019 Power D26/88
 D847,551 S * 5/2019 Furuland D6/718.26
 D850,702 S * 6/2019 Yang D26/110
 2012/0037197 A1 2/2012 Koepke et al.

OTHER PUBLICATIONS

Triangular Side Table, <http://fotsos.com/blog/inspiring-v-shaped-contemporary-residence> Date Unknown.

* cited by examiner




FIG. 1

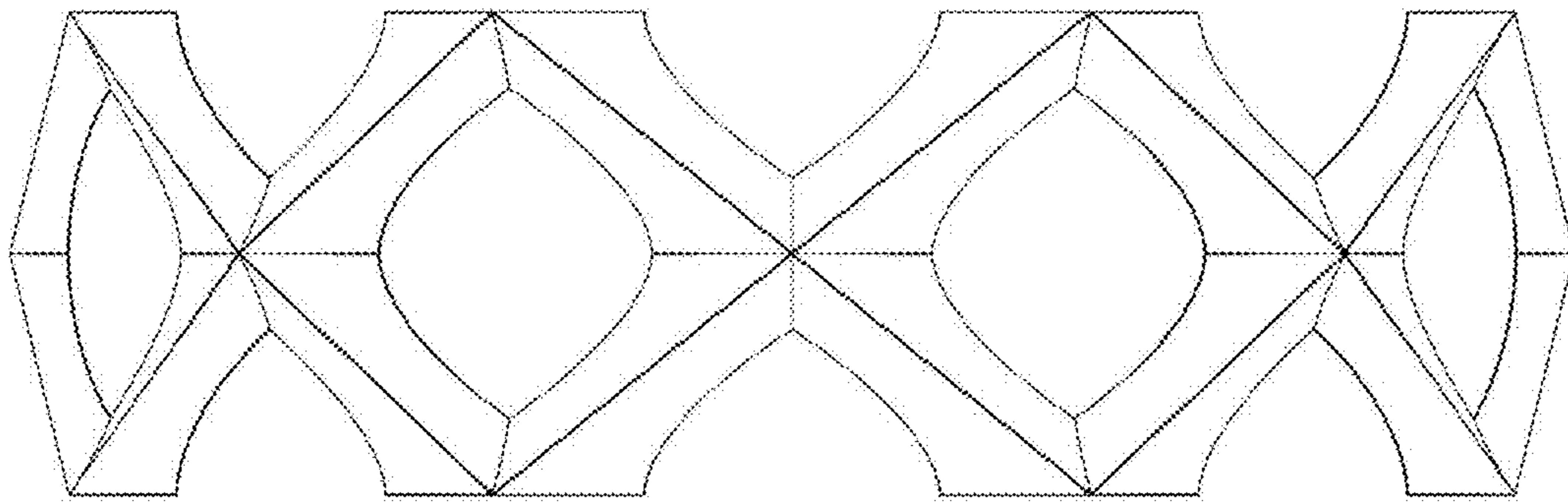


FIG. 2

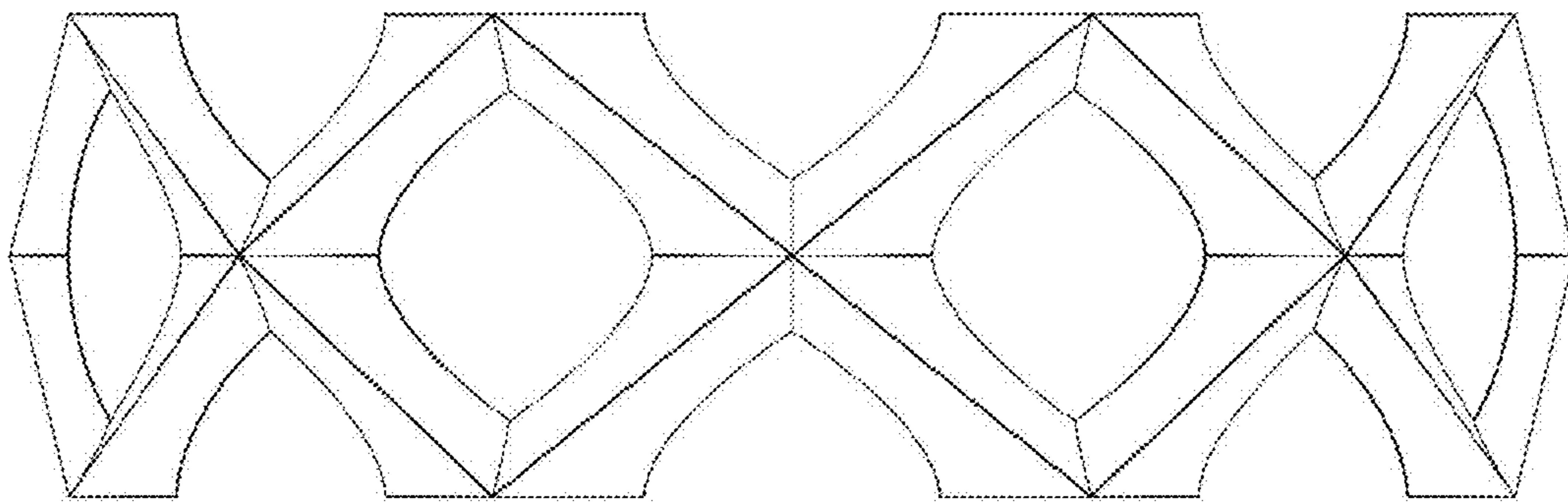


FIG. 3

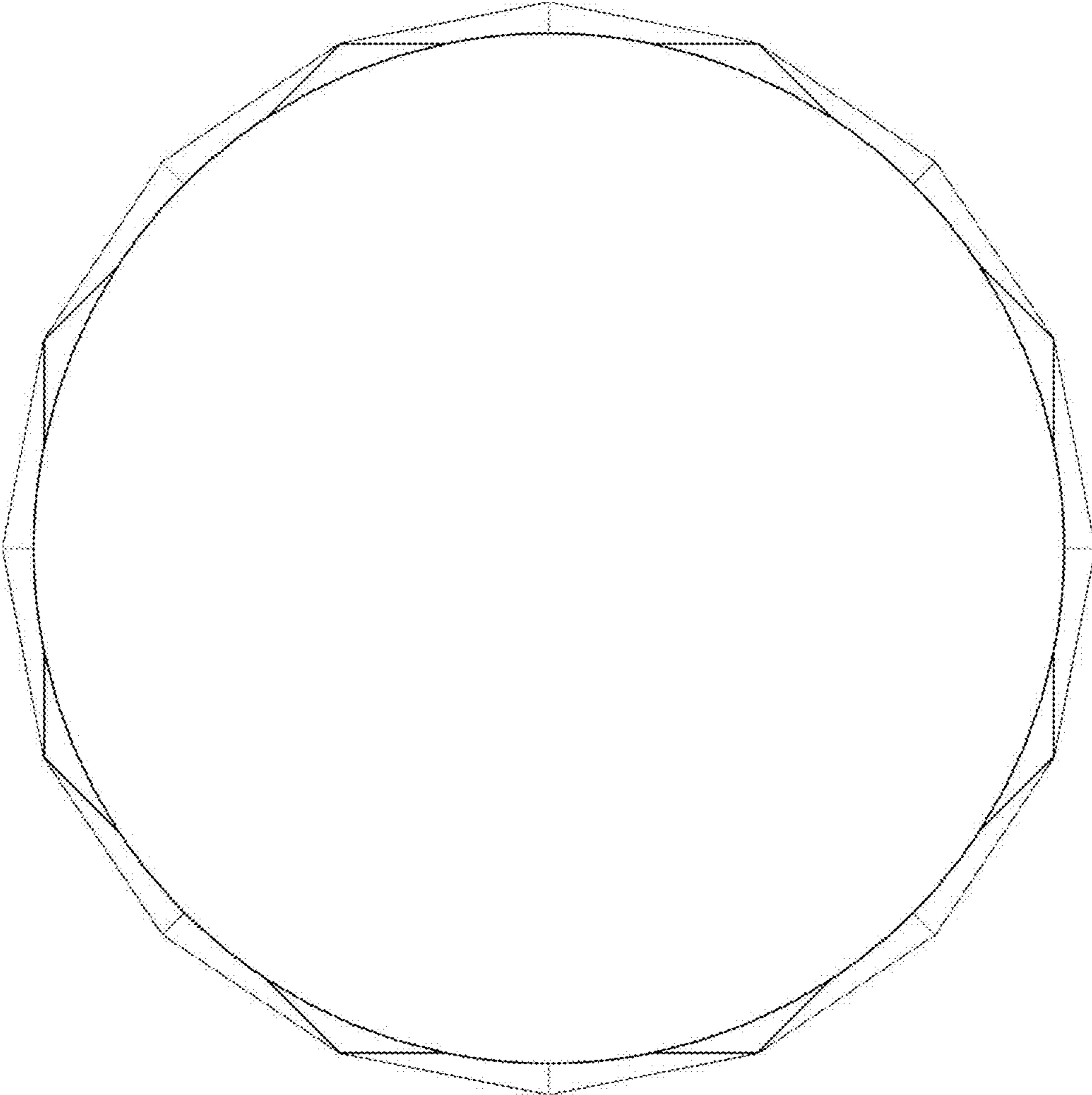


FIG. 4

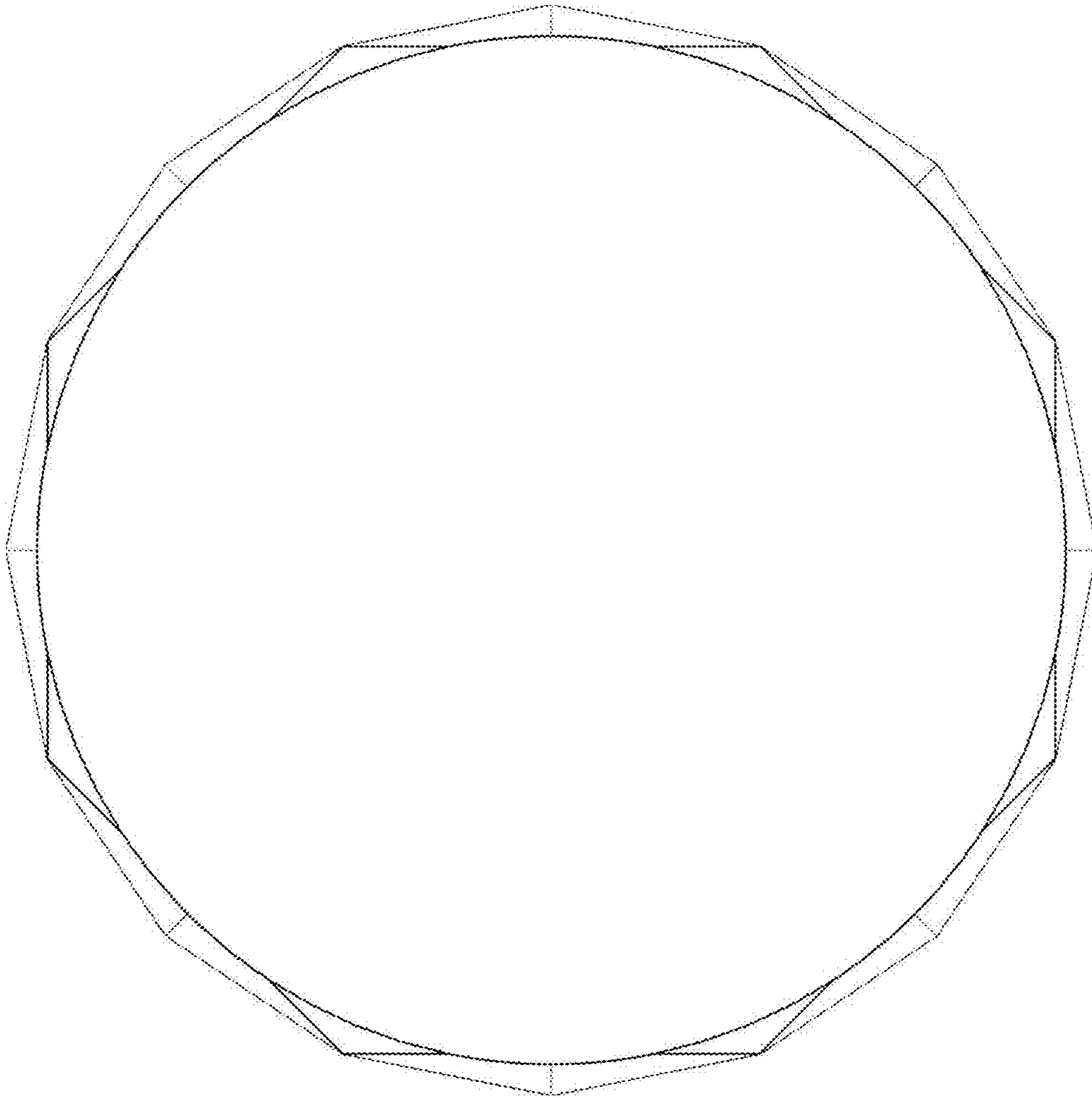


FIG. 5