



US00D872924S

(12) **United States Design Patent**
Greenwaldt

(10) **Patent No.:** **US D872,924 S**

(45) **Date of Patent:** **** Jan. 14, 2020**

(54) **LIGHT FIXTURE**

(71) Applicant: **Phoenix Products LLC**, Milwaukee, WI (US)

(72) Inventor: **Erwin W. Greenwaldt**, Cedarburg, WI (US)

(73) Assignee: **Phoenix Products LLC**, Milwaukee, WI (US)

(**) Term: **15 Years**

(21) Appl. No.: **29/640,819**

(22) Filed: **Mar. 16, 2018**

(51) **LOC (12) Cl.** **26-03**

(52) **U.S. Cl.**
USPC **D26/87; D26/62**

(58) **Field of Classification Search**
USPC D26/71, 87, 92, 62
CPC .. F21S 8/033; F21S 8/035; F21S 8/036; F21S 8/085; F21S 9/035; F21S 9/037; F21V 21/108; F21W 2121/004; F21W 2131/1005; F21W 2131/103; F21W 2131/107; F21W 2131/109
See application file for complete search history.

(56) **References Cited**

U.S. PATENT DOCUMENTS

D90,240	S	*	7/1933	Ender	D26/134
2,667,571	A	*	1/1954	Versen	F21S 8/033 362/659
D175,432	S	*	8/1955	Mehr	D26/62
D205,463	S	*	8/1966	Zelenko	D26/62
D332,504	S	*	1/1993	Ewing	D26/88
D409,779	S	*	5/1999	Schaak	D26/62
D438,659	S	*	3/2001	Lornat	D26/62

D493,242	S	*	7/2004	Chen	D26/62
D664,694	S	*	7/2012	Guercio	D26/62
D672,896	S	*	12/2012	Guercio	D26/62
D673,319	S	*	12/2012	Guercio	D26/87
D689,641	S	*	9/2013	Huang	D26/62
D694,941	S	*	12/2013	Yu	D26/87

OTHER PUBLICATIONS

Flex LED Docklite/ Flexible arm dock light by phoenixlighting.com
Spec Sheet dated Oct. 20, 2015. (Year: 2015).*

* cited by examiner

Primary Examiner — Clare E Heflin

(74) *Attorney, Agent, or Firm* — James Joyce; Godfrey & Kahn, S.C.

(57) **CLAIM**

The ornamental design for a light fixture, as shown and described.

DESCRIPTION

FIG. 1 is a front perspective view of a light fixture showing our new design;
FIG. 2 is a rear perspective view thereof;
FIG. 3 is a front view thereof;
FIG. 4 is a rear view thereof;
FIG. 5 is a right side view thereof;
FIG. 6 is a left side view thereof;
FIG. 7 is a bottom view thereof; and,
FIG. 8 is a top view thereof.
The broken lines in the figures show portions of the light fixture that form no part of the claimed design.

1 Claim, 5 Drawing Sheets



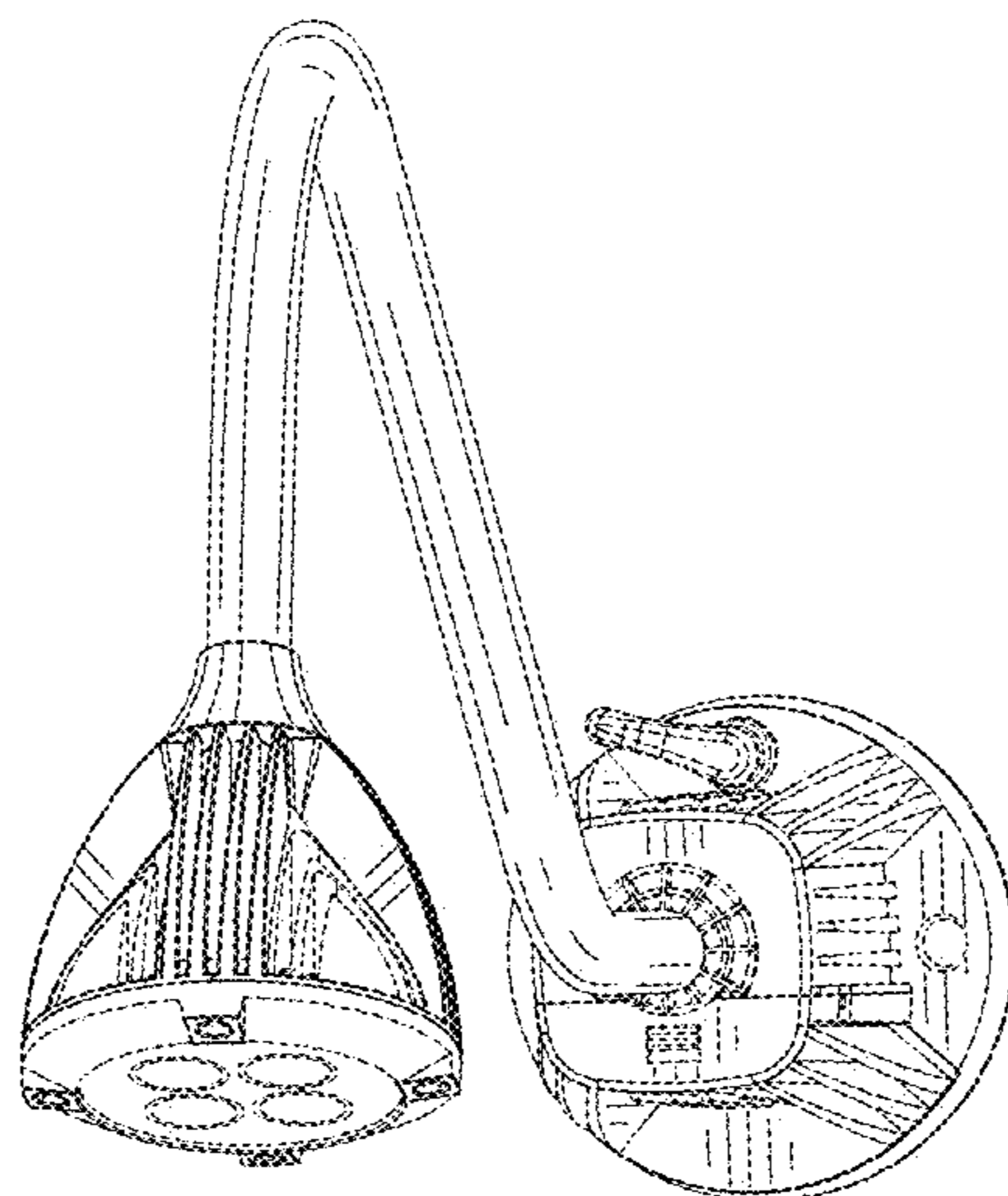


FIG. 1

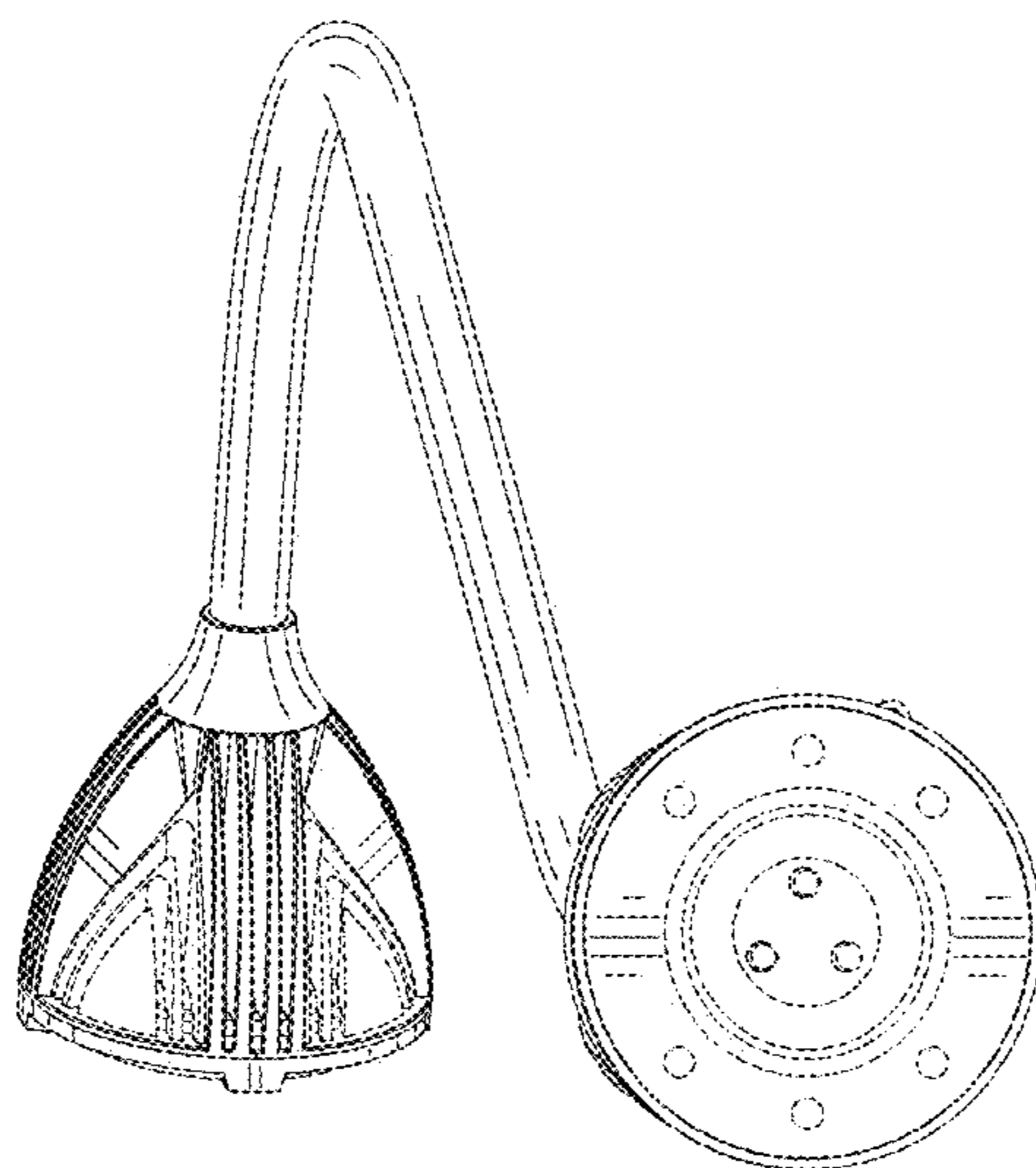


FIG. 2

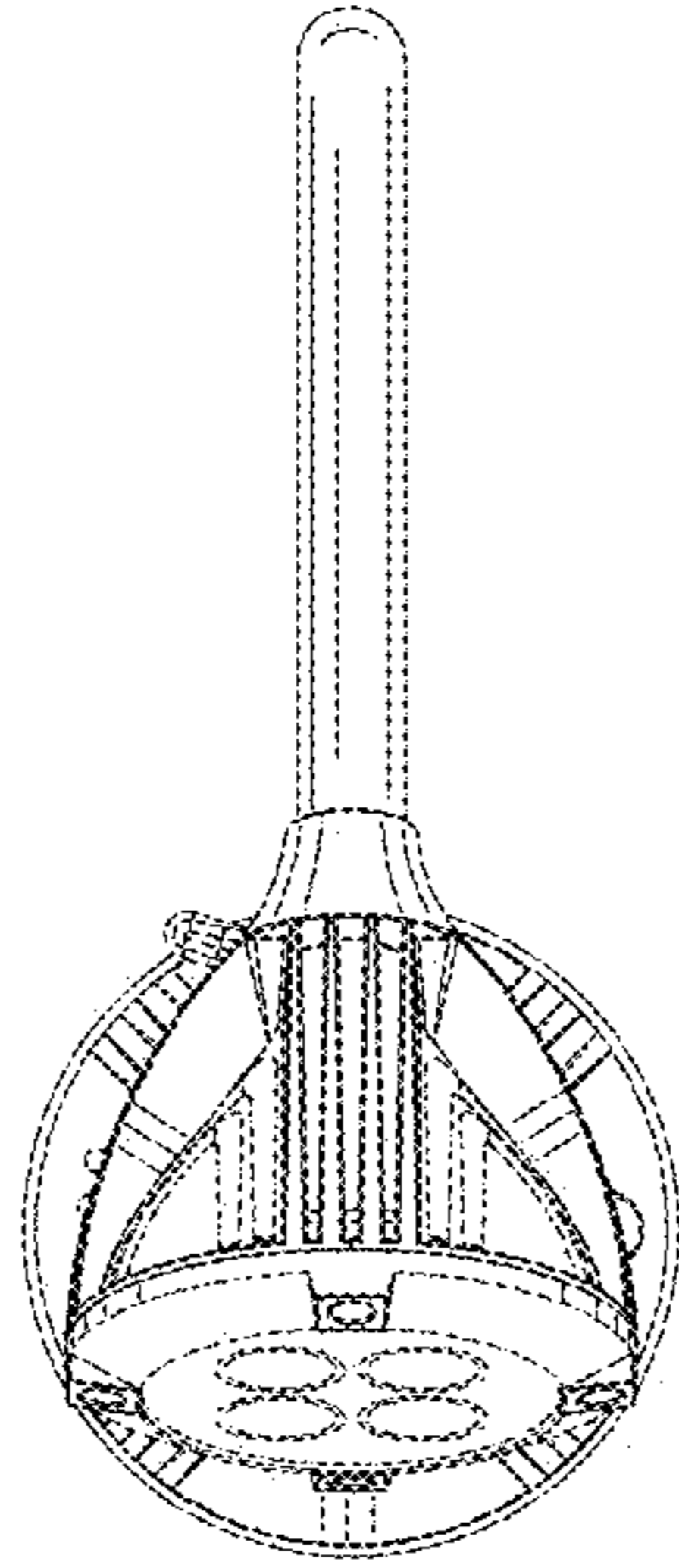


FIG. 3

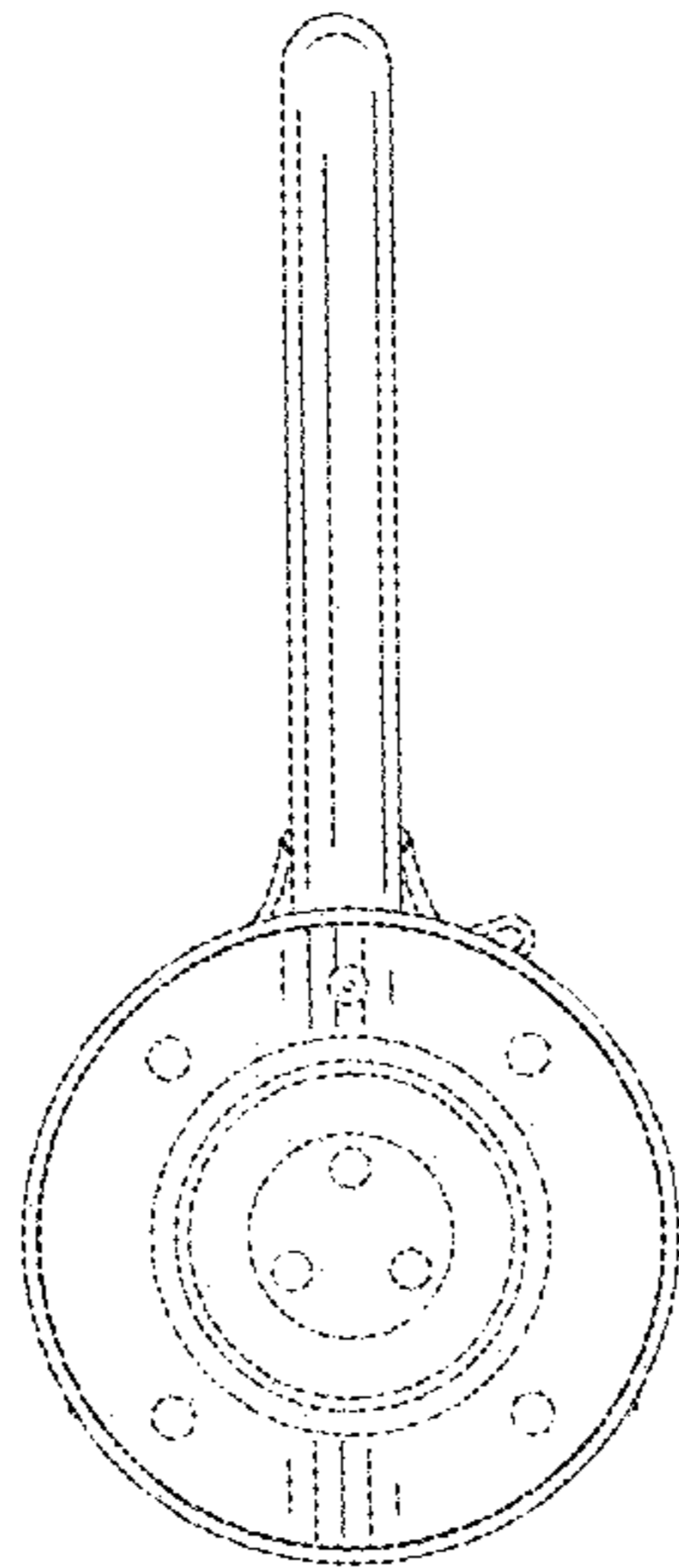


FIG. 4

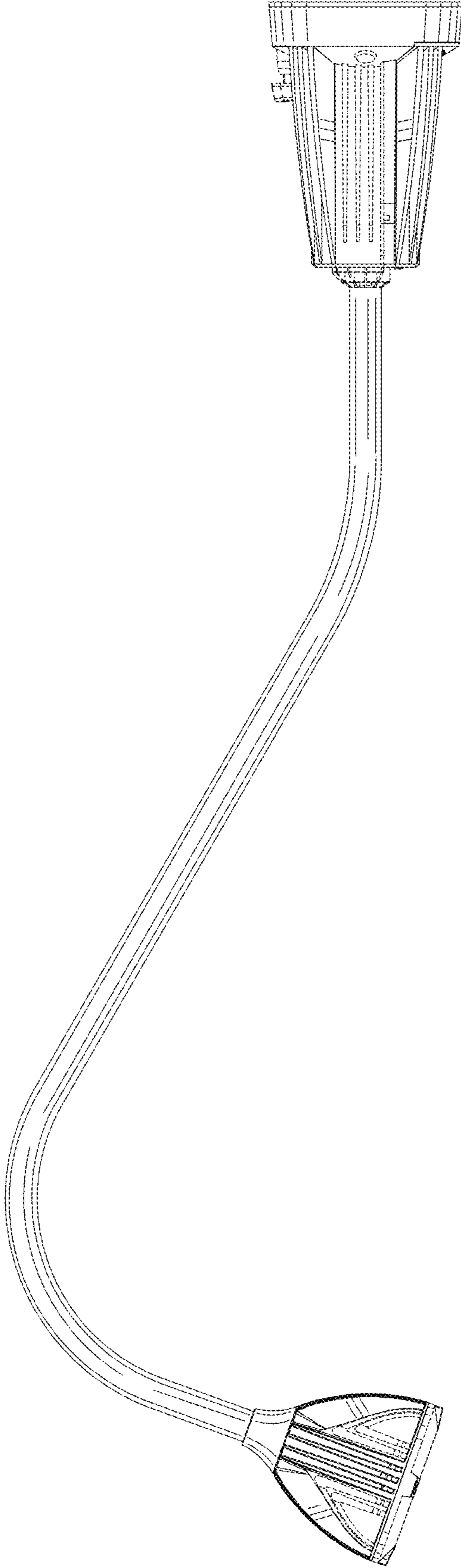


FIG. 5

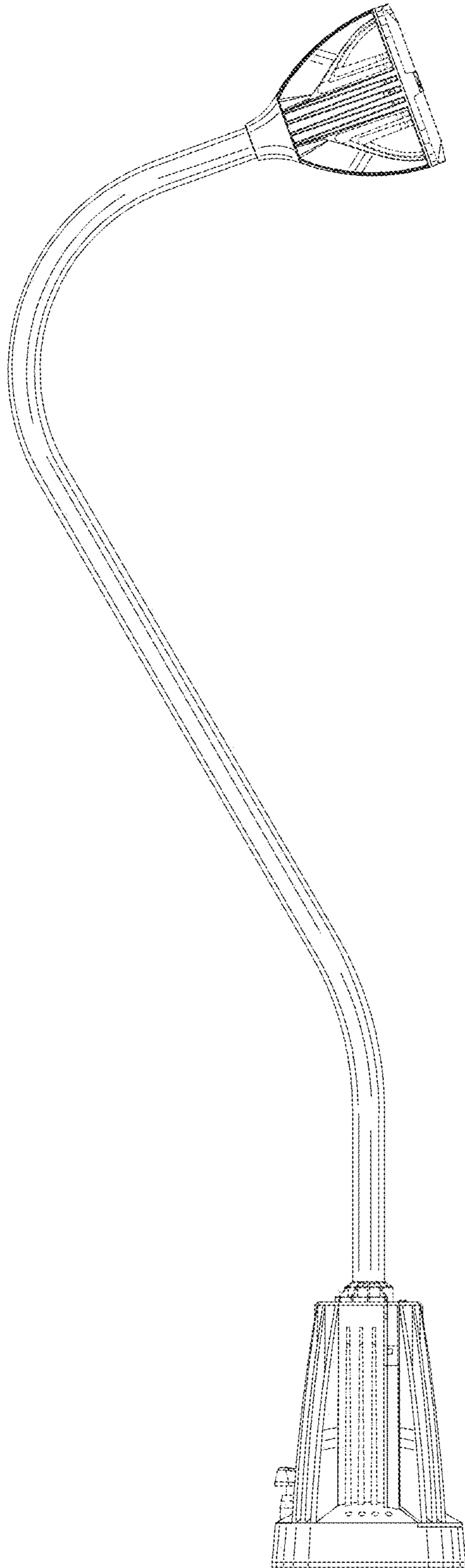


FIG. 6

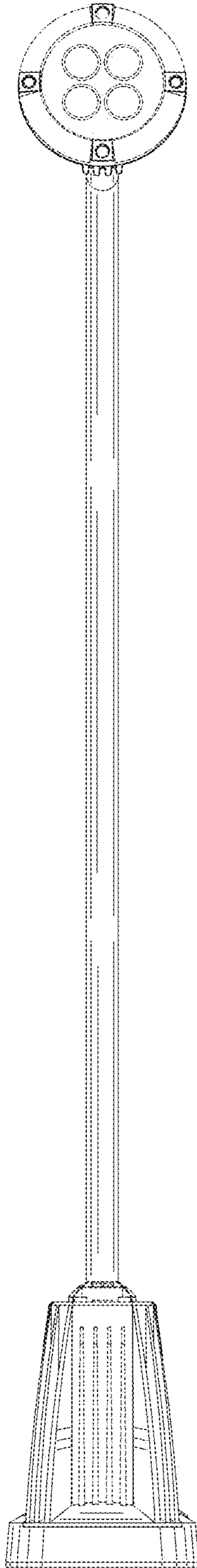


FIG. 7

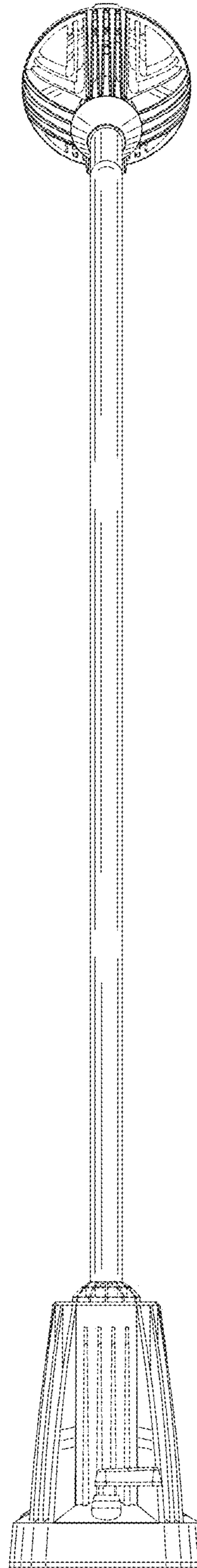


FIG. 8