

US00D872910S

(12) **United States Design Patent**
Xing

(10) **Patent No.:** **US D872,910 S**

(45) **Date of Patent:** **** Jan. 14, 2020**

(54) **WOOD CANDLE WICK WITH METAL BASE**

(71) Applicant: **Sicheng Xing**, Foshan (CN)

(72) Inventor: **Sicheng Xing**, Foshan (CN)

(**) Term: **15 Years**

(21) Appl. No.: **29/630,760**

(22) Filed: **Dec. 22, 2017**

(51) **LOC (12) Cl.** **26-04**

(52) **U.S. Cl.**
USPC **D26/6**

(58) **Field of Classification Search**
USPC D26/1-6
CPC H01R 5/00; H01R 13/46; H01R 13/514;
H01R 31/048; H01R 31/02; H01J 5/00;
H01J 5/16; H01J 1/02; H01J 15/00; H01J
5/48; H01J 5/50; H01J 19/54; F21V 5/00;
F21K 9/00; F21K 29/004

See application file for complete search history.

(56) **References Cited**

U.S. PATENT DOCUMENTS

D705,459 S * 5/2014 Decker D26/6

* cited by examiner

Primary Examiner — Marcus A Jackson

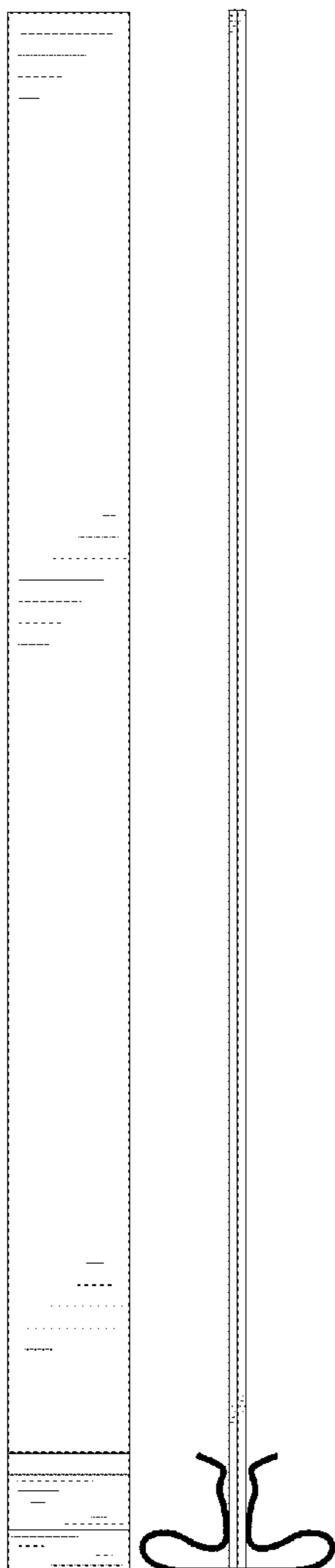
(57) **CLAIM**

The ornamental design for a wood candle wick with metal base, as shown and described.

DESCRIPTION

FIG. 1 is a front plan view of a wood candle wick with metal base showing my new design;
FIG. 2 is a rear plan view thereof;
FIG. 3 is a left plan view thereof;
FIG. 4 is a right plan view thereof;
FIG. 5 is a top plan view thereof; and,
FIG. 6 is a bottom plan view thereof.

1 Claim, 6 Drawing Sheets






FIG. 1




FIG. 2

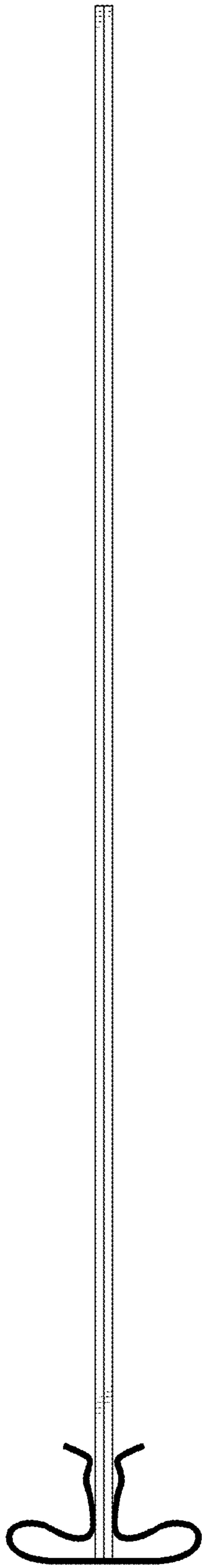


FIG. 3

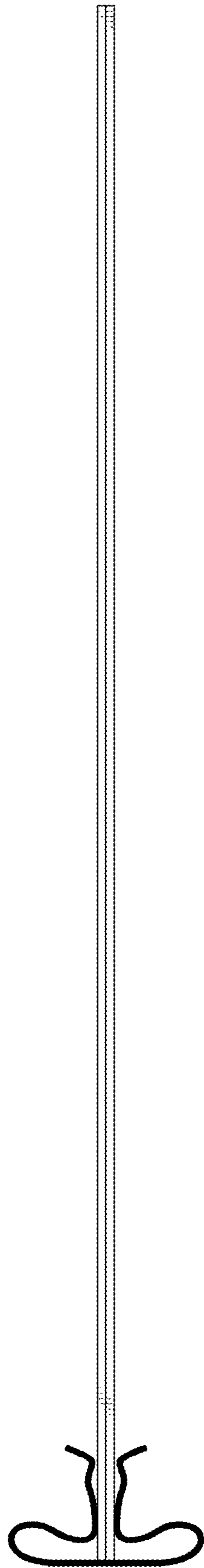


FIG. 4

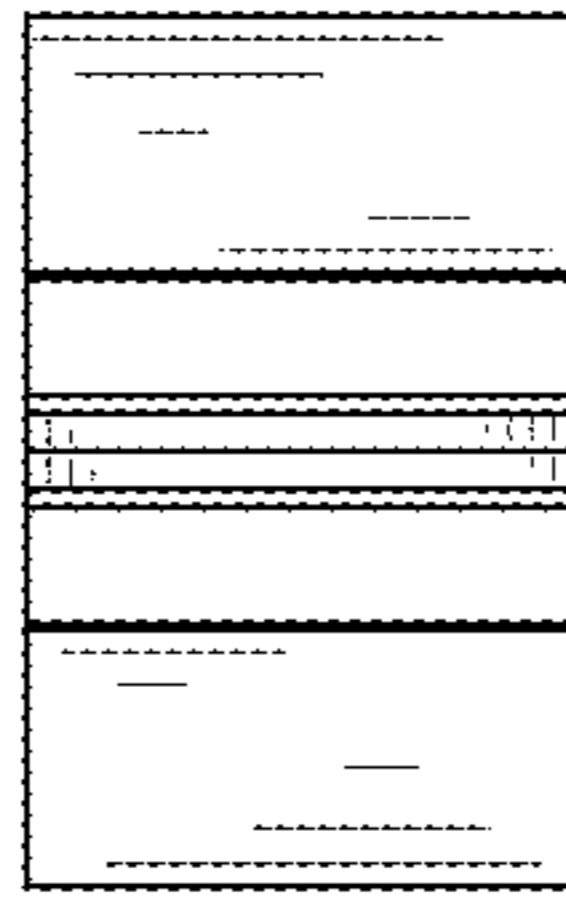


FIG. 5

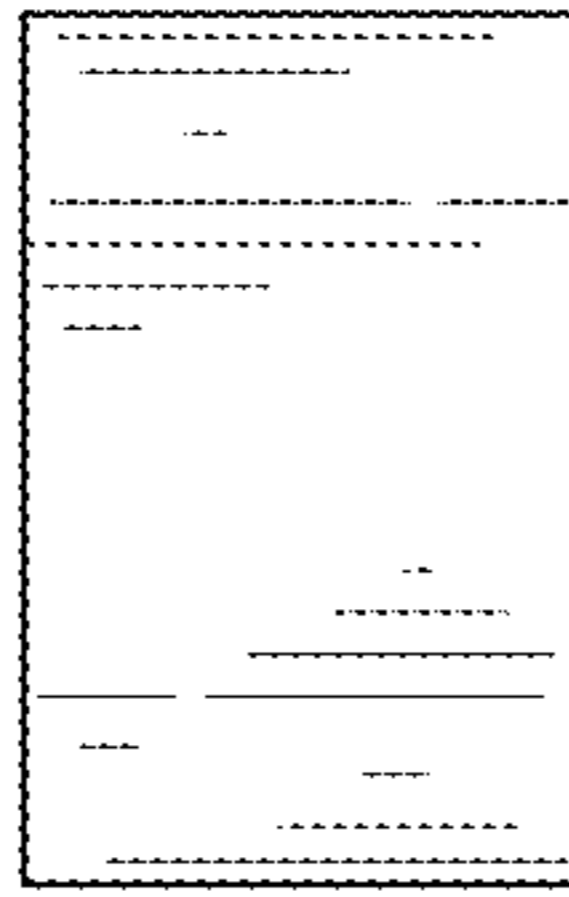


FIG. 6