



US00D872866S

(12) **United States Design Patent**  
**Del Rossi**

(10) **Patent No.:** **US D872,866 S**

(45) **Date of Patent:** **\*\* \*Jan. 14, 2020**

- (54) **BANDAGE**
- (71) Applicant: **VOMARIS INNOVATIONS, INC.**,  
Tempe, AZ (US)
- (72) Inventor: **Joseph Del Rossi**, Tempe, AZ (US)
- (73) Assignee: **VOMARIS INNOVATIONS, INC.**,  
Tempe, AZ (US)
- (\*) Notice: This patent is subject to a terminal disclaimer.
- (\*\*) Term: **15 Years**
- (21) Appl. No.: **29/637,492**
- (22) Filed: **Feb. 19, 2018**

D629,910 S *	12/2010	Ha	.....	D24/189
D690,822 S *	10/2013	Dunshee	.....	D24/189
8,563,800 B2 *	10/2013	Smith	.....	A61F 13/0203 128/888
D693,011 S *	11/2013	Mori	.....	D24/189
D693,012 S *	11/2013	Inoo	.....	D24/189
D693,013 S *	11/2013	Inoo	.....	D24/189
D704,342 S *	5/2014	Mori	.....	D24/189
D710,017 S *	7/2014	Mosa	.....	D24/189
D713,966 S *	9/2014	Hoonakker	.....	D24/189
D760,396 S *	6/2016	Bradford	.....	D24/189
D774,201 S *	12/2016	Gutierrez	.....	D24/189
D825,766 S *	8/2018	Del Rossi	.....	D24/189

\* cited by examiner

*Primary Examiner* — Cathron C Brooks  
*Assistant Examiner* — Samantha Q Lawrence  
 (74) *Attorney, Agent, or Firm* — K&L Gates LLP; Louis C. Cullman; Hal Gibson

**Related U.S. Application Data**

- (62) Division of application No. 29/584,408, filed on Nov. 14, 2016, now Pat. No. Des. 816,233.
- (51) **LOC (12) Cl.** ..... **24-02**
- (52) **U.S. Cl.**  
USPC ..... **D24/189**
- (58) **Field of Classification Search**  
USPC ..... D24/188, 189, 190, 191, 192; 602/41, 602/42, 43, 48, 52, 54, 58; 604/304, 305, 604/306, 307, 308  
CPC .... A61F 15/008; A61F 13/023; A61F 15/004; A61F 2013/00646; A61M 2025/0246  
See application file for complete search history.

(56) **References Cited**

**U.S. PATENT DOCUMENTS**

D294,650 S *	3/1988	De Beys	.....	D2/706
D434,524 S *	11/2000	Kalafsky	.....	D24/189

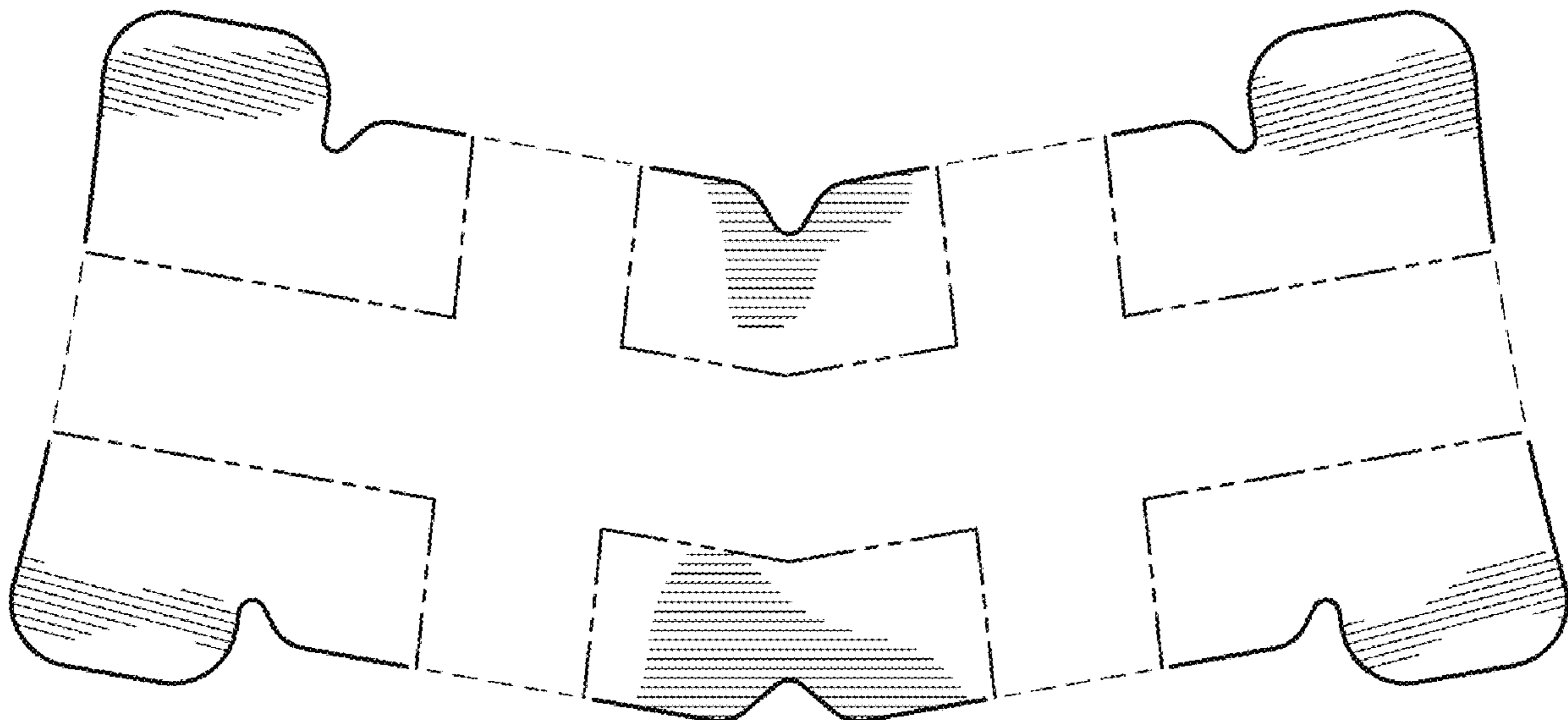
(57) **CLAIM**

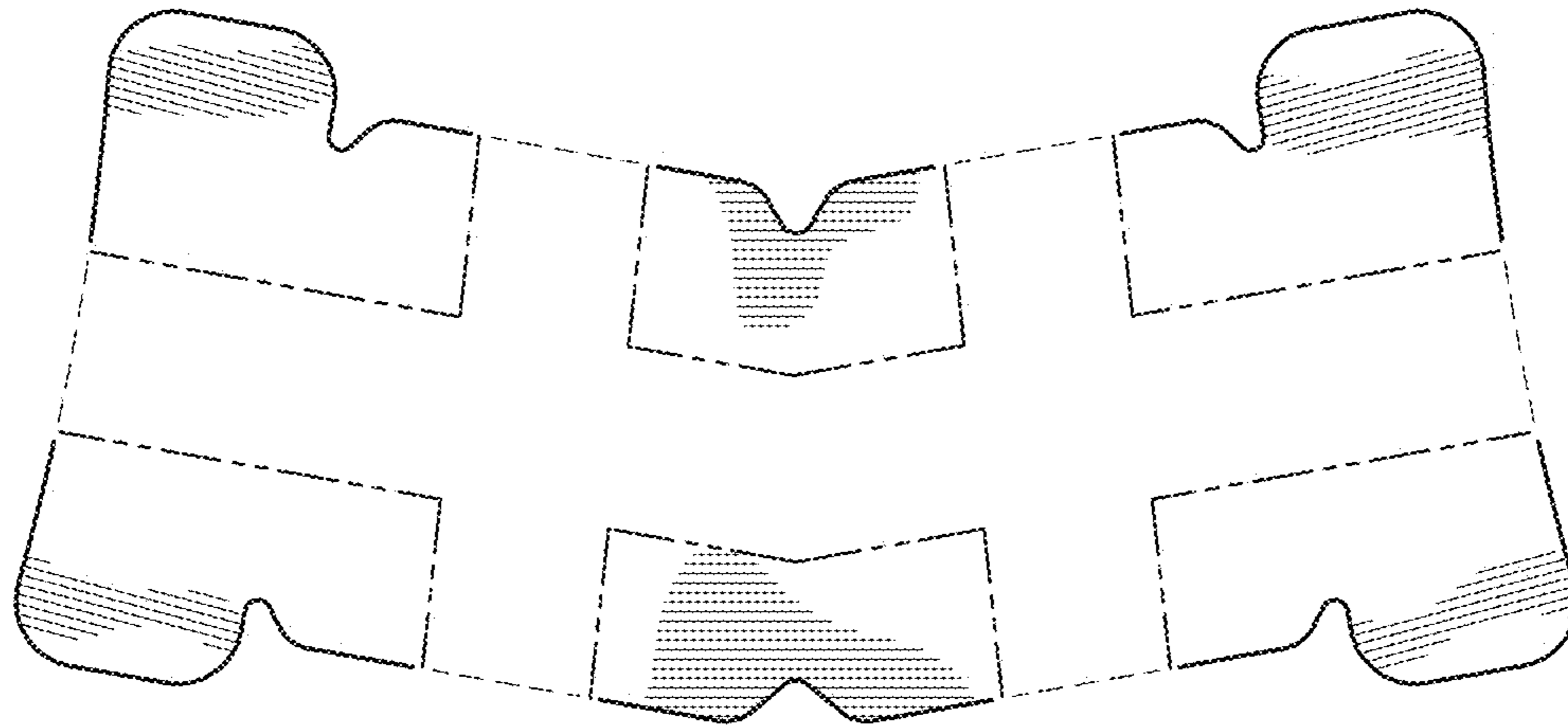
The ornamental design for a bandage, as shown and described.

**DESCRIPTION**

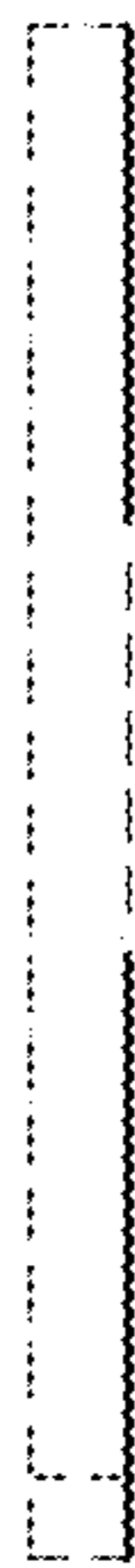
FIG. 1 is a top view of a bandage of our design.  
 FIG. 2 is a first side view of the bandage of FIG. 1.  
 FIG. 3 is a second side view of the bandage of FIG. 1.  
 FIG. 4 is a third side view of the bandage of FIG. 1.  
 FIG. 5 is a fourth side view of the bandage of FIG. 1; and,  
 FIG. 6 is a bottom view of the bandage of FIG. 1.  
 The evenly broken lines shown in FIGS. 1-6 illustrate portions of the bandage that form no part of the claimed design. The dash-dot-dot lines illustrate a boundary that forms no part of the claim.

**1 Claim, 2 Drawing Sheets**

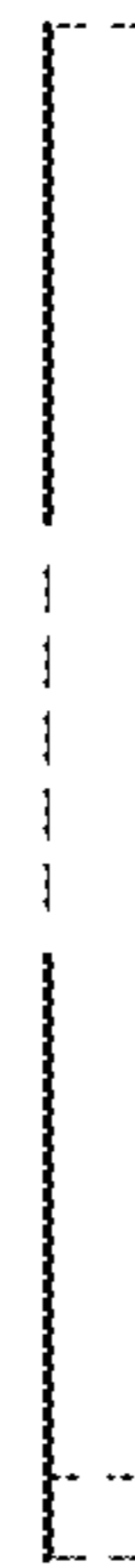




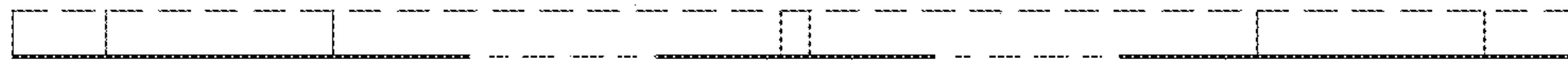
*FIG. 1*




*FIG. 2*



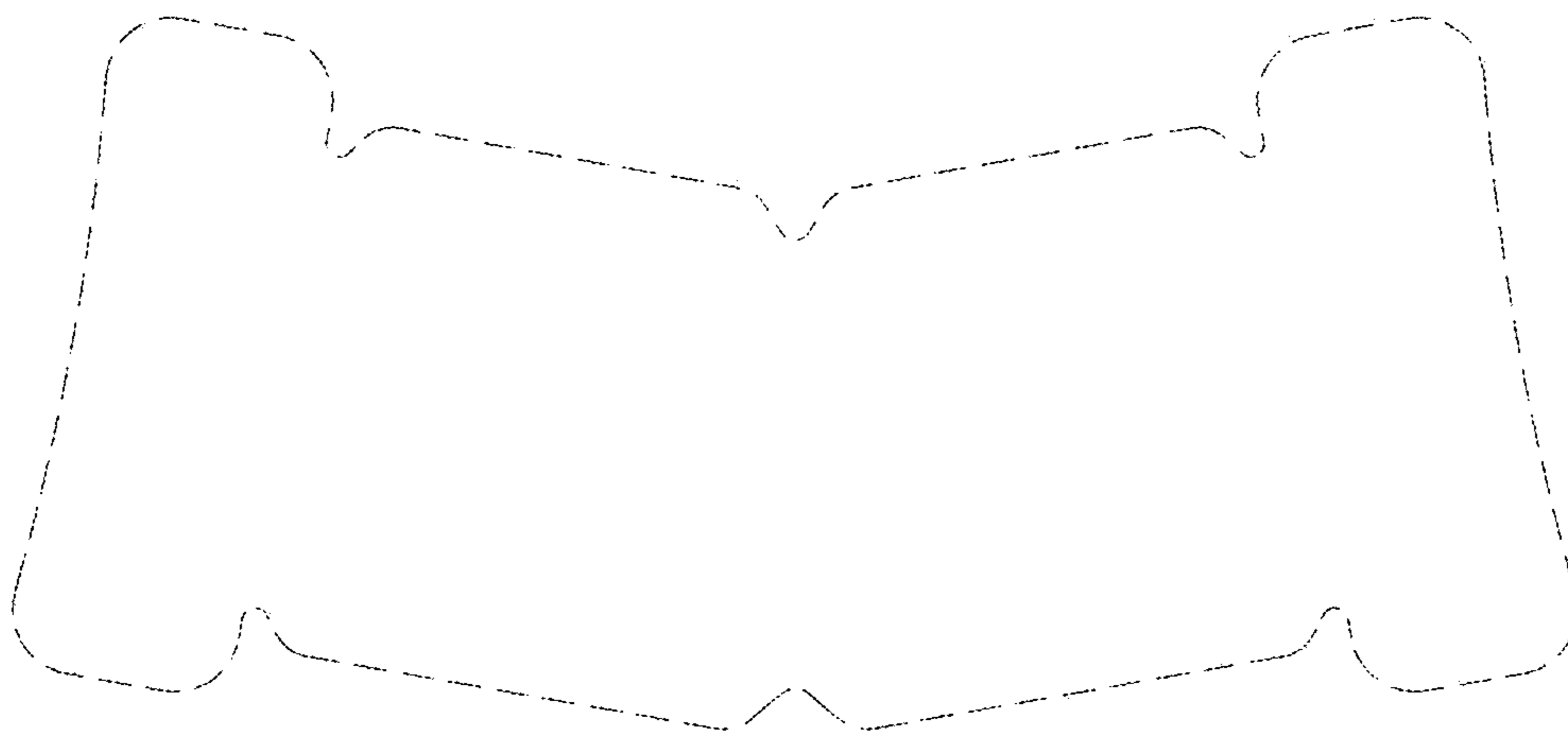
*FIG. 3*



*FIG. 4*



*FIG. 5*



*FIG. 6*