



US00D872826S

(12) **United States Design Patent**  
**Huang et al.**

(10) **Patent No.:** **US D872,826 S**  
(45) **Date of Patent:** **\*\* Jan. 14, 2020**

(54) **REEL COMPONENT**

(71) Applicants: **Ben Huang**, Huntington Beach, CA  
(US); **WINN INCORPORATED**,  
Huntington Beach, CA (US)

(72) Inventors: **Ben Huang**, Huntington Beach, CA  
(US); **Elmer S. Alfafara**, Dana Point,  
CA (US)

(73) Assignees: **Ben Huang**, Huntington Beach, CA  
(US); **Winn Incorporated**, Huntington  
Beach, CA (US)

(\*\*) Term: **15 Years**

(21) Appl. No.: **29/689,400**

(22) Filed: **Apr. 29, 2019**

**Related U.S. Application Data**

(62) Division of application No. 29/604,651, filed on May  
18, 2017, now Pat. No. Des. 847,298.

(51) **LOC (12) Cl.** ..... **22-05**

(52) **U.S. Cl.**  
USPC ..... **D22/140**

(58) **Field of Classification Search**  
USPC ..... D22/134, 137-141, 199; 242/295,  
242/316-318, 234-240, 263, 279, 283,  
242/310-312, 314, 319, 323; 16/421;  
473/301; 156/63; 43/18.1 R  
CPC .... A01K 86/016; A01K 89/033; A01K 87/08;  
A63B 3/14; A47B 95/02; B25G 1/00;  
B25G 1/102  
See application file for complete search history.

(56) **References Cited**

**U.S. PATENT DOCUMENTS**

5,469,601 A \* 11/1995 Jackson ..... B25G 1/10  
16/421  
D369,641 S \* 5/1996 Asano ..... D22/140

5,634,859 A \* 6/1997 Nesbitt ..... A63B 53/14  
473/301  
D579,075 S \* 10/2008 Sekimoto ..... D22/140  
7,566,375 B2 \* 7/2009 Huang ..... A63B 53/14  
156/63  
D609,772 S \* 2/2010 Tohma ..... D22/140  
D661,774 S \* 6/2012 Nago ..... D22/140  
8,201,357 B2 \* 6/2012 Huang ..... A01K 87/08  
43/18.1 R  
8,424,236 B2 \* 4/2013 Huang ..... A01K 87/08  
43/18.1 R  
D695,379 S \* 12/2013 Kano ..... D22/140  
D724,174 S \* 3/2015 Nago ..... D22/140  
D788,256 S \* 5/2017 Savakis ..... D22/140  
D802,708 S \* 11/2017 Savakis ..... D22/140

\* cited by examiner

*Primary Examiner* — Catherine R Oliver-Garcia  
(74) *Attorney, Agent, or Firm* — Knobbe, Martens, Olson  
& Bear, LLP


(57) **CLAIM**

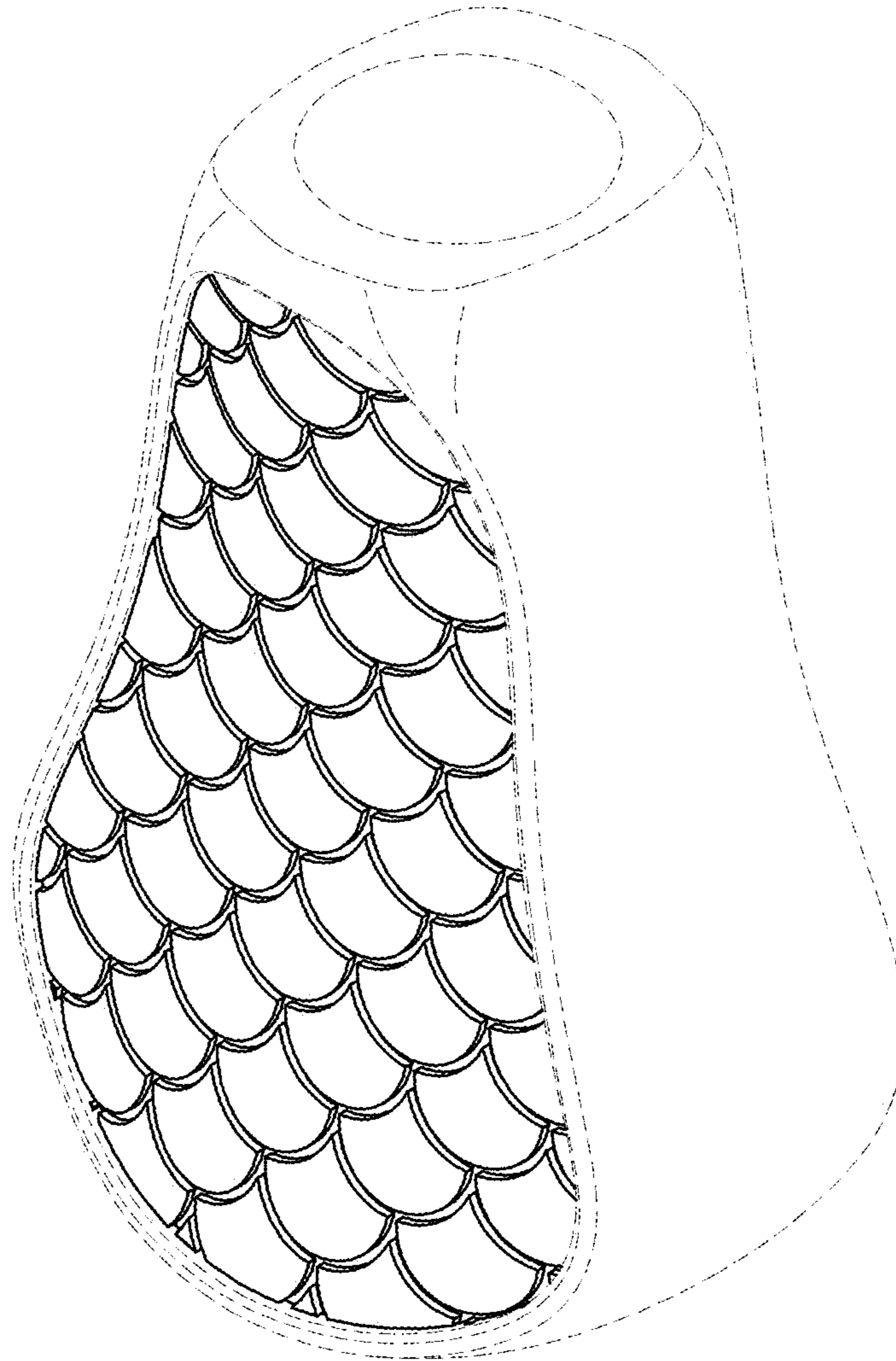
The ornamental design for a reel component, as shown and  
described.

**DESCRIPTION**

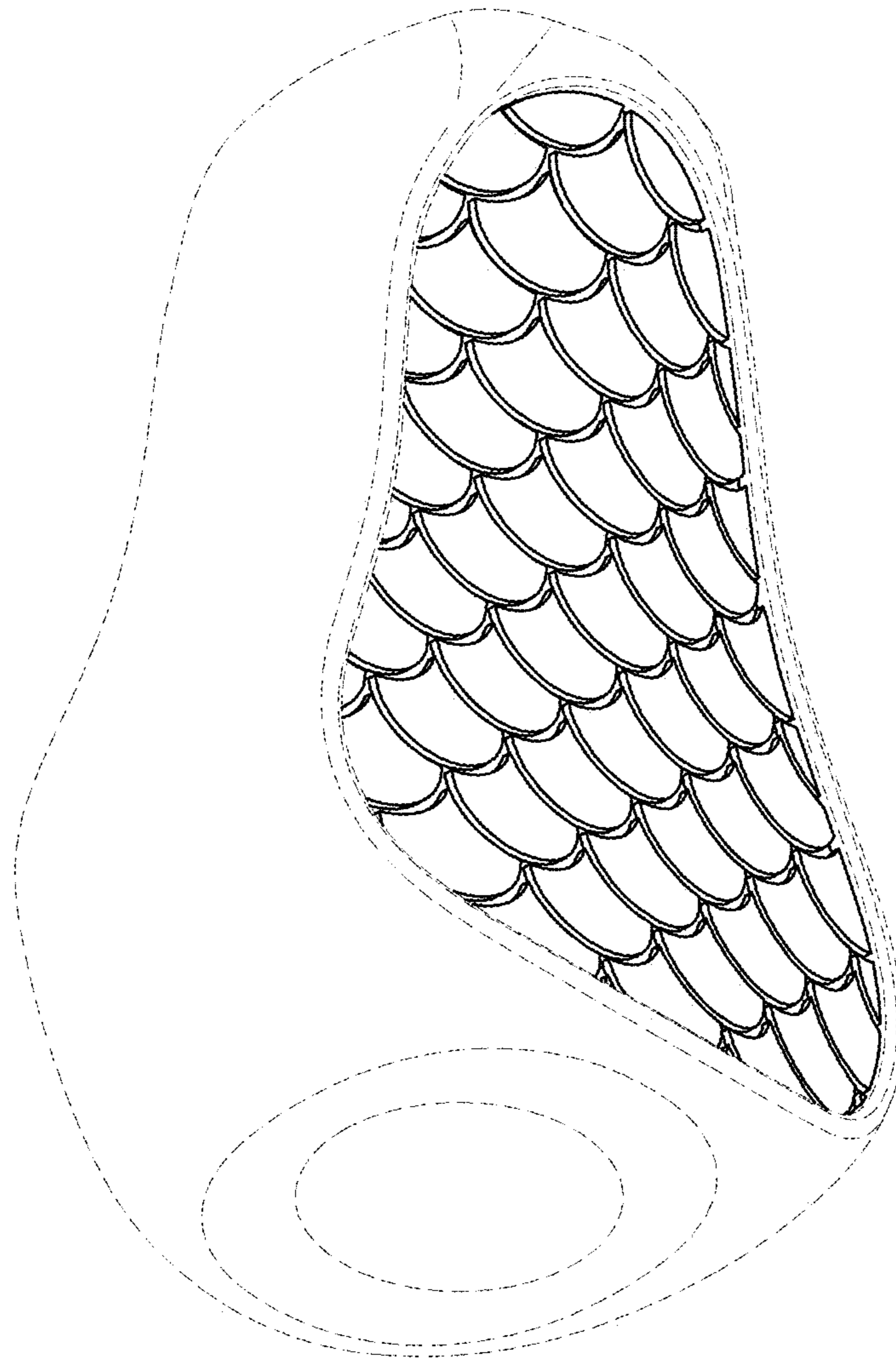
FIG. 1 is a front top perspective view of a reel component  
showing the new design;  
FIG. 2 is a rear bottom perspective view thereof;  
FIG. 3 is a rear elevational view thereof;  
FIG. 4 is a front elevational view thereof;  
FIG. 5 is a left elevational view thereof;  
FIG. 6 is a right elevational view thereof.  
FIG. 7 is a top plan view thereof; and,  
FIG. 8 is a bottom plan view thereof.  
The dash-dash broken lines in FIGS. 1-8 show portions of  
the reel component which form no part of the presently  
claimed design.

**1 Claim, 8 Drawing Sheets**

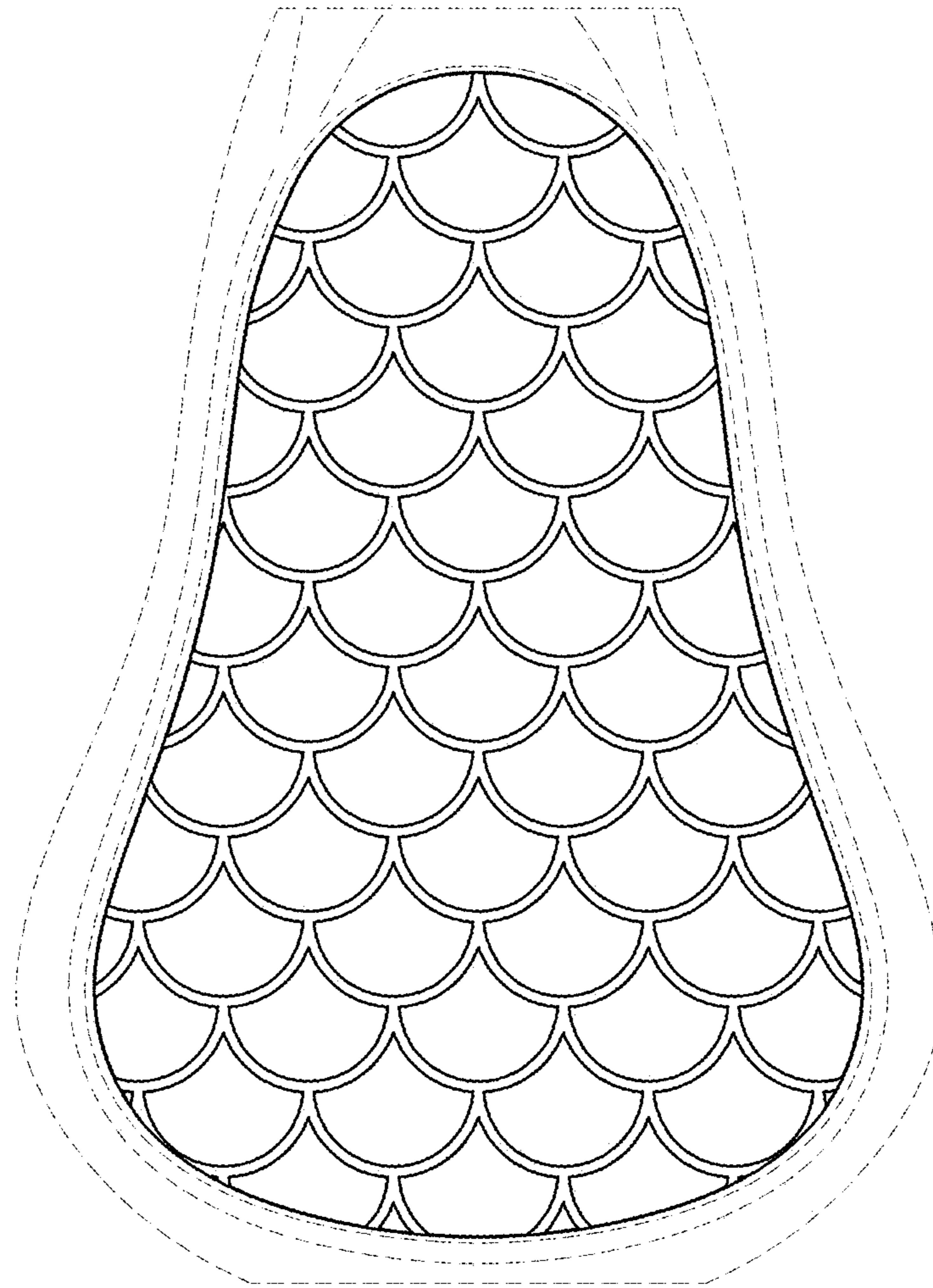




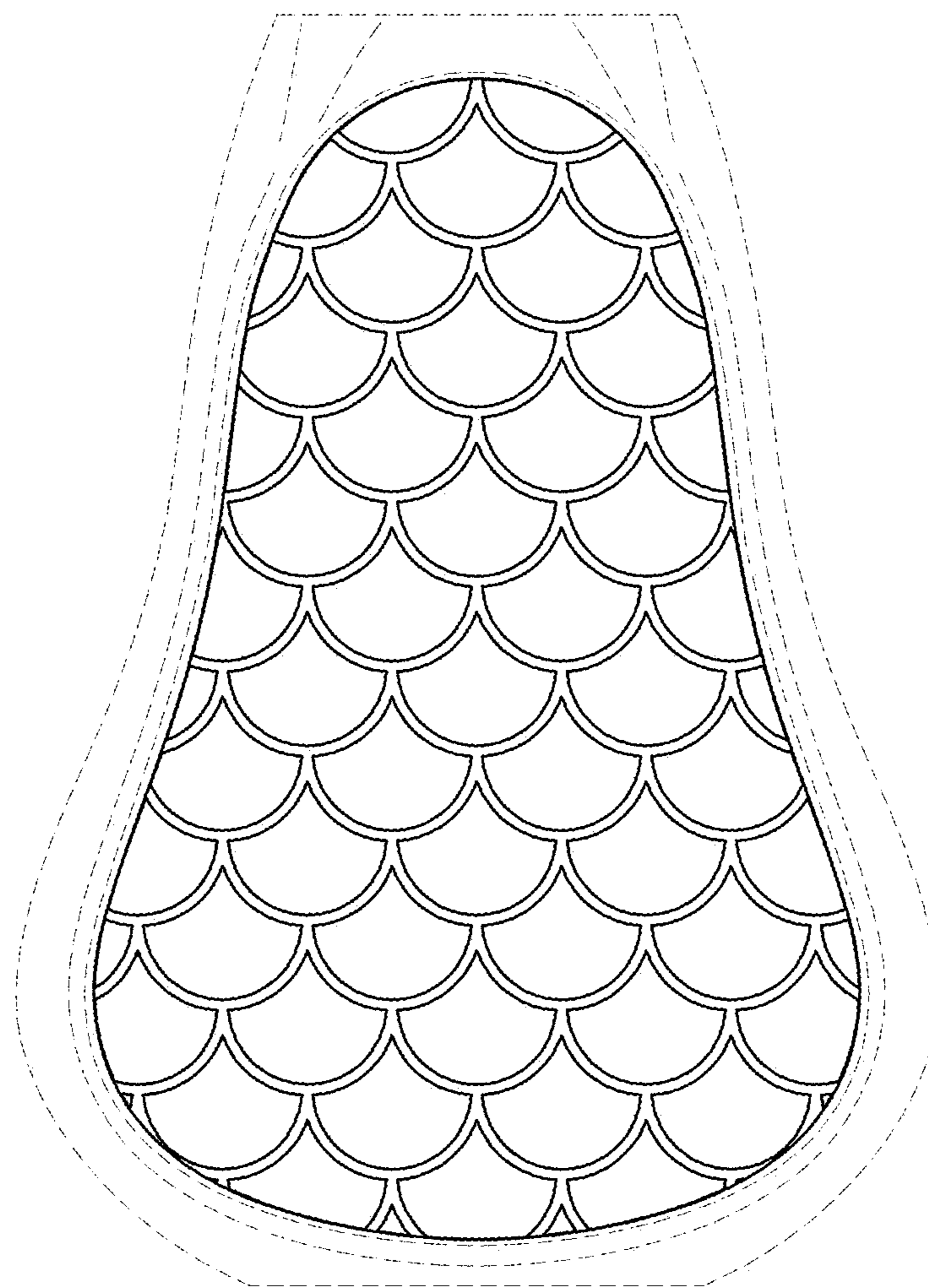
**FIG. 1**



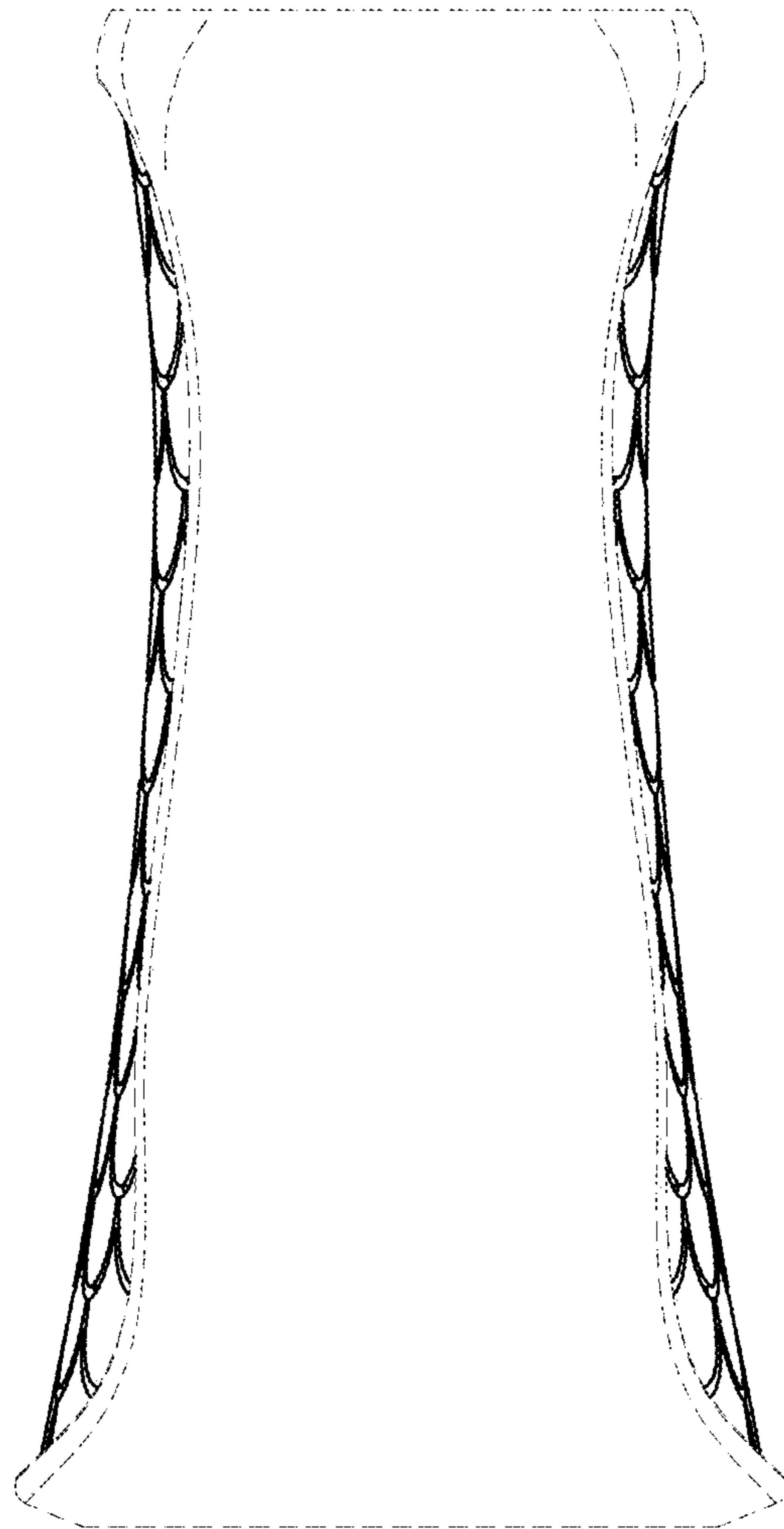
**FIG. 2**



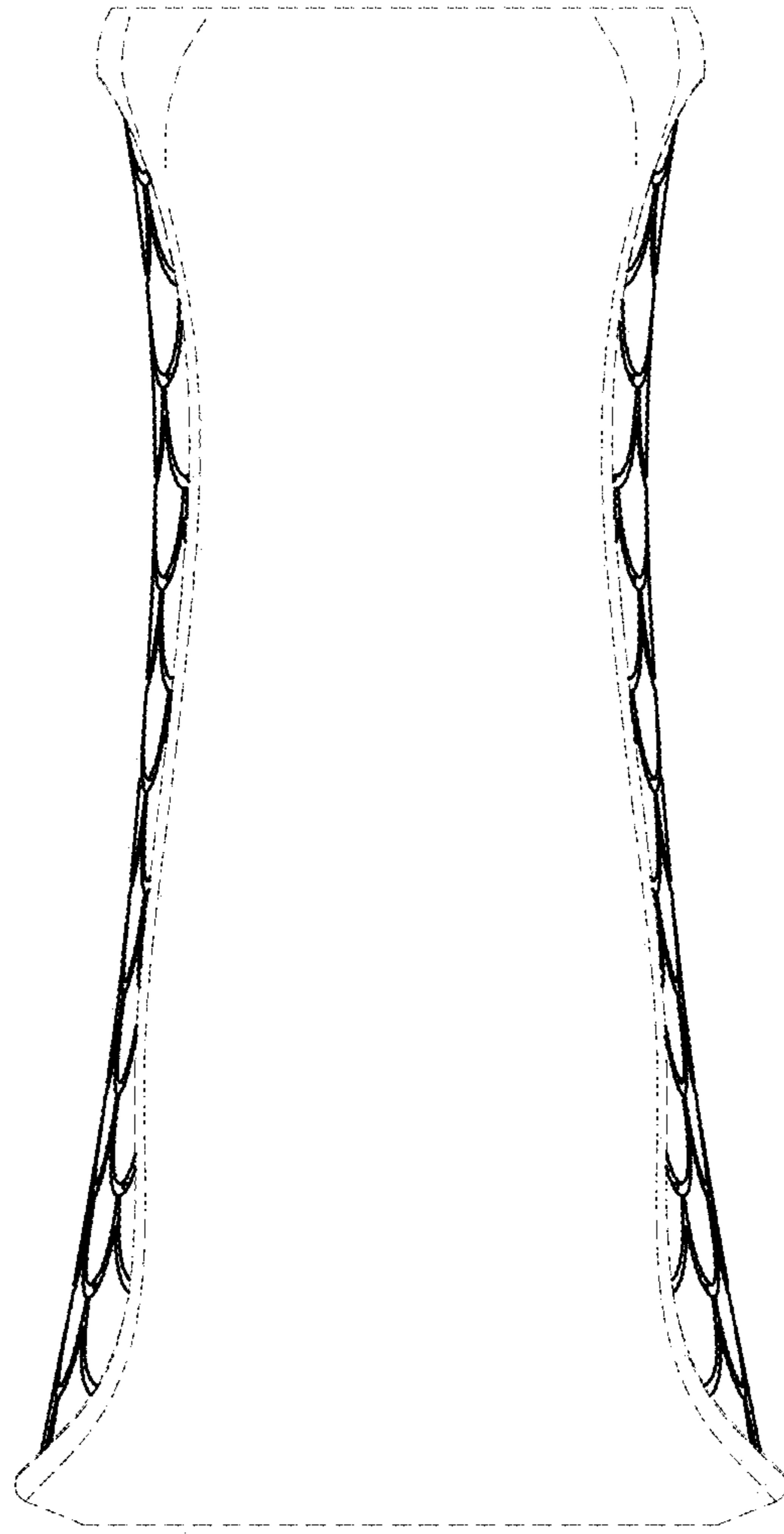
**FIG. 3**



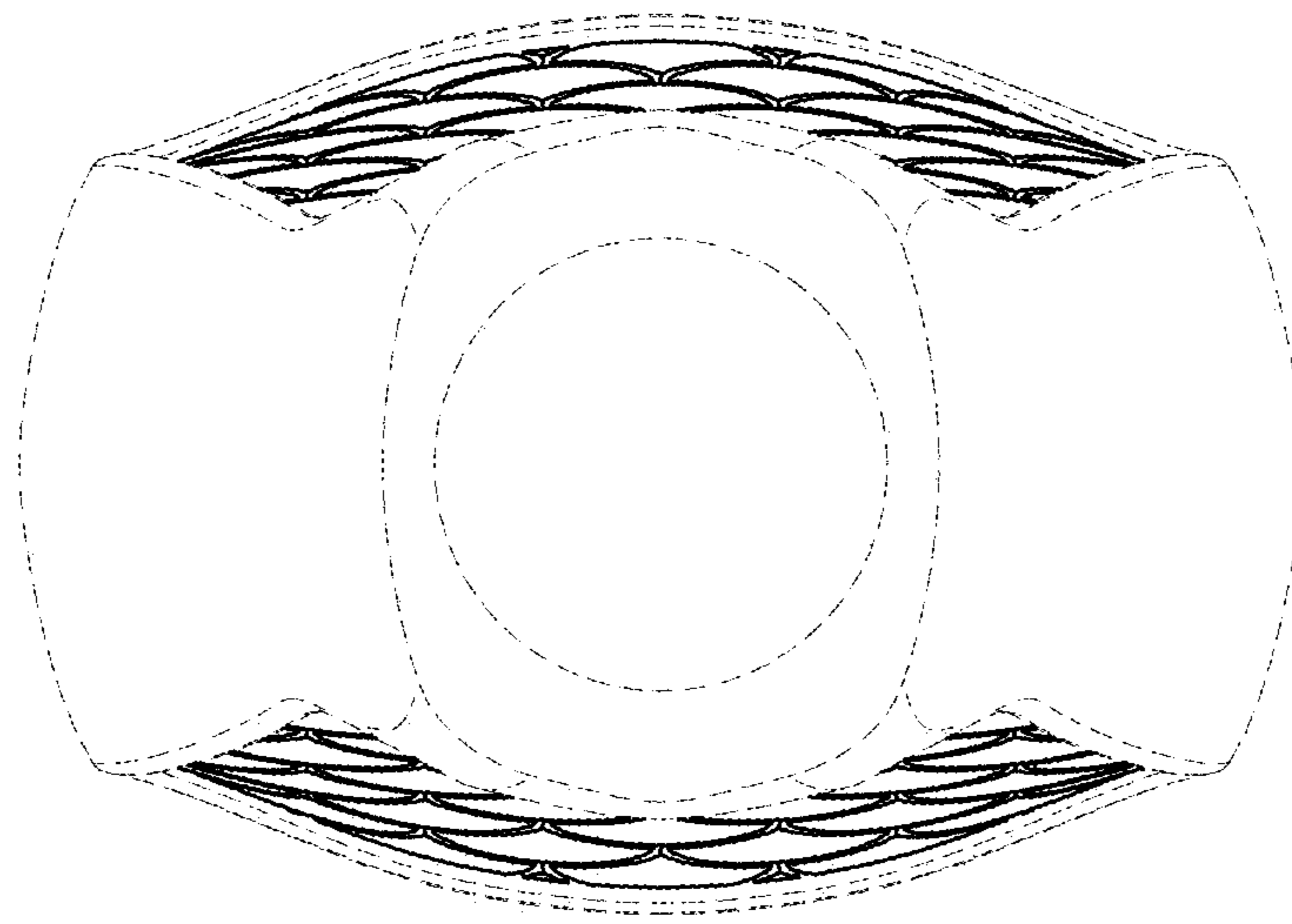
**FIG. 4**



**FIG. 5**

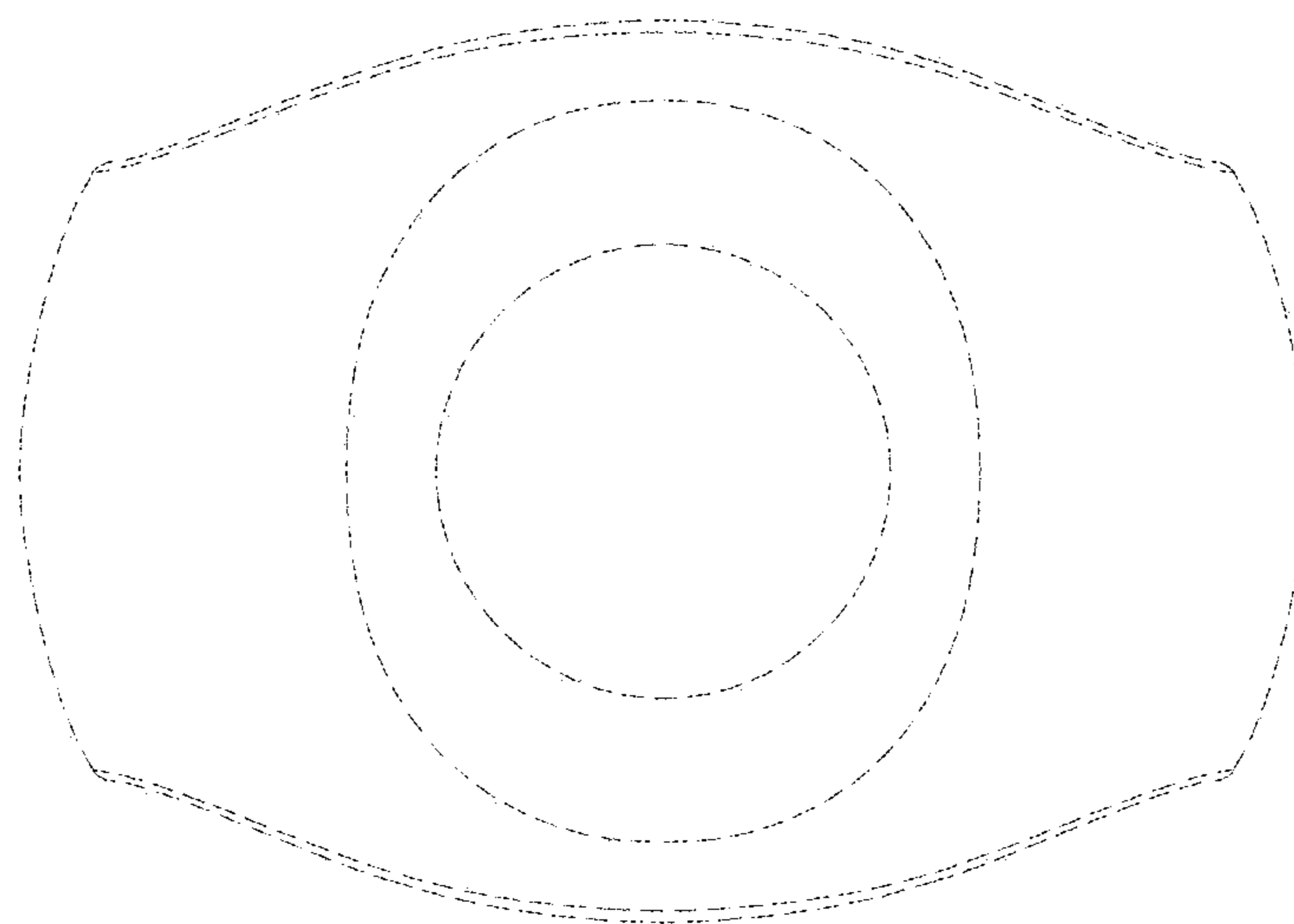


**FIG. 6**



**FIG. 7**





**FIG. 8**