



US00D872779S

(12) **United States Design Patent**  
**Di Nardo et al.**

(10) **Patent No.:** **US D872,779 S**  
(45) **Date of Patent:** **\*\* Jan. 14, 2020**

(54) **ICE SKATE BLADE BENDING APPARATUS**

FOREIGN PATENT DOCUMENTS

(71) Applicant: **Mayflower Industries, LLC**, Key Largo, UT (US)

WO WO-2018064616 A1 \* 4/2018

(72) Inventors: **Thomas Di Nardo**, Key Largo, FL (US); **Christopher Needham**, Midvale, UT (US); **Michael Gomm**, Provo, UT (US); **Chris Lauridsen**, Provo, UT (US)

OTHER PUBLICATIONS

Staybent Short Track Technician's Kit, posted on cascadespeedskates.com, no posted date given, no production date given, [online], [site visited Jun. 26, 2018], Available from Internet, URL: <https://www.cascadespeedskates.com/staybent-short-track-technician-s-kit-details.aspx> (Year: 2018).\*

(\*\*) Term: **15 Years**

(Continued)

(21) Appl. No.: **29/619,681**

*Primary Examiner* — Michael C Stout

(22) Filed: **Sep. 29, 2017**

*Assistant Examiner* — Fritzgerald L Butac

(51) **LOC (12) Cl.** ..... **15-09**

(74) *Attorney, Agent, or Firm* — Dobbin IP Law P.C.; Geoffrey E. Dobbin

(52) **U.S. Cl.**

USPC ..... **D15/123**; D15/125

(57) **CLAIM**

(58) **Field of Classification Search**

USPC .... D8/14, 20–23, 26, 29, 32, 40, 41, 51, 52, D8/55, 56, 58, 59, 64, 66, 75, 81, 88, 98, D8/99, 100, 105–107, 300, 303, 306, 308, D8/309, 311, 499; D15/122, 124–127, D15/131–133, 139, 142, 199; D19/68, D19/69; D27/100, 101, 183, 194, 195  
CPC .... A63C 1/30; A63C 1/32; A63C 1/38; A63C 1/42; B21D 7/08

The ornamental design for an ice skate blade bending apparatus, as shown and described.

See application file for complete search history.

**DESCRIPTION**

(56) **References Cited**

U.S. PATENT DOCUMENTS

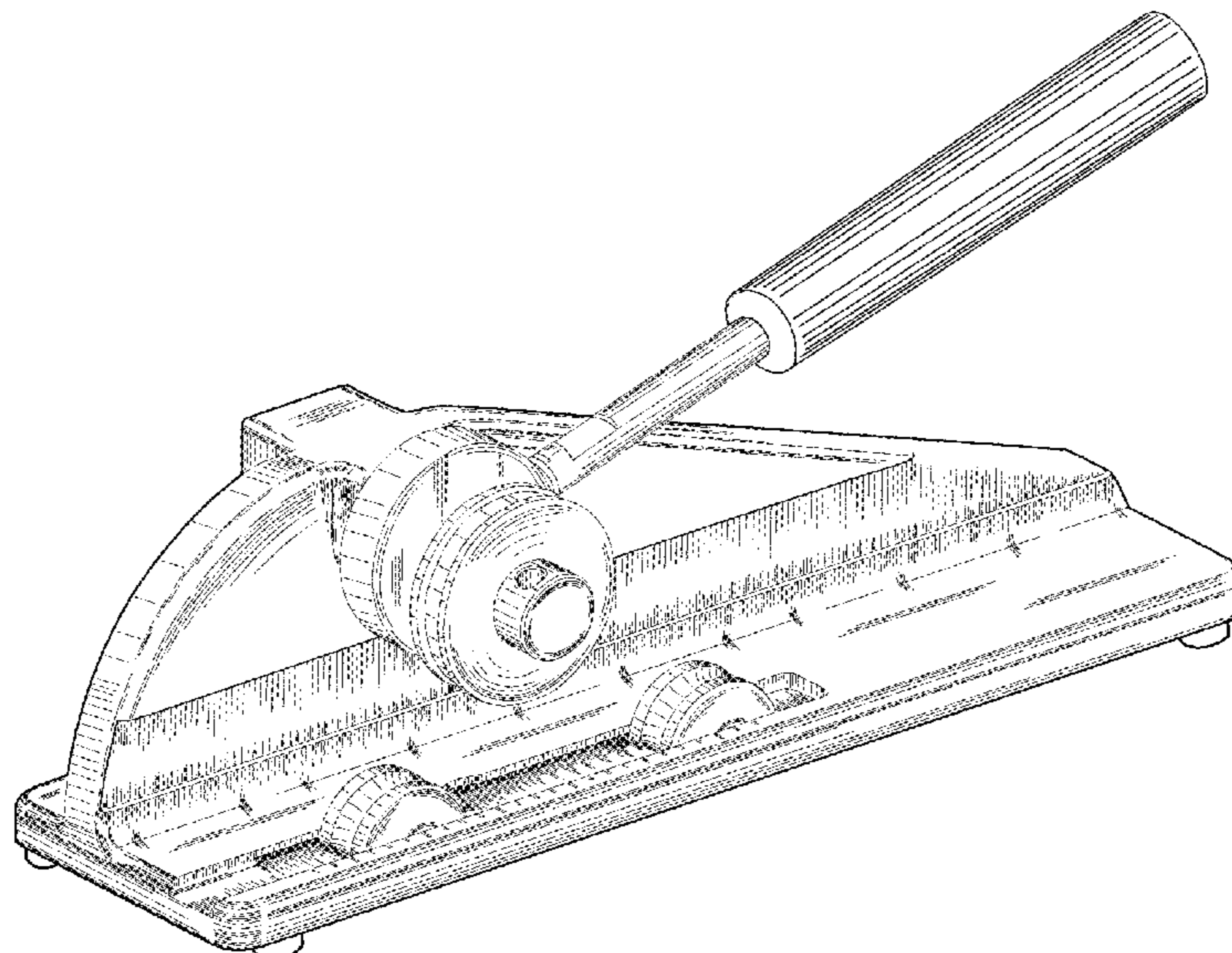
D296,565 S \* 7/1988 Eichenberg ..... D18/14  
D339,811 S \* 9/1993 Price ..... D15/123  
D415,174 S \* 10/1999 Napolitano ..... D15/127  
D424,585 S \* 5/2000 Torrents Comas ..... D15/127  
D434,782 S \* 12/2000 Comas ..... D15/127  
6,619,195 B2 \* 9/2003 Corcoran ..... B26D 5/10  
100/224  
D502,951 S \* 3/2005 Erik ..... D15/123

FIG. 1 is a perspective view of an ice skate blade bending apparatus.  
FIG. 2 is an exploded front perspective view thereof.  
FIG. 3 is a front view thereof.  
FIG. 4 is a front perspective view thereof.  
FIG. 5 is another front perspective view thereof; with the lever arm in an alternate position.  
FIG. 6 is a rear perspective view thereof.  
FIG. 7 is a rear view thereof.  
FIG. 8 is another rear perspective view thereof.  
FIG. 9 is a top view thereof.  
FIG. 10 is a side view thereof; and,  
FIG. 11 is the other side view thereof.

The broken lines showing parts of a speed skate blade are for the purposes of showing environmental structure and form no part of the claimed design.

(Continued)

**1 Claim, 7 Drawing Sheets**



(56)

**References Cited**

U.S. PATENT DOCUMENTS

6,935,544 B2 \* 8/2005 Torrents I Comas .. B28D 1/225  
125/23.02  
D510,095 S \* 9/2005 Ainsworth ..... D15/123  
6,945,166 B2 \* 9/2005 Corcoran ..... B26D 5/16  
100/229 R  
D518,494 S \* 4/2006 Rapp ..... D15/123  
7,234,338 B2 \* 6/2007 Mirtz ..... B21D 7/021  
72/149  
D571,382 S \* 6/2008 Borgwarth ..... D15/127  
D603,432 S \* 11/2009 Wilson ..... D15/125  
D645,061 S \* 9/2011 Plummer ..... D15/123  
2011/0169233 A1 \* 7/2011 Wilson ..... A63C 1/32  
280/11.18

OTHER PUBLICATIONS

Blade Bender "Solid Block", posted on [specialequipment.com](http://specialequipment.com), no posted date given, no production date given, [online], [site visited Jun. 26, 2018], Available from Internet, URL: [http://specialequipment.com/product\\_info.php?products\\_id=171](http://specialequipment.com/product_info.php?products_id=171) (Year: 2018).\*

\* cited by examiner



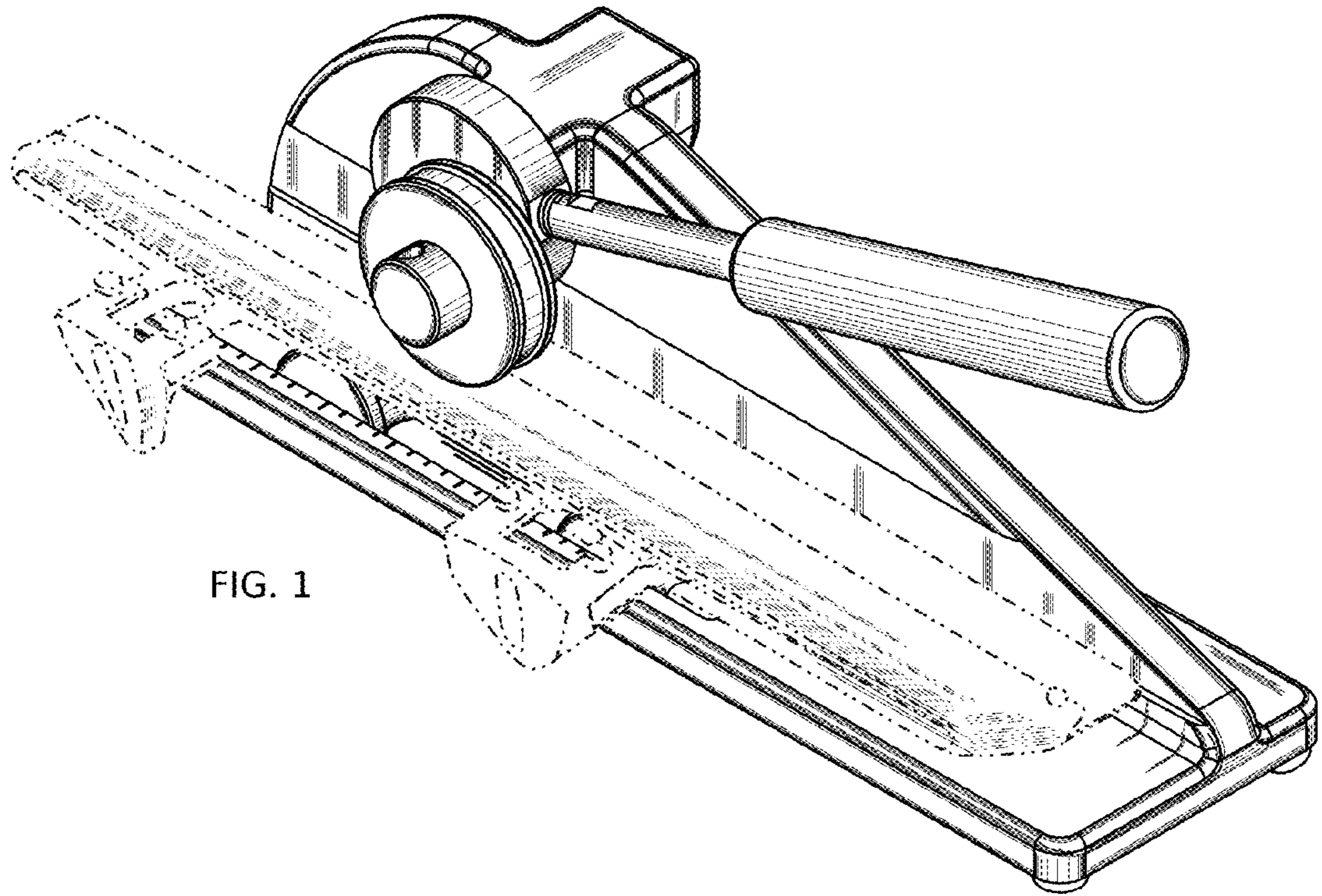


FIG. 1

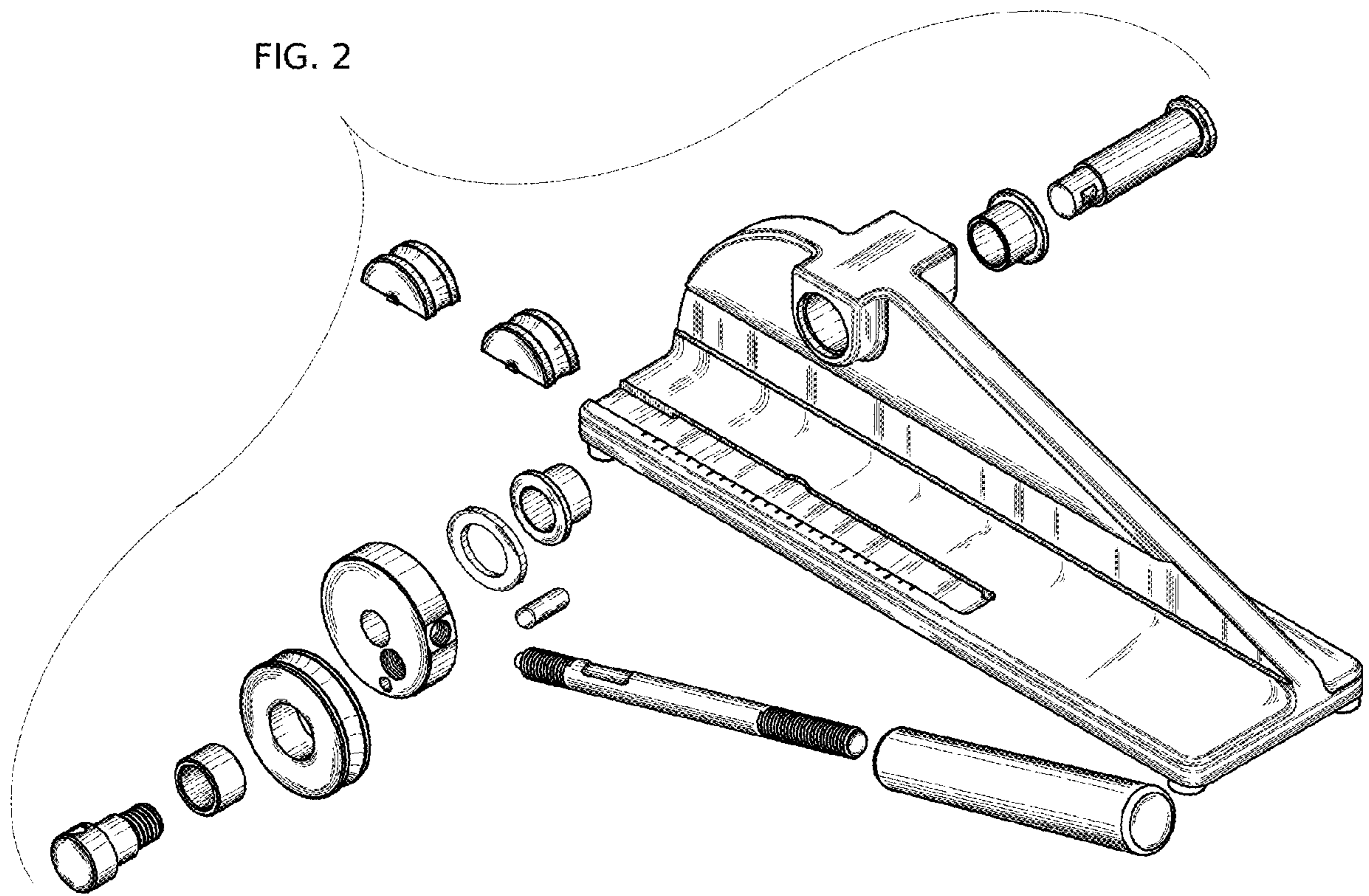


FIG. 2



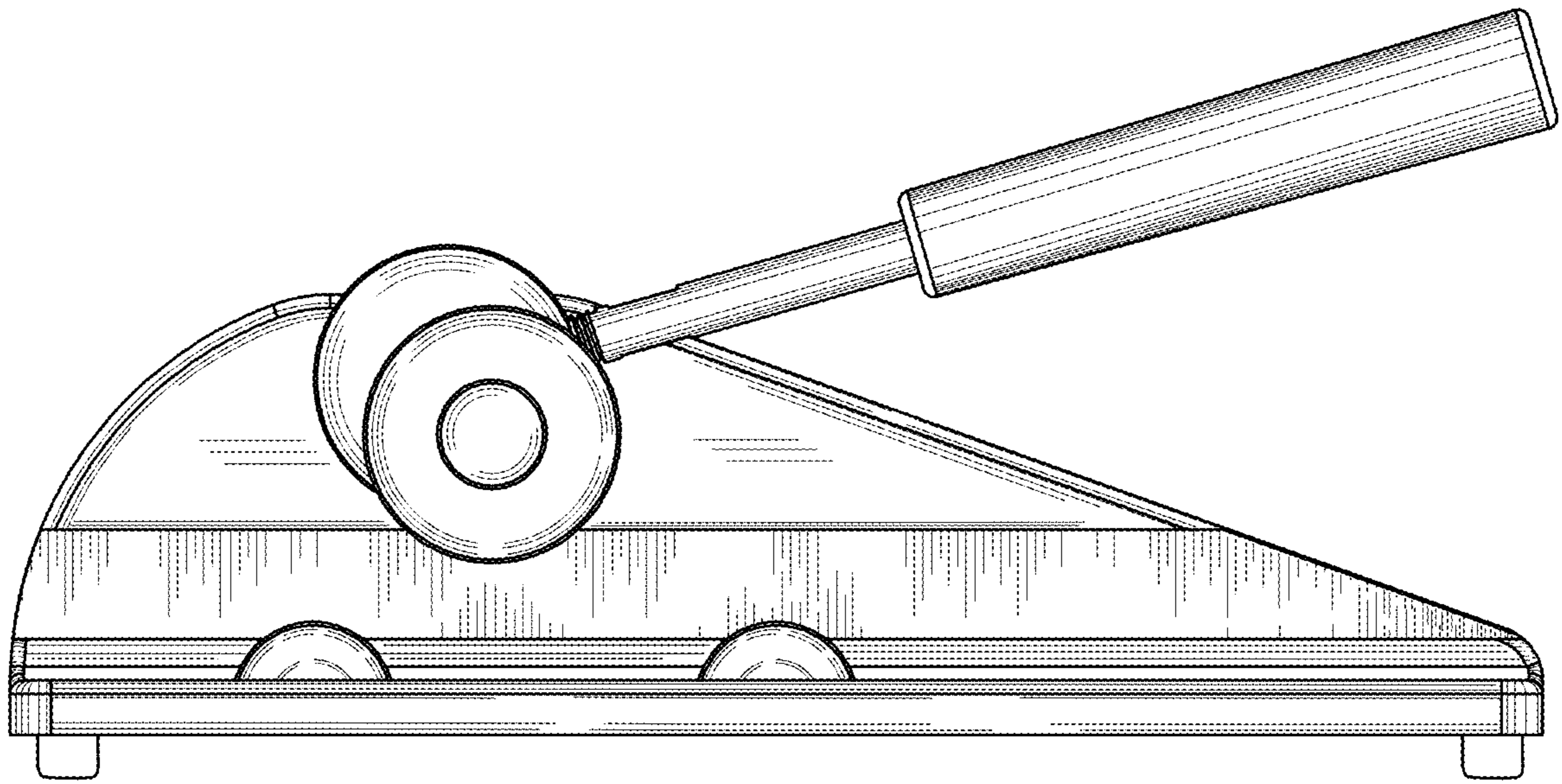


FIG. 3

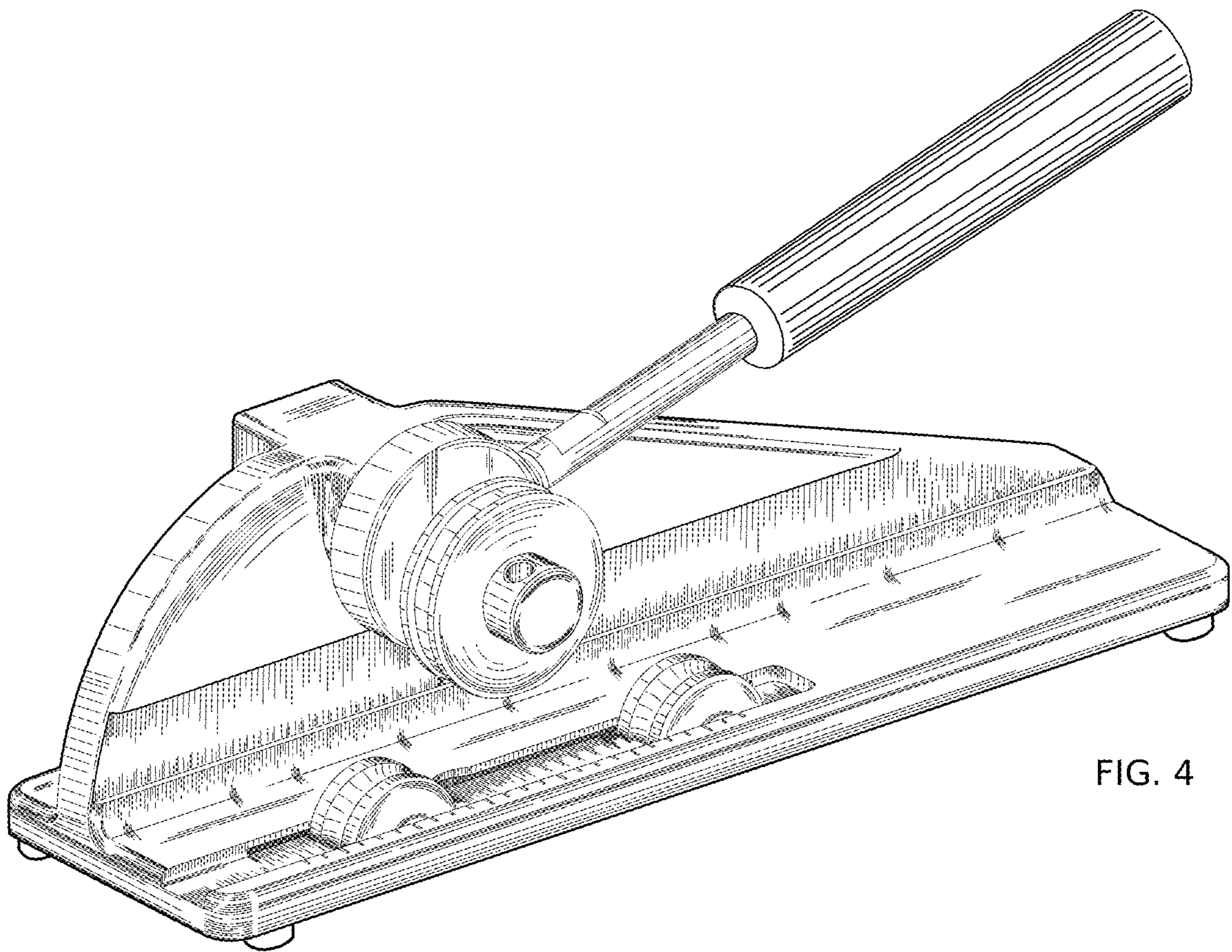


FIG. 4

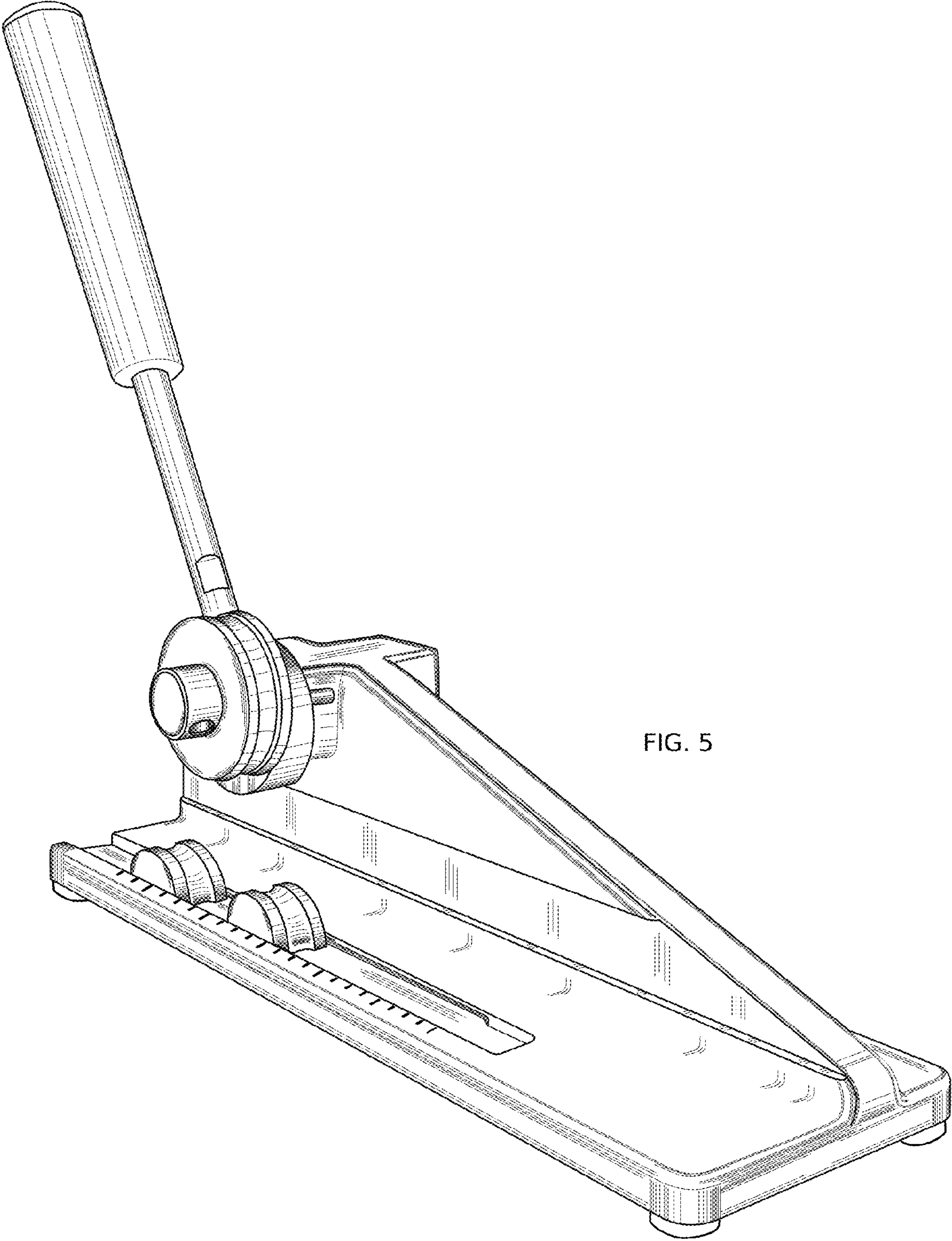


FIG. 5



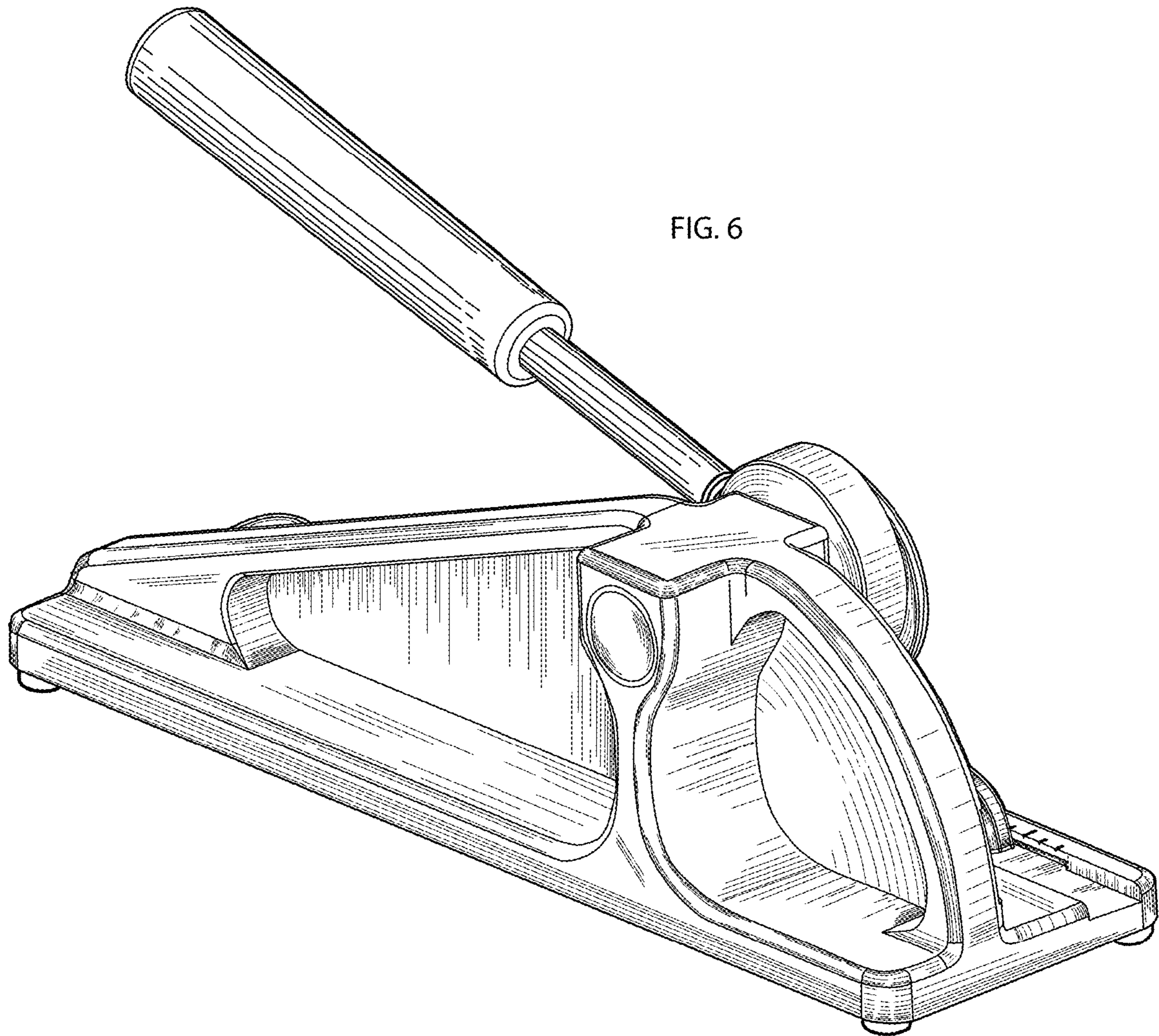


FIG. 6

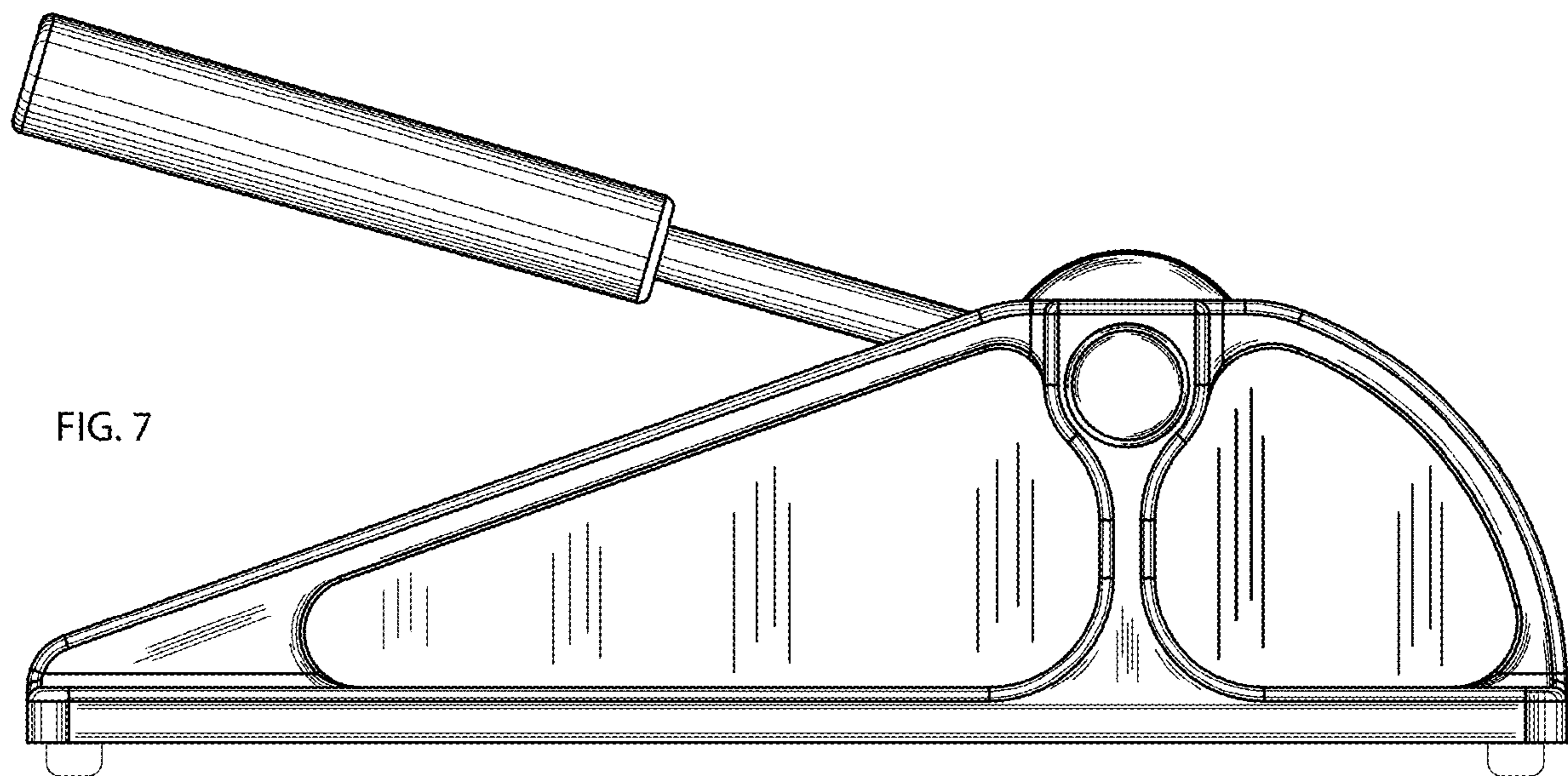


FIG. 7

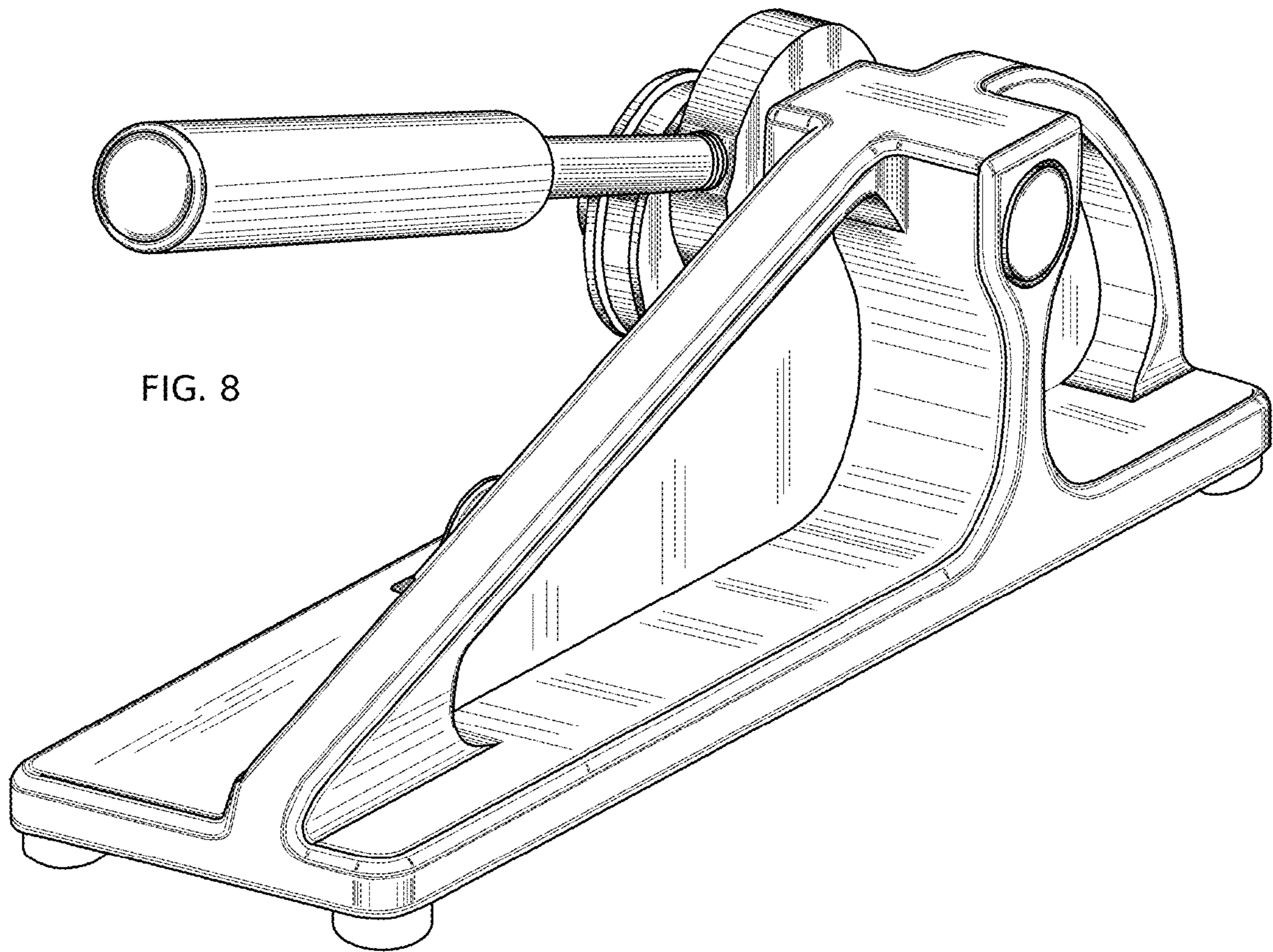


FIG. 8

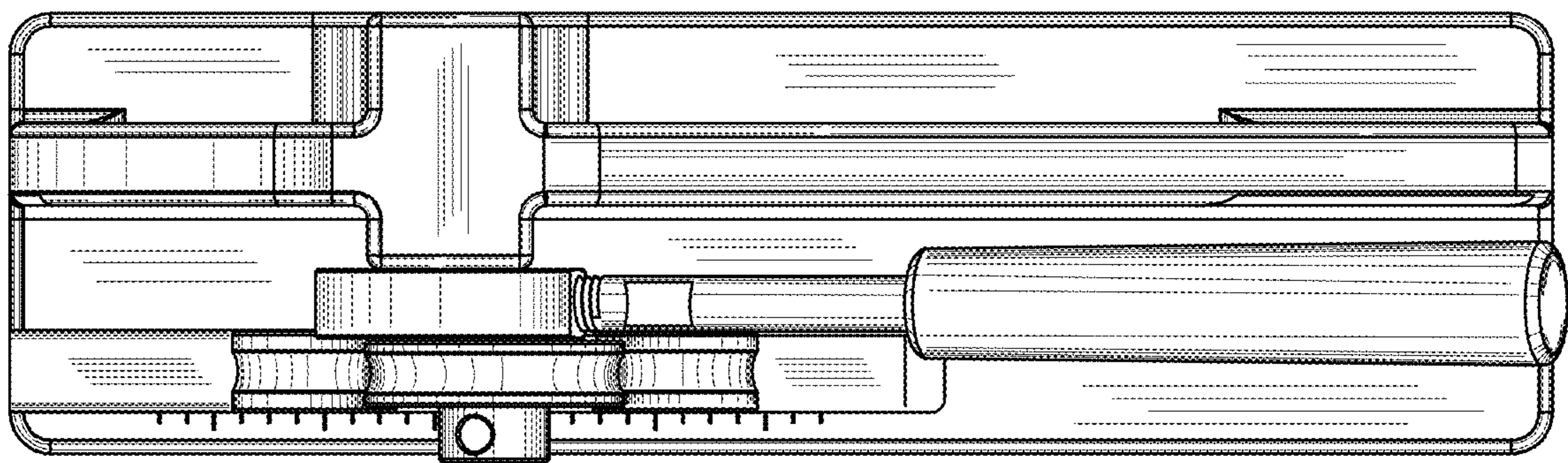


FIG. 9



FIG. 10

