



US00D872729S

(12) **United States Design Patent** (10) **Patent No.:** **US D872,729 S**
Lee (45) **Date of Patent:** **** Jan. 14, 2020**

(54) **DISPLAY SCREEN OR PORTION THEREOF FOR A TRANSITIONAL GRAPHICAL USER INTERFACE**

2005/0204301 A1* 9/2005 Keely et al. 715/768
2009/0241060 A1* 9/2009 Schmidt et al. 715/800
2010/0199195 A1* 8/2010 Carounanidy et al. 715/760
2011/0115821 A1* 5/2011 Huang et al. 345/660

(75) Inventor: **Jae-Myoung Lee**, Seoul (KR)

FOREIGN PATENT DOCUMENTS

(73) Assignee: **Samsung Electronics Co., Ltd.**, Suwon-si (KR)

WO WO 0063766 A1 * 10/2000 G06F 3/048

(**) Term: **14 Years**

* cited by examiner

(21) Appl. No.: **29/426,619**

Primary Examiner — Richelle G Shelton
(74) *Attorney, Agent, or Firm* — NSIP Law

(22) Filed: **Jul. 9, 2012**

(30) **Foreign Application Priority Data**

Jan. 9, 2012 (KR) 30-2012-0001046

(51) **LOC (12) Cl.** **14-04**

(52) **U.S. Cl.**
USPC **D14/485**

(58) **Field of Classification Search**
USPC D14/485–495; 715/700–978
CPC G06F 3/048; G06F 3/04845; G06T 13/00; G06T 13/80
See application file for complete search history.

(57) **CLAIM**

I claim the ornamental design for a display screen or portion thereof for a transitional graphical user interface, as shown and described.

(56) **References Cited**

U.S. PATENT DOCUMENTS

6,307,575 B1 * 10/2001 Matsushita 715/788
6,320,599 B1 * 11/2001 Sciammarella et al. 345/667
7,487,464 B2 * 2/2009 Grotjohn et al. 715/797
D599,365 S * 9/2009 Brown et al. D14/485
D631,060 S * 1/2011 Flik et al. D14/486
D648,735 S * 11/2011 Arnold et al. D14/486
D656,950 S * 4/2012 Shallcross et al. D14/488
D658,676 S * 5/2012 Gleasman et al. D14/488
D701,233 S * 3/2014 Heong D14/486
D720,765 S * 1/2015 Xie D14/486
D752,077 S * 3/2016 Guesnon, Jr. D14/486
D796,536 S * 9/2017 Kim D14/486
D852,215 S * 6/2019 Westerhold D14/486

DESCRIPTION

FIG. 1 is a front view of a first image in a sequence for a display screen or portion thereof for a transitional graphical user interface showing my new design;
FIG. 2 is a front view of a second image thereof;
FIG. 3 is a front view of a third image thereof;
FIG. 4 is a front view of a fourth image thereof; and,
FIG. 5 is a front view of FIG. 1 which illustrates an example environment.

The appearance of the transitional image sequentially transitions between the images shown in FIGS. 1 through 4. This process or period forms no part of the claimed design. The long and short dashed broken line showing of a mobile terminal in FIGS. 1-4 forms no part of the claimed design. The mobile terminal, display screen, and the text, numbers, symbols and images of the graphical user interface shown in broken line in FIGS. 1 through 5 form no part of the claimed design.

1 Claim, 5 Drawing Sheets

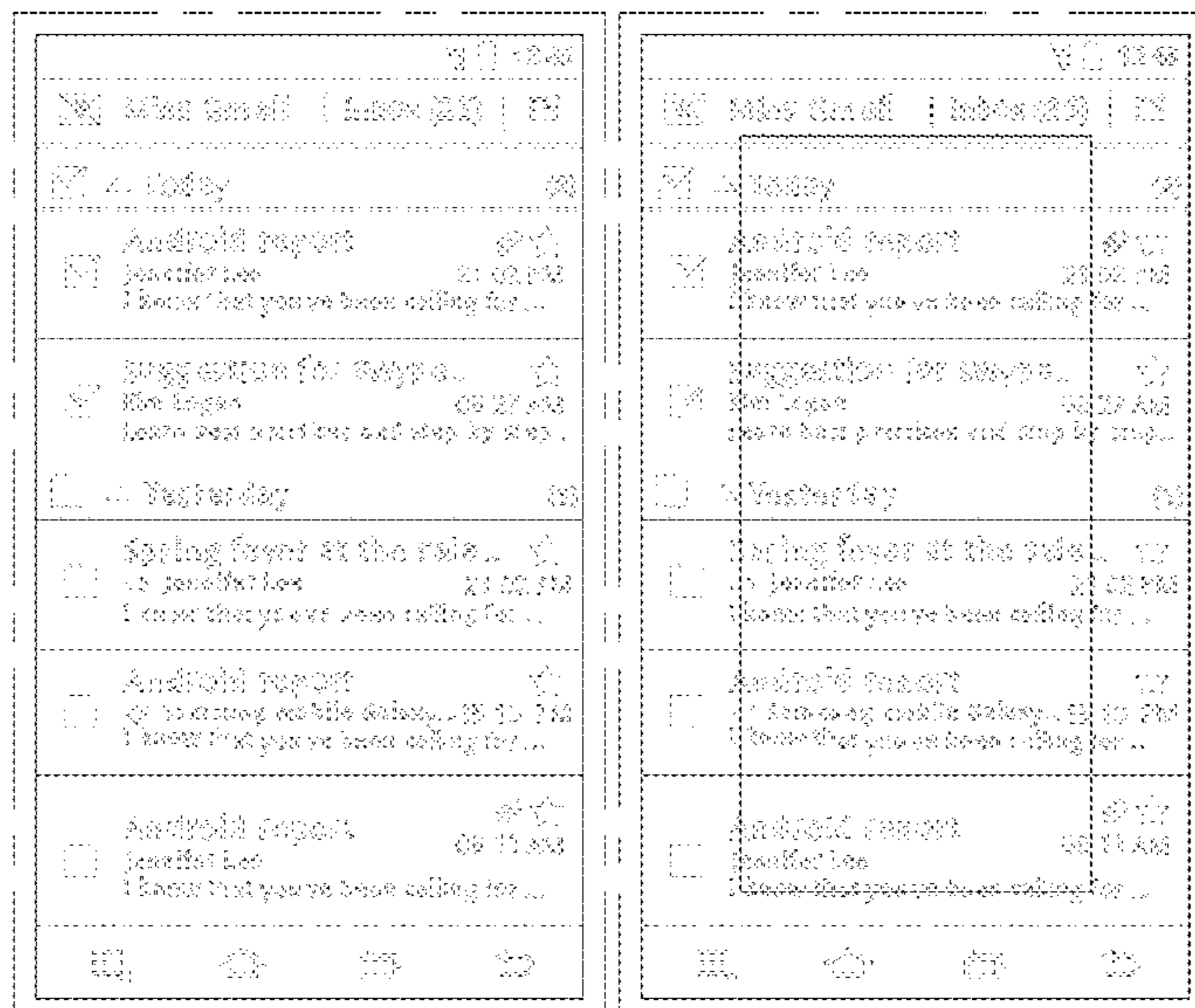


FIG. 1

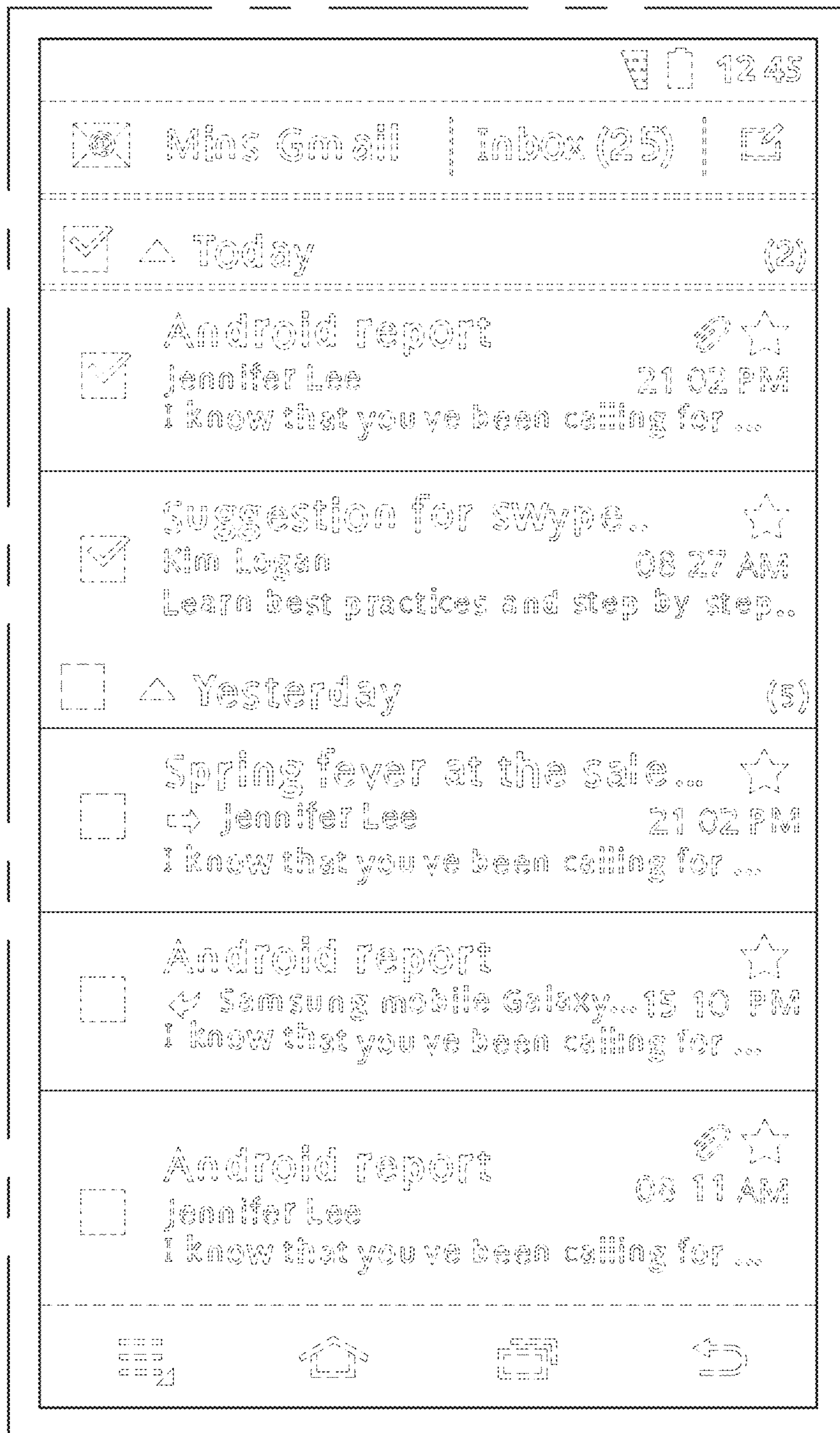


FIG. 3

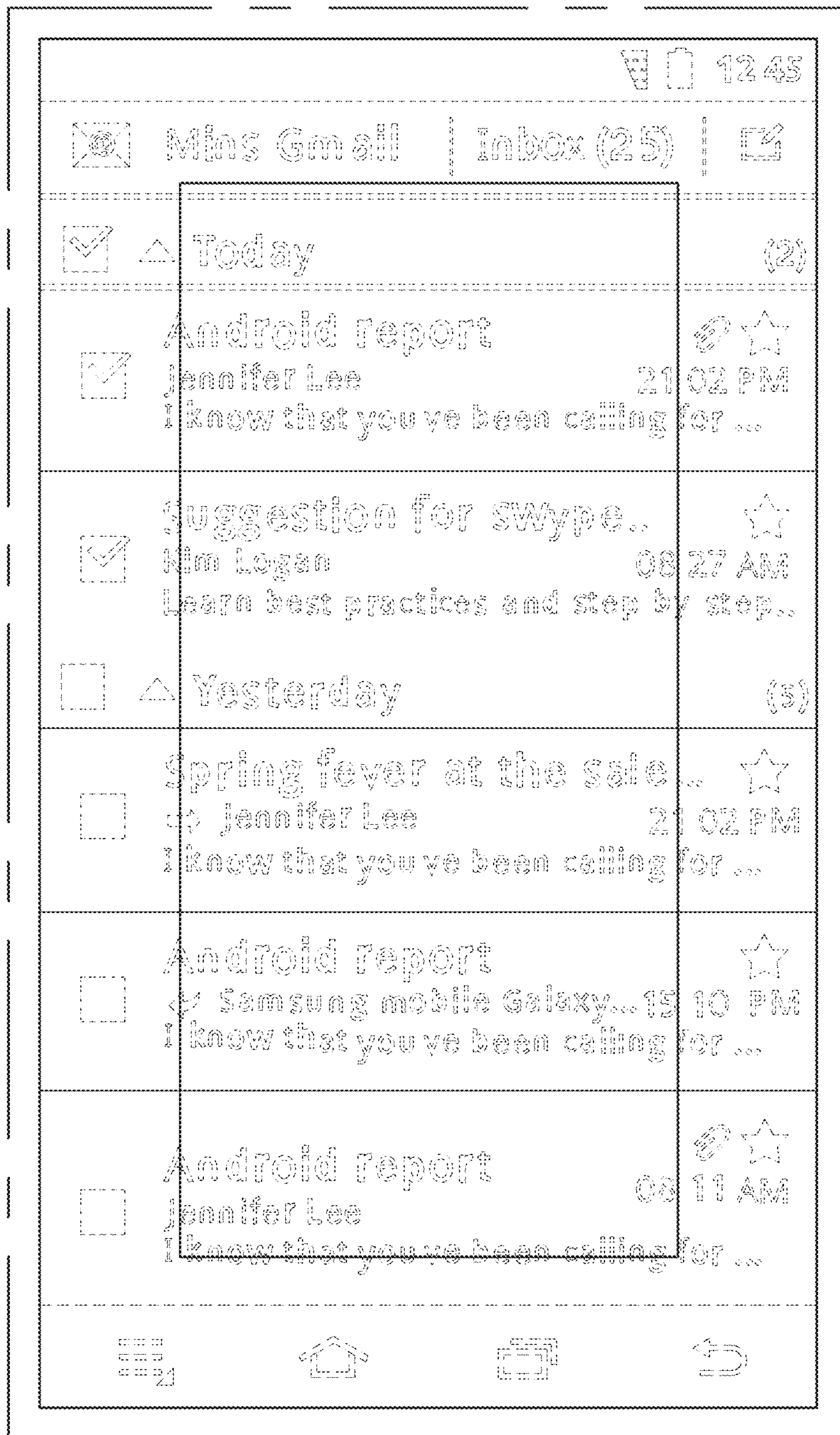


FIG. 4

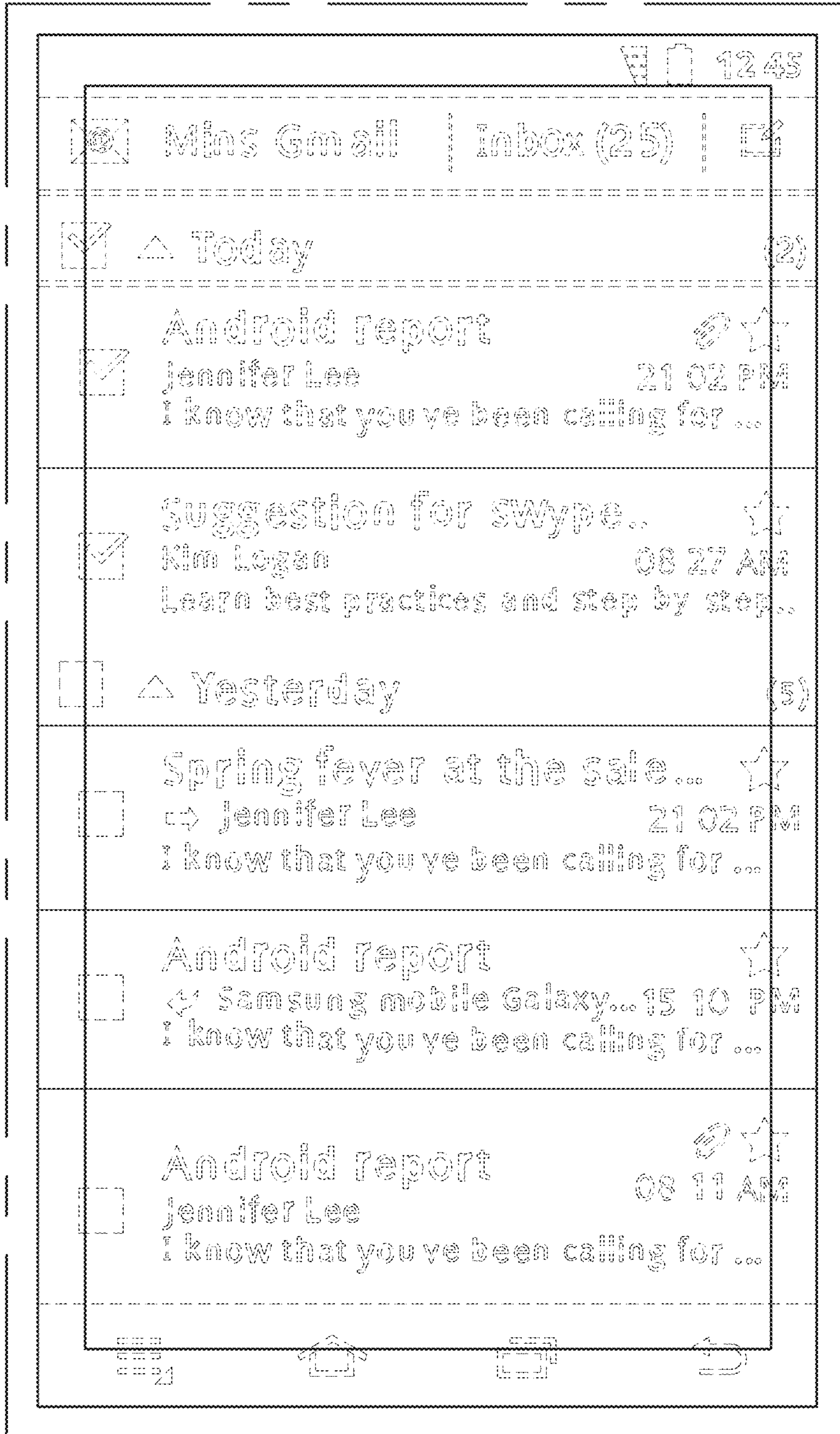


FIG. 5

