



US00D872672S

(12) **United States Design Patent**
Grewer

(10) **Patent No.:** **US D872,672 S**
(45) **Date of Patent:** **** Jan. 14, 2020**

(54) **WHEEL**

(71) Applicant: **Jaguar Land Rover Limited**, Whitley,
Coventry (GB)

(72) Inventor: **Dale Grewer**, Coventry (GB)

(73) Assignee: **Jaguar Land Rover Limited**, Whitley,
Coventry (GB)

(**) Term: **15 Years**

(21) Appl. No.: **29/637,687**

(22) Filed: **Feb. 21, 2018**

(30) **Foreign Application Priority Data**

Aug. 31, 2017 (EM) 004174720

(51) **LOC (12) Cl.** **12-16**

(52) **U.S. Cl.**
USPC **D12/209**

(58) **Field of Classification Search**
USPC D12/204–213
CPC B60B 7/00; B60B 7/02; B60B 7/04; B60B
7/01; B60B 7/06; B60B 3/02; B60B 3/04;
B60B 3/06; B60B 3/10; B60B 1/00;
B60B 1/08; B60B 1/10; B60B 1/12
See application file for complete search history.

(56) **References Cited**

U.S. PATENT DOCUMENTS

D419,942 S * 2/2000 Lampkin D12/209
D460,396 S * 7/2002 Kember D12/209

D512,007 S *	11/2005	Sze	D12/209
D560,585 S *	1/2008	Blasi	D12/209
D593,018 S *	5/2009	Juergens	D12/209
D617,710 S *	6/2010	Ectors	D12/209
D618,152 S *	6/2010	Juergens	D12/209
D756,876 S *	5/2016	Rueckheim	D12/209
D757,624 S *	5/2016	Hammoud	D12/209
D763,764 S *	8/2016	Dunford	D12/209
D782,383 S *	3/2017	Owens	D12/209
D791,036 S *	7/2017	Owens	D12/209
D797,025 S *	9/2017	Khachatryan	D12/209
D800,044 S *	10/2017	Ghobrial	D12/209
D803,135 S *	11/2017	Bucher	D12/209
D810,646 S *	2/2018	Heizmann	D12/209
D849,644 S *	5/2019	Chan	D12/209
D853,931 S *	7/2019	Khachatryan	D12/209
D854,998 S *	7/2019	Ma	D12/209
D858,408 S *	9/2019	Kikuchi	D12/209

* cited by examiner

Primary Examiner — Stacia A Cadmus

(74) *Attorney, Agent, or Firm* — Wood Herron & Evans
LLP

(57) **CLAIM**

The ornamental design for a wheel, as shown and described.

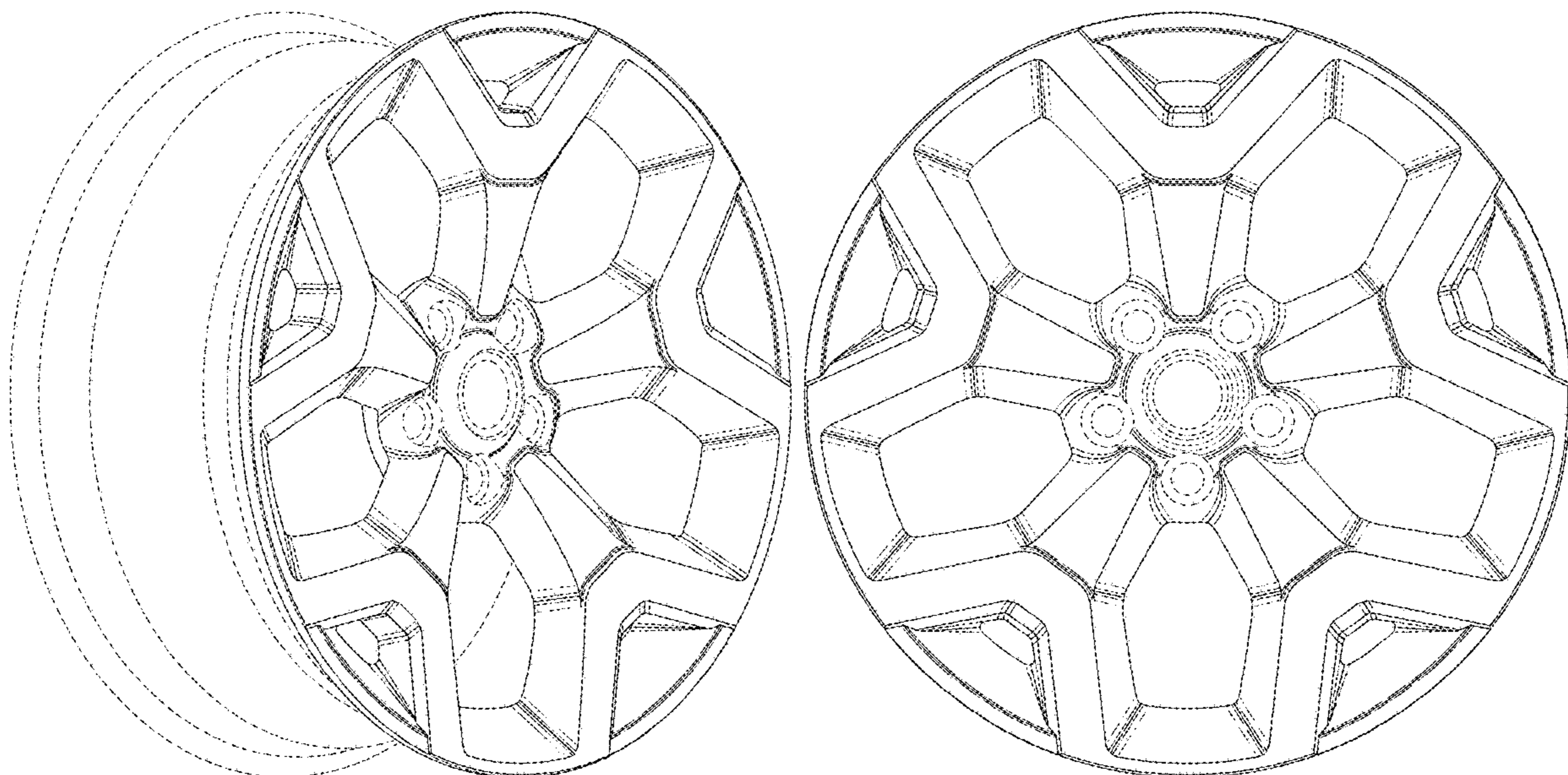
DESCRIPTION

FIG. 1 is a front left perspective view of a wheel for a vehicle according to the present invention.

FIG. 2 is a front view of the wheel shown in FIG. 1; and, FIG. 3 is a left side view thereof, the right side being a mirror image thereof.

In FIGS. 1-3, the broken lines form no part of the claimed design, but are included to show environmental structure.

1 Claim, 3 Drawing Sheets



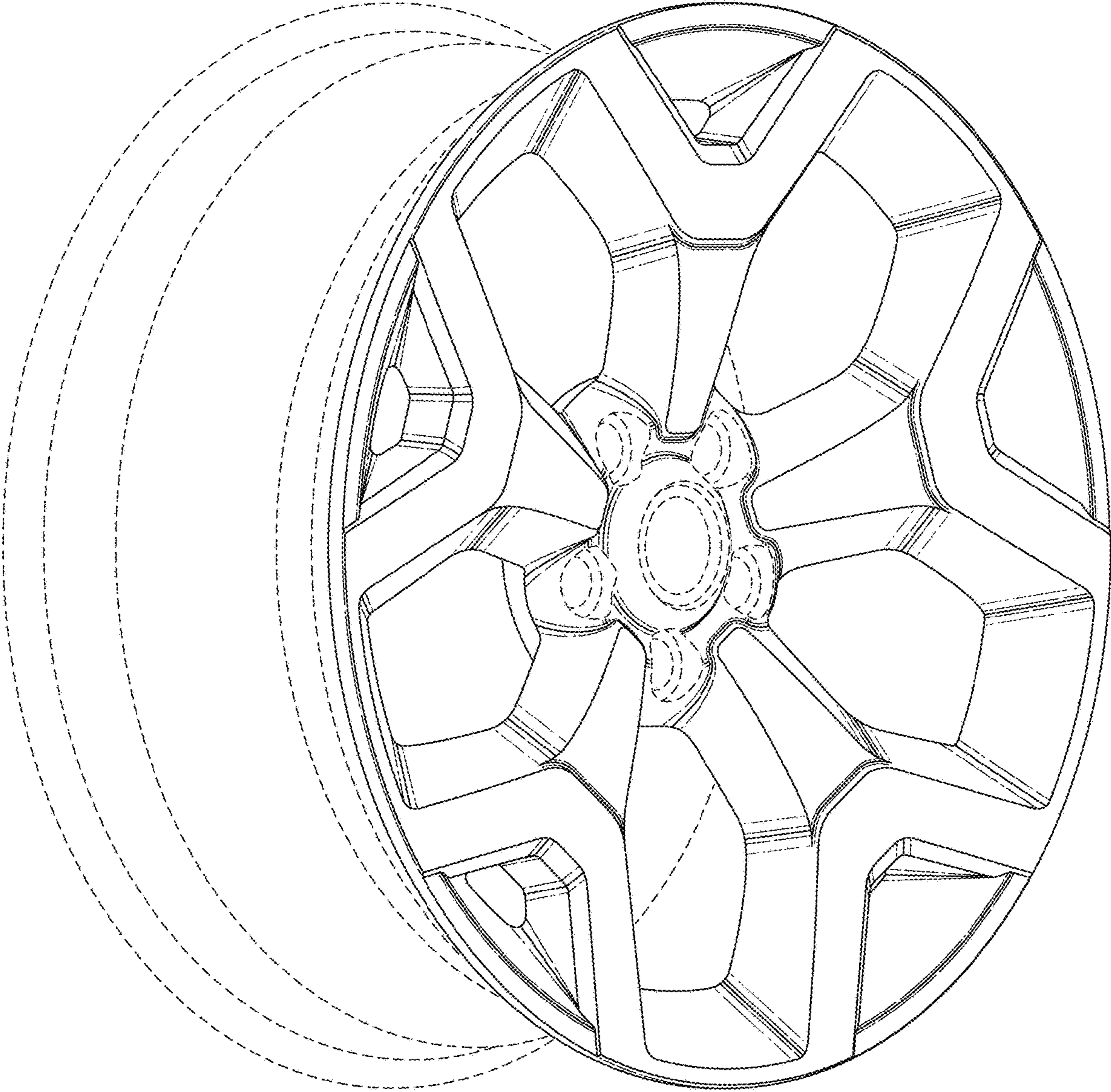


FIG. 1




FIG. 2




FIG. 3