



US00D872661S

(12) **United States Design Patent**
Koyama et al.

(10) **Patent No.:** **US D872,661 S**
(45) **Date of Patent:** **** Jan. 14, 2020**

(54) **MOTOR VEHICLE AND/OR TOY REPLICA THEREOF**

(71) Applicants: **Hideo Koyama**, Tokai (JP); **Daisuke Iguchi**, Mizuho (JP); **Shun Kawaguchi**, Nagoya (JP); **Tatsuya Sonoda**, Mouans-Sartoux (FR)

(72) Inventors: **Hideo Koyama**, Tokai (JP); **Daisuke Iguchi**, Mizuho (JP); **Shun Kawaguchi**, Nagoya (JP); **Tatsuya Sonoda**, Mouans-Sartoux (FR)

(73) Assignee: **TOYOTA JIDOSHA KABUSHIKI KAISHA** (JP)

(**) Term: **15 Years**

(21) Appl. No.: **29/645,115**

(22) Filed: **Apr. 24, 2018**

(30) **Foreign Application Priority Data**

Oct. 25, 2017 (JP) 2017-023730

(51) **LOC (12) Cl.** **12-16**

(52) **U.S. Cl.**
USPC **D12/164**

(58) **Field of Classification Search**
USPC D12/86, 90-92, 88, 164; D21/424, 433, D21/434, 533; 296/181.1-181.5, 183.1
CPC B62D 25/00; B62D 25/06; B62D 33/00; B62D 35/00
See application file for complete search history.

(56) **References Cited**

U.S. PATENT DOCUMENTS

D570,251 S * 6/2008 Nakamura D12/91
D576,919 S * 9/2008 Ito D12/91
D589,401 S * 3/2009 Yokoi D12/91
D605,559 S * 12/2009 Iwasaki D12/91

D630,130 S * 1/2011 Ito D12/91
D630,972 S * 1/2011 Fujiwara D12/91
D637,110 S * 5/2011 Sperling D12/91
D641,291 S * 7/2011 Sperling D12/91
D710,253 S * 8/2014 Suzuki D12/91
D711,286 S * 8/2014 Suzuki D12/91
D761,704 S * 7/2016 Matsuno D12/164
D774,426 S * 12/2016 Cartabiano D12/164
D775,004 S * 12/2016 Fukui D12/164

OTHER PUBLICATIONS

Netcarshow, Toyota C-HR (2018), <https://www.netcarshow.com/toyota/2018-c-hr_us-version/>, available as early as Jul. 27, 2017.
Netcarshow, Honda CR-V (2017), <<https://www.netcarshow.com/honda/2017-cr-v/>>, available as early as Jul. 27, 2017.

* cited by examiner

Primary Examiner — Melody N Brown
(74) *Attorney, Agent, or Firm* — Saidman DesignLaw Group, LLC

(57) **CLAIM**

The ornamental design for a motor vehicle and/or toy replica thereof, as shown and described.

DESCRIPTION

FIG. 1 is a left, front perspective view of a motor vehicle and/or toy replica thereof showing our new design; FIG. 2 is a left, rear perspective view thereof; FIG. 3 is a right, front perspective view thereof; FIG. 4 is a right, rear perspective view thereof; FIG. 5 is a left side view thereof; FIG. 6 is a right side view thereof; FIG. 7 is a front view thereof; FIG. 8 is a rear view thereof; and, FIG. 9 is a top view thereof.

The claimed design is indicated by the relatively dark portions in the figures. The relatively light portions form no part of the claimed design.

1 Claim, 9 Drawing Sheets





FIG. 1




FIG. 2



FIG. 3




FIG. 4

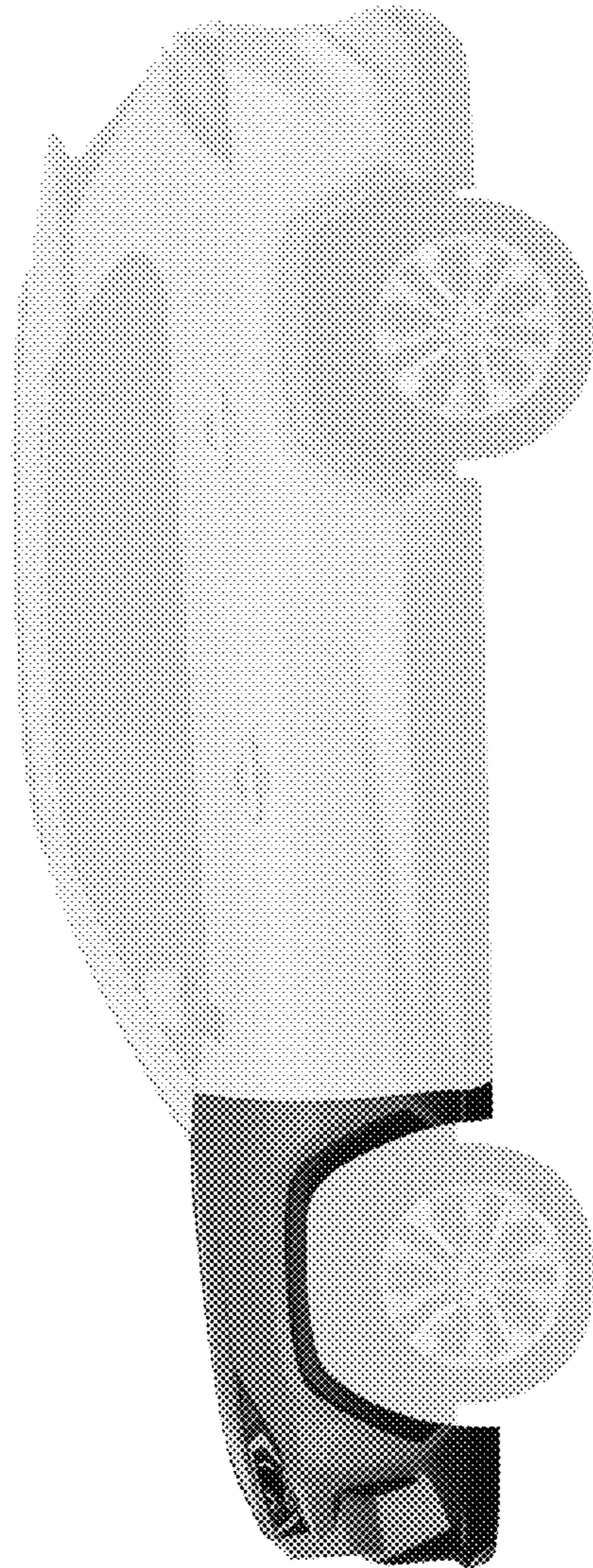


FIG. 5

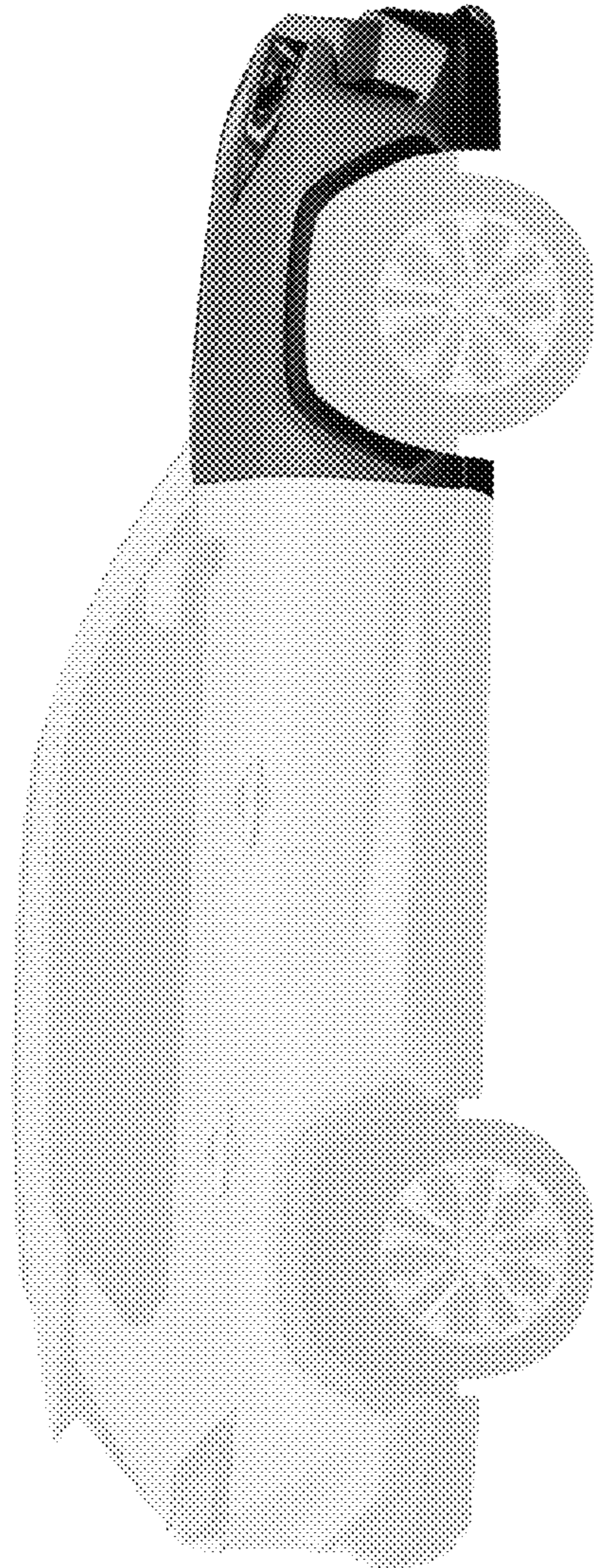


FIG. 6




FIG. 7




FIG. 8

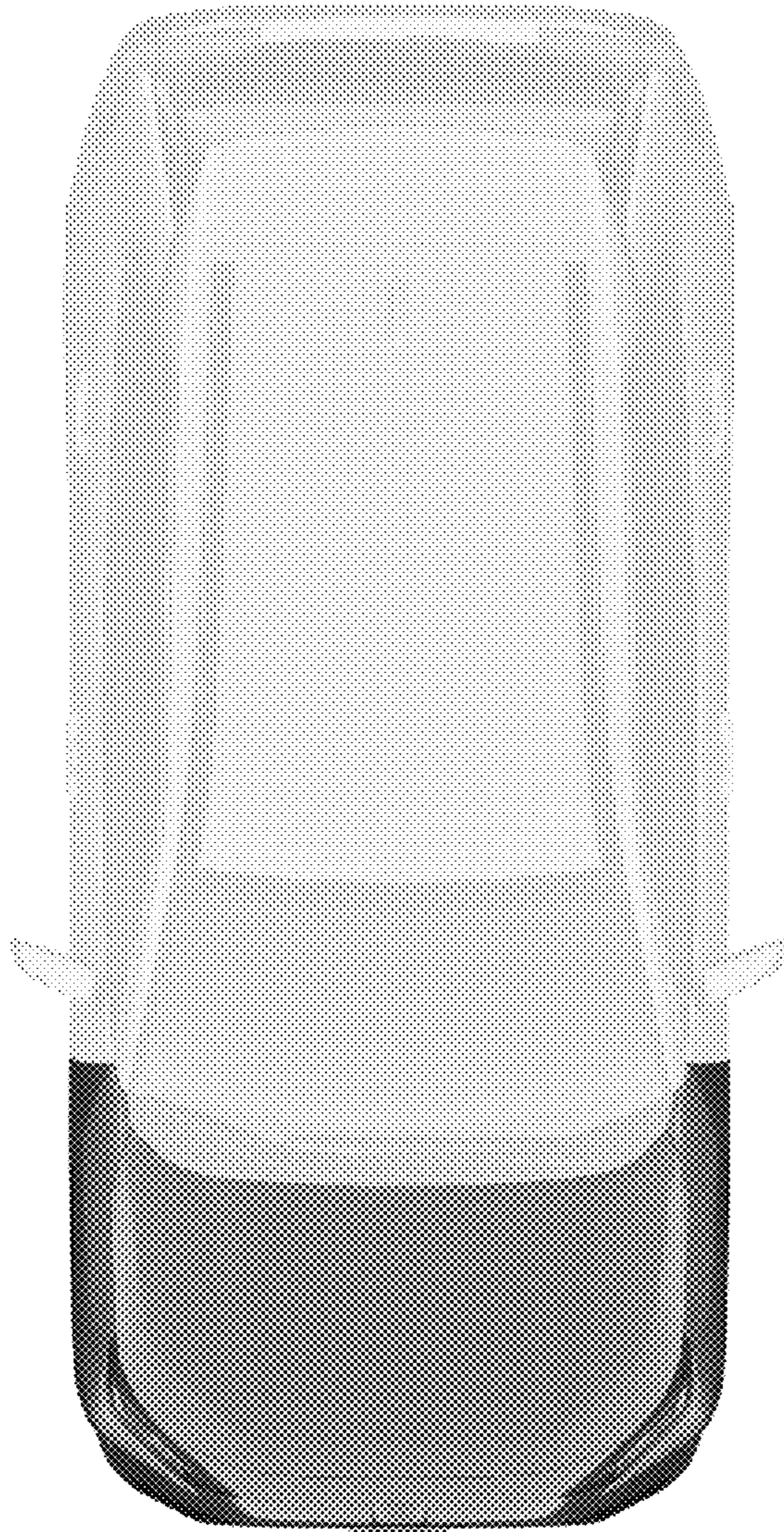


FIG. 9