



US00D872649S

(12) **United States Design Patent**
Savushkin et al.

(10) **Patent No.:** **US D872,649 S**
(45) **Date of Patent:** **** Jan. 14, 2020**

(54) **ADAPTER PAD FOR RAILCAR TRUCK**
(71) Applicant: **RAIL 1520 IP LTD**, Limassol (CY)
(72) Inventors: **Roman Aleksandrovich Savushkin**,
Moscow (RU); **Kirill Valterovich Kyakk**,
Saint-Petersburg (RU); **Ivan Vladimirovich Turutin**,
Saint-Petersburg (RU); **Pavel Vasilievich Tabak**,
Saint-Petersburg (RU)

D753,545 S * 4/2016 Gotlund D12/47
D753,546 S * 4/2016 Gotlund D12/47
D753,547 S * 4/2016 Gotlund D12/47
D762,520 S * 8/2016 Gotlund D12/47
9,434,393 B2 * 9/2016 Gotlund B61F 5/26
2010/0064930 A1 * 3/2010 Schorr B61F 5/305
105/224.1
2014/0060380 A1 * 3/2014 Berg B61F 5/305
105/218.1
2016/0257314 A1 * 9/2016 Gotlund B61F 5/142

(73) Assignee: **RAIL 1520 IP LTD**, Limassol (CY)
(**) Term: **15 Years**

FOREIGN PATENT DOCUMENTS
WO WO 2017141119 A1 * 8/2017 B61F 5/32
* cited by examiner

(21) Appl. No.: **29/589,349**
(22) Filed: **Dec. 30, 2016**
(51) **LOC (12) Cl.** **12-03**
(52) **U.S. Cl.**
USPC **D12/47**
(58) **Field of Classification Search**
USPC D12/118, 159, 160, 161, 162, 174, 178,
D12/179, 180, 181, 187, 400, 42, 43, 46,
D12/47, 48, 49, 50, 51, 52
See application file for complete search history.

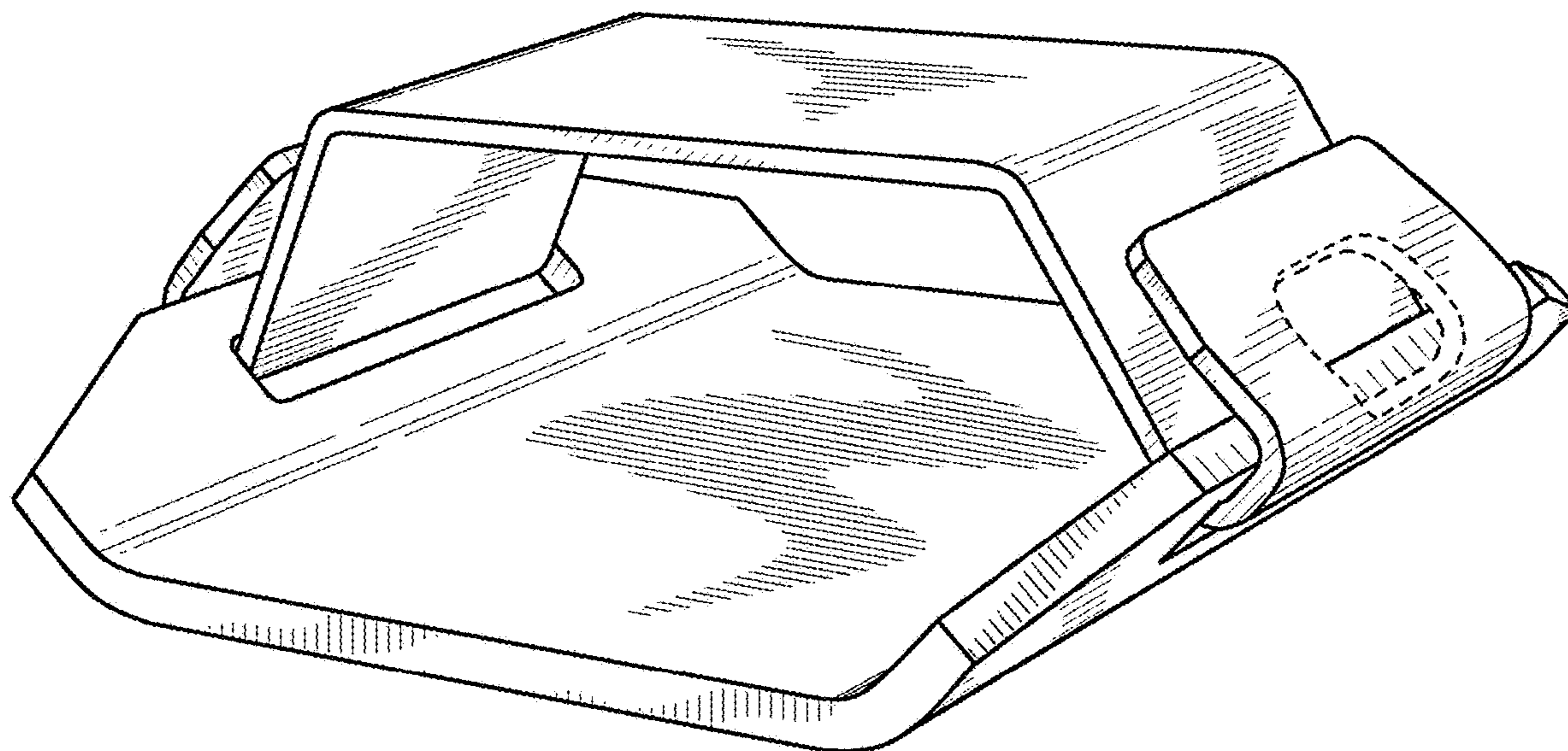
Primary Examiner — Susan E Krakower
Assistant Examiner — Jerry Shiuan-Hua Hsu
(74) *Attorney, Agent, or Firm* — Hoffmann & Baron, LLP

(56) **References Cited**
U.S. PATENT DOCUMENTS
3,785,298 A * 1/1974 Reynolds B61F 5/305
105/218.1
5,562,045 A * 10/1996 Rudibaugh B61F 5/305
105/220
5,799,582 A * 9/1998 Rudibaugh B61F 5/32
105/222
D753,544 S * 4/2016 Gotlund D12/47

(57) **CLAIM**
The ornamental design for the adapter pad for railcar truck,
as shown and described.

DESCRIPTION
FIG. 1 is a perspective view of an adapter pad for railcar truck;
FIG. 2 is a front elevational view thereof, with a rear elevational view being a mirror image;
FIG. 3 is a left side elevational view thereof, with a right side elevational view being a mirror image;
FIG. 4 is a top plan view thereof; and,
FIG. 5 is a bottom plan view thereof.
The broken lines illustrate portions of the adapter pad for railcar truck that form no part of the claimed design.

1 Claim, 5 Drawing Sheets



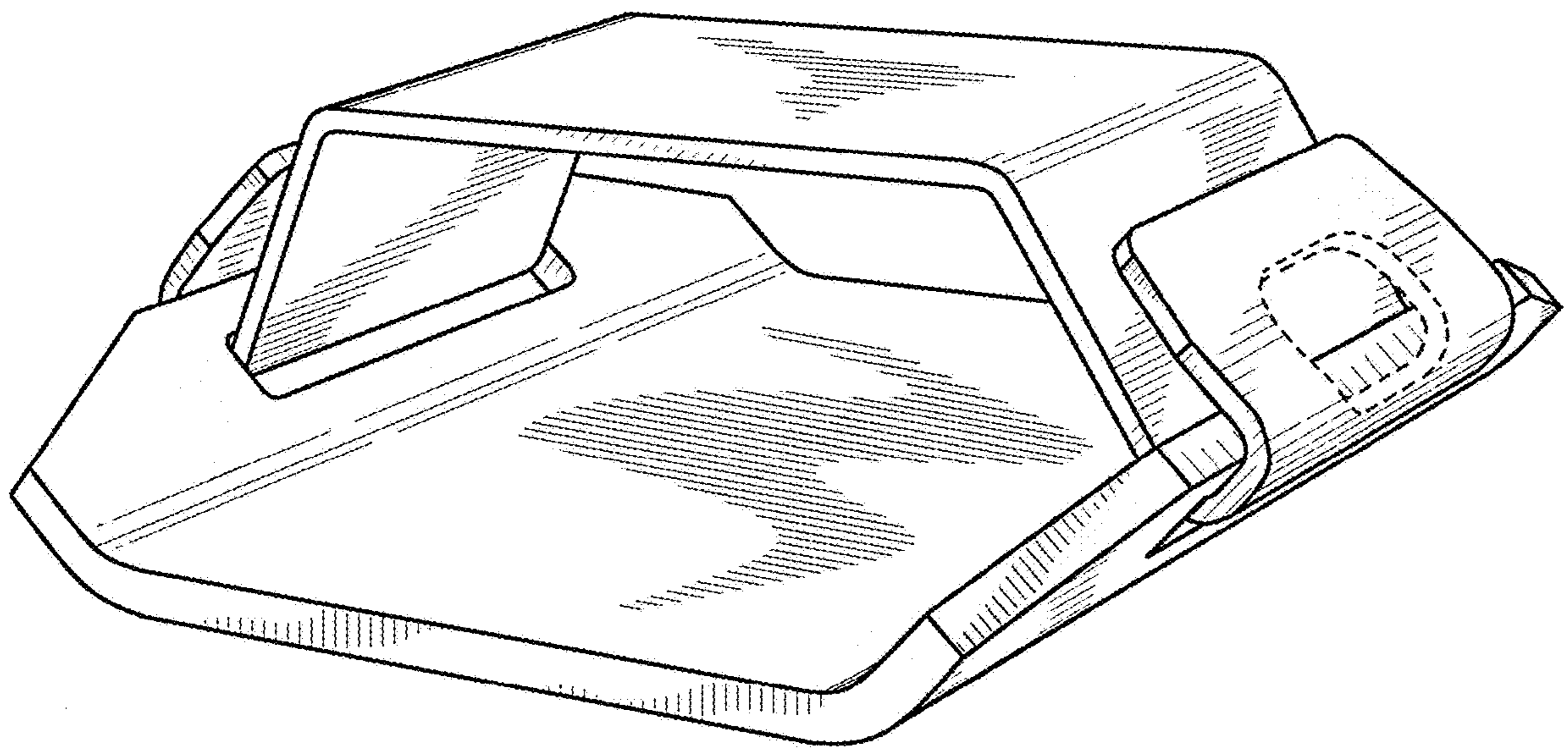


FIG. 1

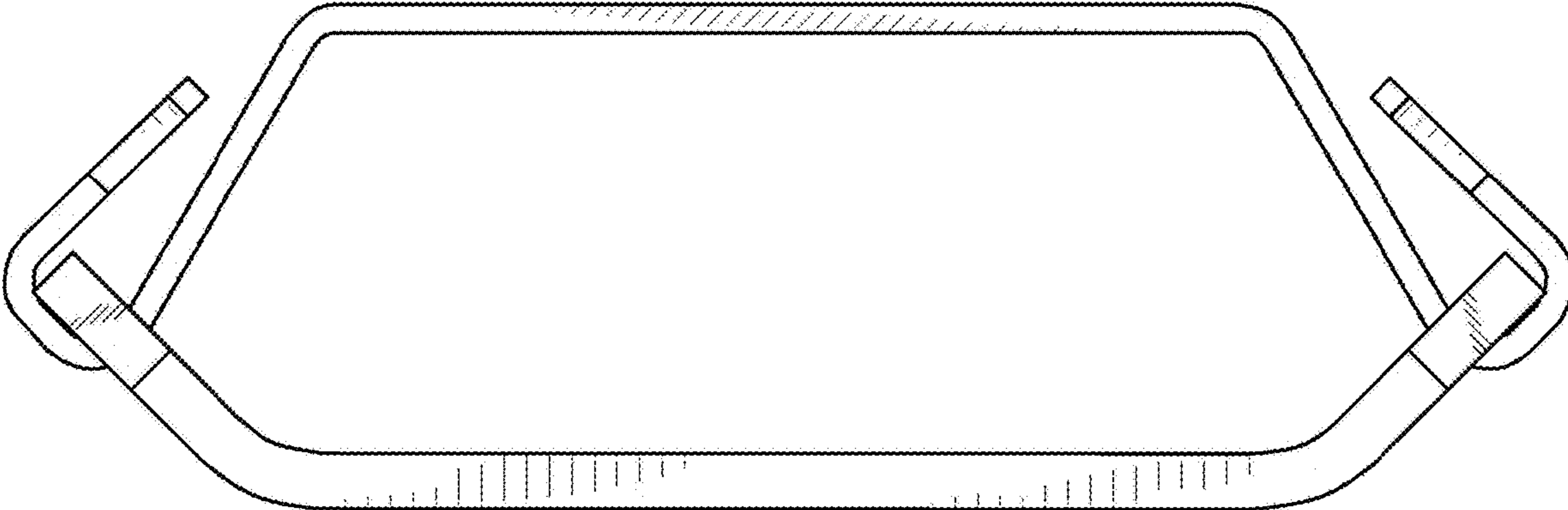


FIG. 2

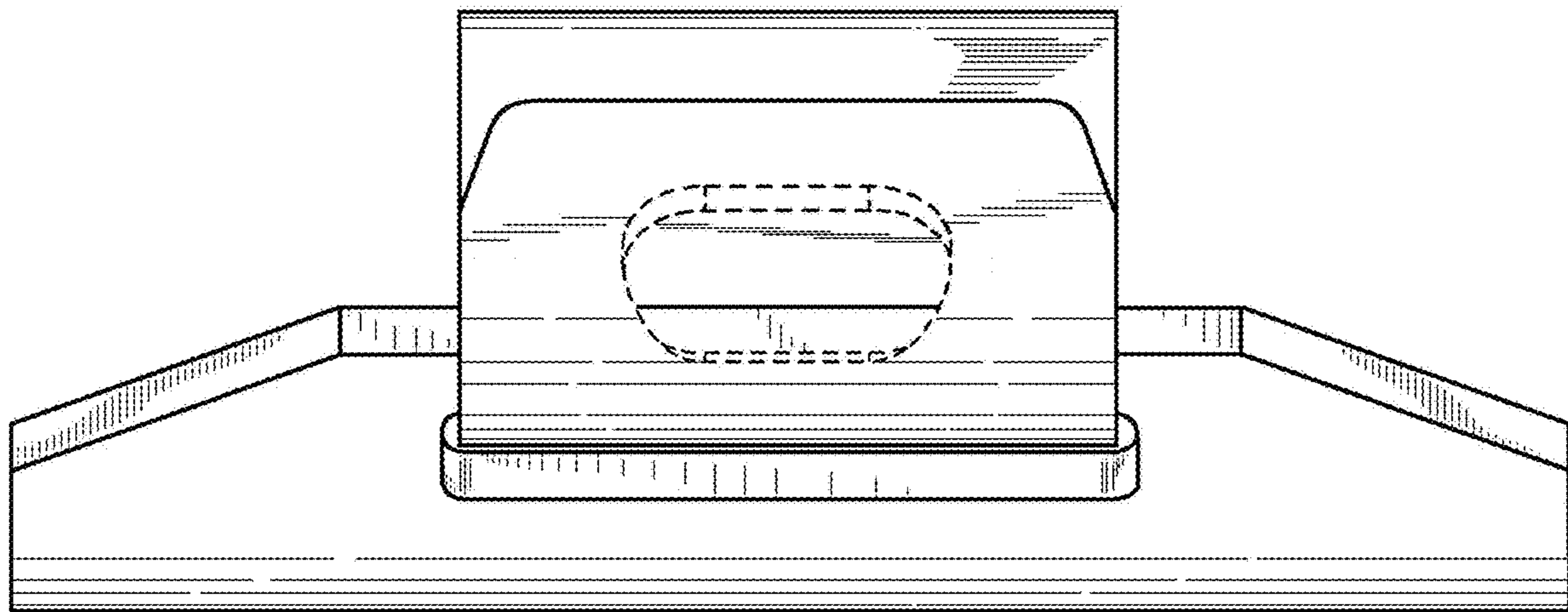


FIG. 3

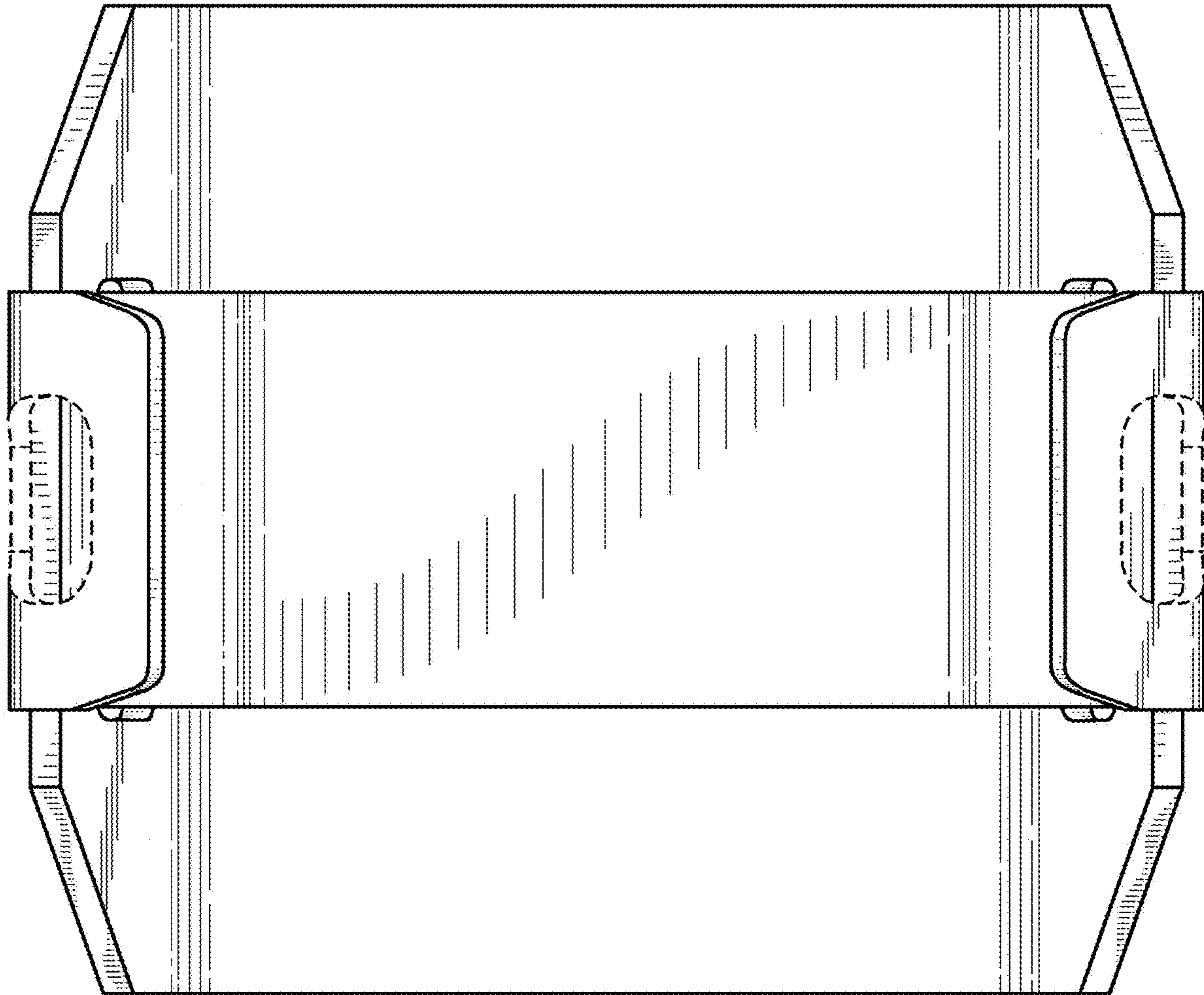


FIG. 4

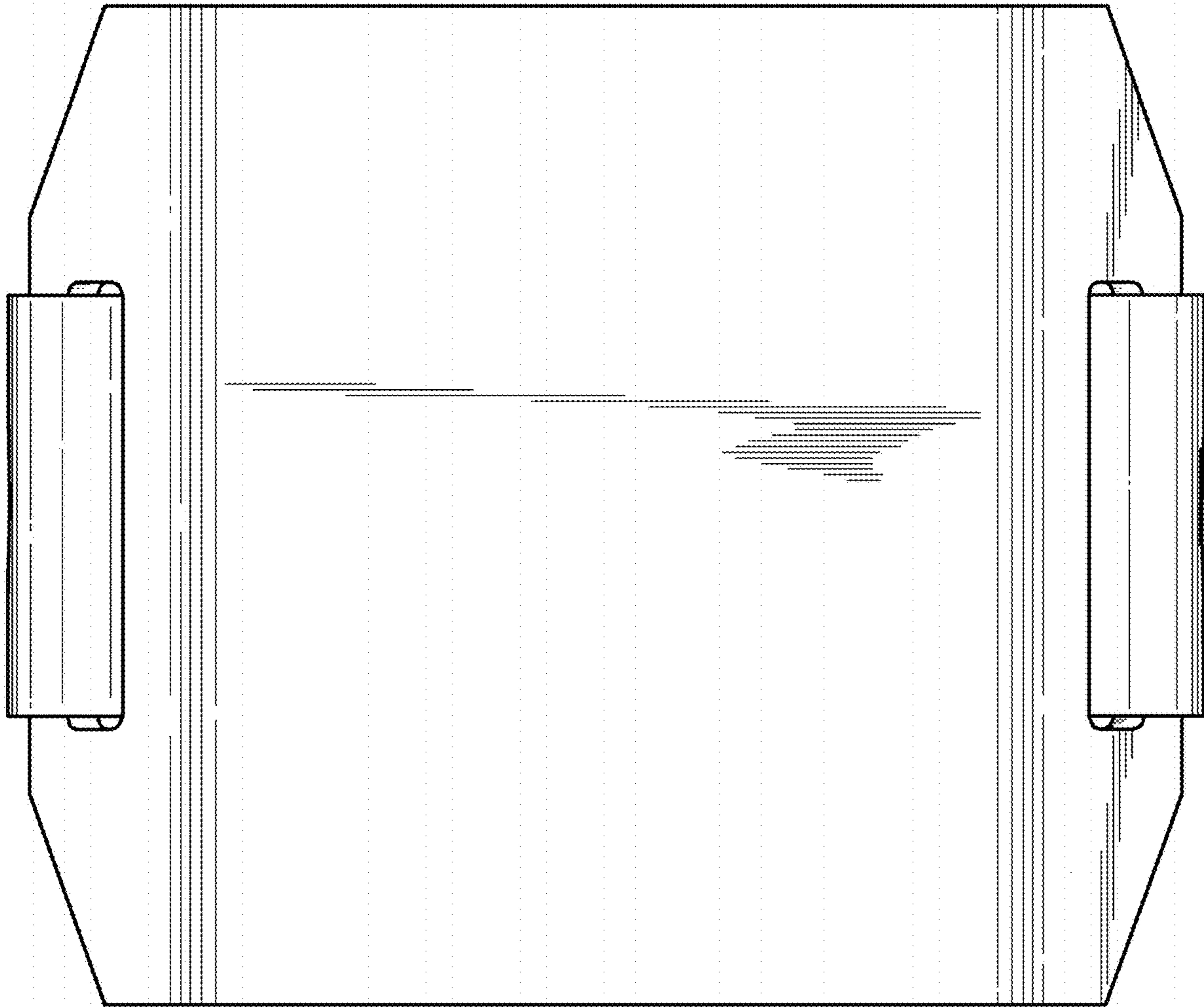


FIG. 5