



US00D872642S

(12) **United States Design Patent** (10) **Patent No.:** **US D872,642 S**  
**Heatherwick et al.** (45) **Date of Patent:** **\*\* Jan. 14, 2020**

(54) **SCULPTURE, SCALE MODEL SCULPTURE, SCULPTURE REPLICA, AND/OR OTHER REPLICAS**

FOREIGN PATENT DOCUMENTS

CN 305036371 \* 9/2017

(71) Applicant: **Heatherwick Studio, Ltd.**, London (GB)

OTHER PUBLICATIONS

(72) Inventors: **Thomas Heatherwick**, London (GB); **Stuart Wood**, London (GB); **Laurence Dudeney**, London (GB)

Introducing the Vessel (via YouTube), available Sep. 14, 2016, [online], [site visited Jun. 2, 2019]. Video available from internet, URL: <https://www.youtube.com/watch?v=OLG3uTmceCE> (Year: 2016).\*

(73) Assignee: **HEATHERWICK STUDIO, LTD.**, London (GB)

(Continued)

(\*\*) Term: **15 Years**

*Primary Examiner* — W. A. Teddy Falloway

(74) *Attorney, Agent, or Firm* — Cantor Colburn LLP

(21) Appl. No.: **29/616,425**

(57) **CLAIM**

(22) Filed: **Sep. 6, 2017**

We claim, the ornamental design for a sculpture, scale model sculpture, sculpture replica, and/or other replicas, as shown and described.

(51) **LOC (12) Cl.** ..... **11-02**

(52) **U.S. Cl.**  
USPC ..... **D11/157; D25/6**

(58) **Field of Classification Search**  
USPC ..... D11/131, 141, 142, 143, 157, 184;  
D25/1, 4-7, 12, 20, 26-28, 31, 32, 61,  
D25/199, 120, 122-128, 132; D7/637  
CPC ..... E04B 1/3211  
See application file for complete search history.

**DESCRIPTION**

FIG. 1 is a perspective view of a sculpture, scale model sculpture, sculpture replica, and/or other replicas, showing our new design;  
FIG. 2 is a front elevation view thereof;  
FIG. 3 is a rear elevation view thereof;  
FIG. 4 is a left side elevation view thereof;  
FIG. 5 is a right side elevation view thereof;  
FIG. 6 is a top plan view thereof;  
FIG. 7 is a cross-sectional view of FIG. 5;  
FIG. 8 is an enlarged perspective view of a portion thereof;  
FIG. 9 is an enlarged perspective view of a portion thereof;  
FIG. 10 is an enlarged perspective view of a portion thereof;  
FIG. 11 is an enlarged perspective view of a portion thereof;  
and,  
FIG. 12 is a sectional top plan view thereof.

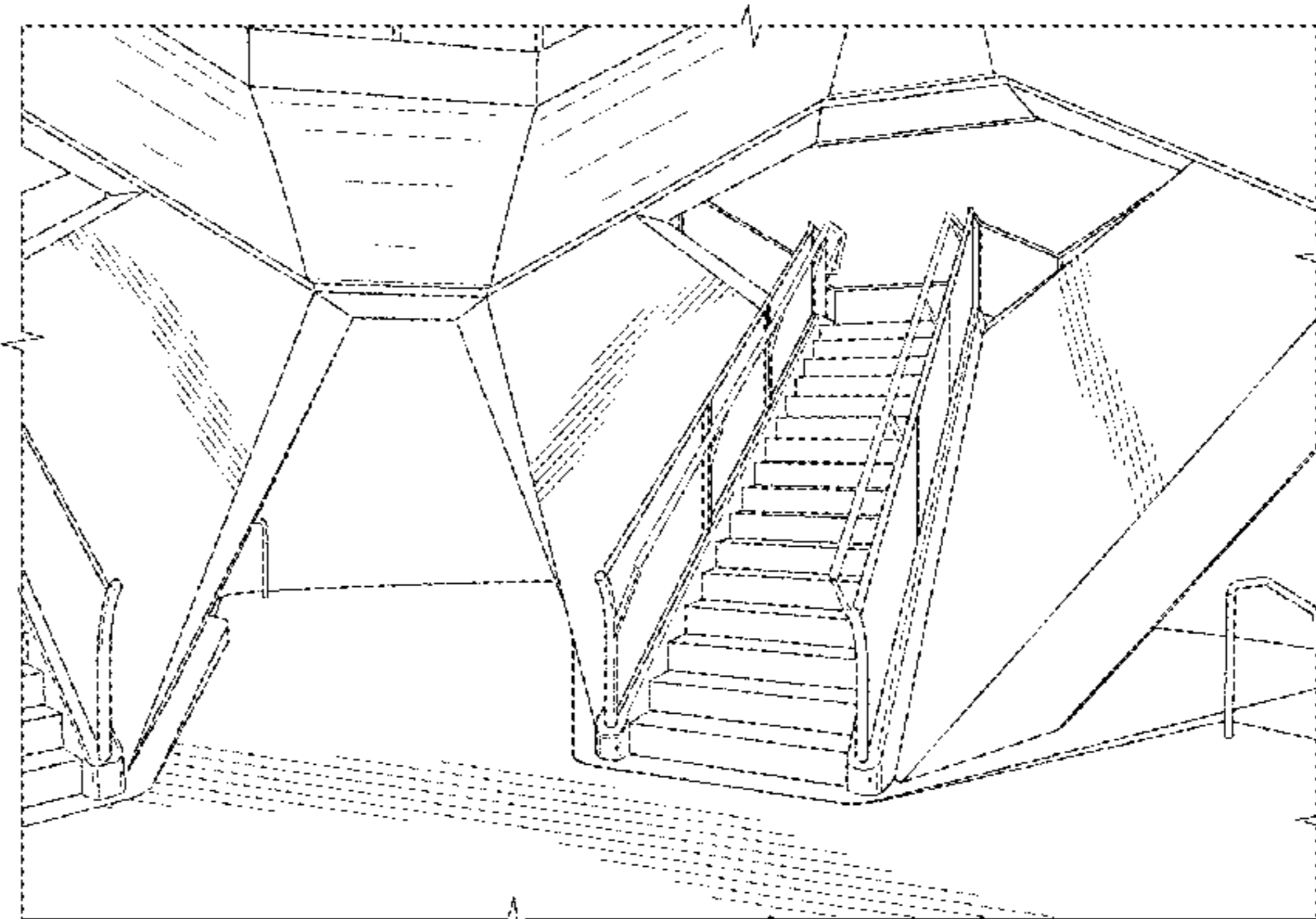
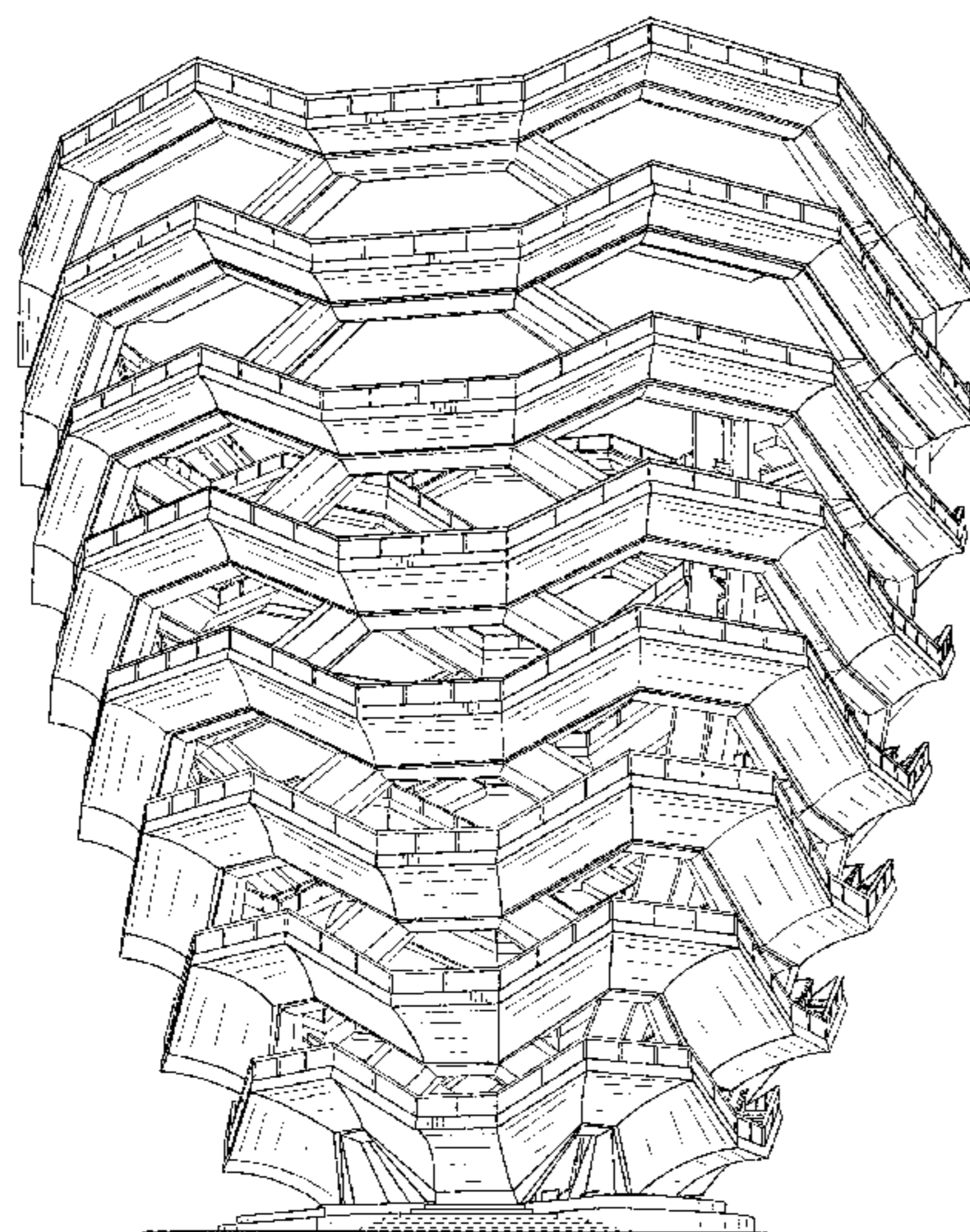
(56) **References Cited**

U.S. PATENT DOCUMENTS

1,252,158 A \* 1/1918 Okel ..... A63F 7/3622  
273/120 R  
2,846,731 A \* 8/1958 Abler ..... E04B 1/3404  
52/169.9  
3,196,061 A \* 7/1965 Paulson ..... B27M 3/0053  
108/150  
3,440,781 A \* 4/1969 Lott ..... E04B 1/3404  
52/175  
D214,781 S \* 7/1969 Skocic ..... 52/236.3  
3,466,817 A \* 9/1969 Hagel ..... E04H 1/04  
52/176

**1 Claim, 12 Drawing Sheets**

(Continued)



(56)

References Cited

U.S. PATENT DOCUMENTS

3,513,992 A \* 5/1970 Handler ..... E04H 6/12  
187/250  
3,578,030 A \* 5/1971 Hatch ..... F02K 9/00  
138/141  
4,175,665 A \* 11/1979 Dogliotti ..... A47F 1/08  
211/59.2  
4,790,531 A \* 12/1988 Matsui ..... A63C 19/10  
238/10 R  
D304,164 S \* 10/1989 Rochte ..... D11/131  
D321,153 S \* 10/1991 Cheng ..... D11/184  
D340,677 S \* 10/1993 Cheng ..... D11/184  
5,394,661 A \* 3/1995 Noble ..... E02D 27/34  
52/1  
5,478,182 A \* 12/1995 Hildebrand ..... E04H 6/282  
414/257  
D378,287 S \* 3/1997 Alligood ..... D11/143  
D387,396 S \* 12/1997 Chao ..... D11/121  
D387,875 S \* 12/1997 Pekin ..... D25/1  
D399,780 S \* 10/1998 Kauderer ..... D11/131  
5,829,941 A \* 11/1998 Zamorano Morfin .....  
E04H 6/282  
414/261  
D411,590 S \* 6/1999 Blæsild ..... D21/486  
D413,078 S \* 8/1999 Hanson ..... D11/131  
D432,453 S \* 10/2000 Franzen ..... D11/131  
D436,787 S \* 1/2001 London ..... D6/630  
6,510,956 B2 \* 1/2003 Therber ..... A47F 5/16  
211/196  
D471,643 S \* 3/2003 Fogtt ..... D25/6  
D476,112 S \* 6/2003 Denebeim ..... D28/40

D497,833 S \* 11/2004 Lach ..... D11/131  
7,153,136 B2 \* 12/2006 Hatlestad ..... B64D 23/00  
434/59  
D594,078 S \* 6/2009 Giacomoni ..... D21/811  
D638,743 S \* 5/2011 Bouchard ..... D11/143  
D648,036 S \* 11/2011 Herzog ..... D25/5  
D653,584 S \* 2/2012 Harshman ..... D11/146  
D659,049 S \* 5/2012 Harshman ..... D11/146  
D689,792 S \* 9/2013 Xing ..... D11/143  
D701,951 S \* 4/2014 Gordon ..... D23/366  
D765,183 S \* 8/2016 Lowery ..... D21/336  
D776,462 S \* 1/2017 Green ..... D6/665  
D784,760 S \* 4/2017 Gilmartin ..... D7/376  
D806,263 S \* 12/2017 Kitchen ..... D25/6  
D828,465 S \* 9/2018 Katopis ..... D9/636  
D844,164 S \* 3/2019 Cott ..... D25/1  
D846,431 S \* 4/2019 Stewart ..... D11/143  
2006/0230691 A1 \* 10/2006 Fisher ..... E04B 1/346  
52/65

OTHER PUBLICATIONS

Heatherwick Studio unveils design for new device at Hudson Yards, available Sep. 14, 2016, [online], [site visited Jun. 2, 2019]. Available from internet, URL: <https://archpaper.com/2016/09/thomas-heatherwick-hudson-yards-unveil/> (Year: 2016).  
Infinite Staircase by Olafur Eliasson (via Juxtapoz Magazine), available Nov. 7, 2012, [online], [site visited Jun. 2, 2019]. Available from internet, URL: <https://www.juxtapoz.com/news/street-art/qumnschreibung-staircase-by/> (Year: 2012).\*

\* cited by examiner

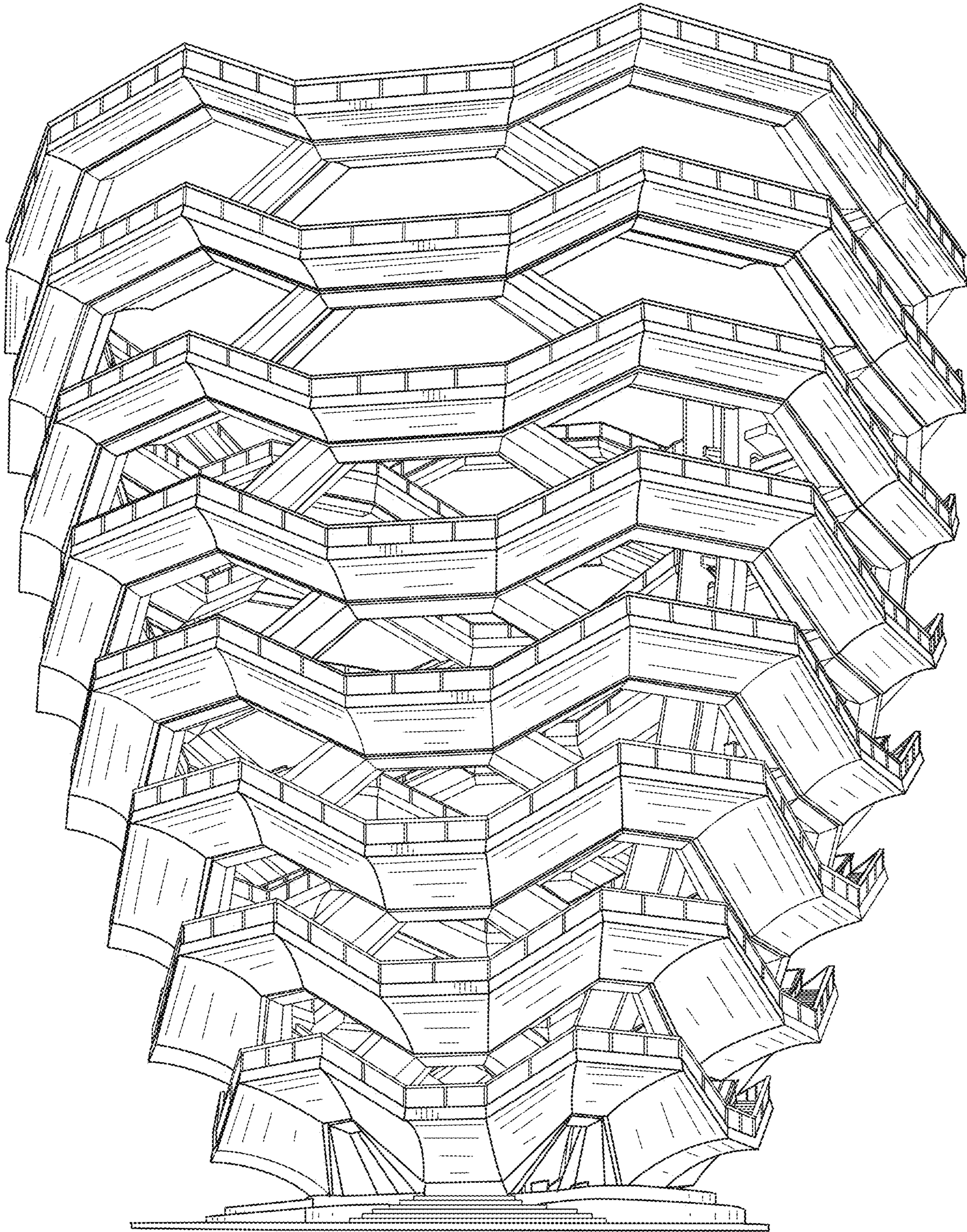


FIG. 1

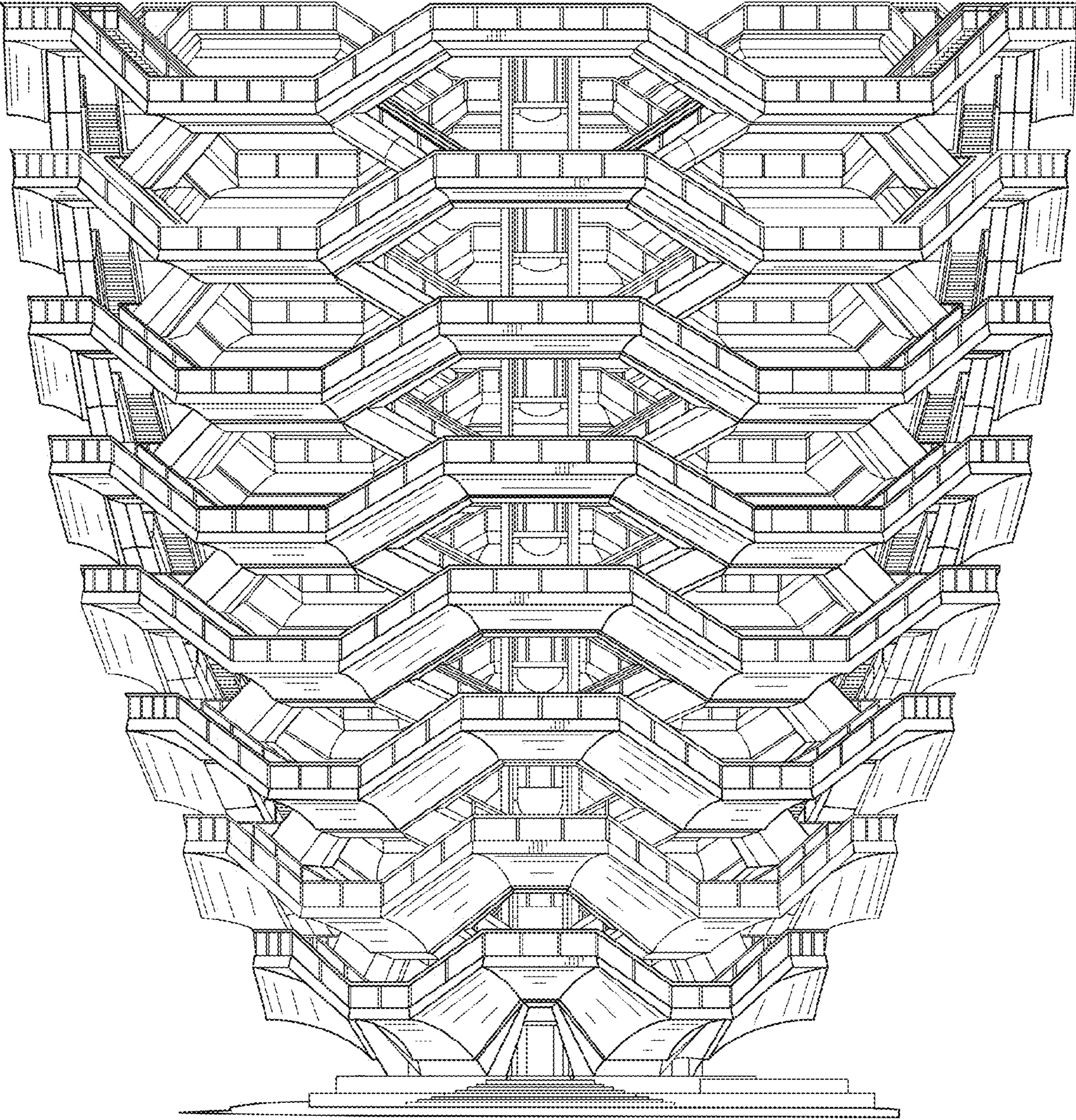


FIG. 2

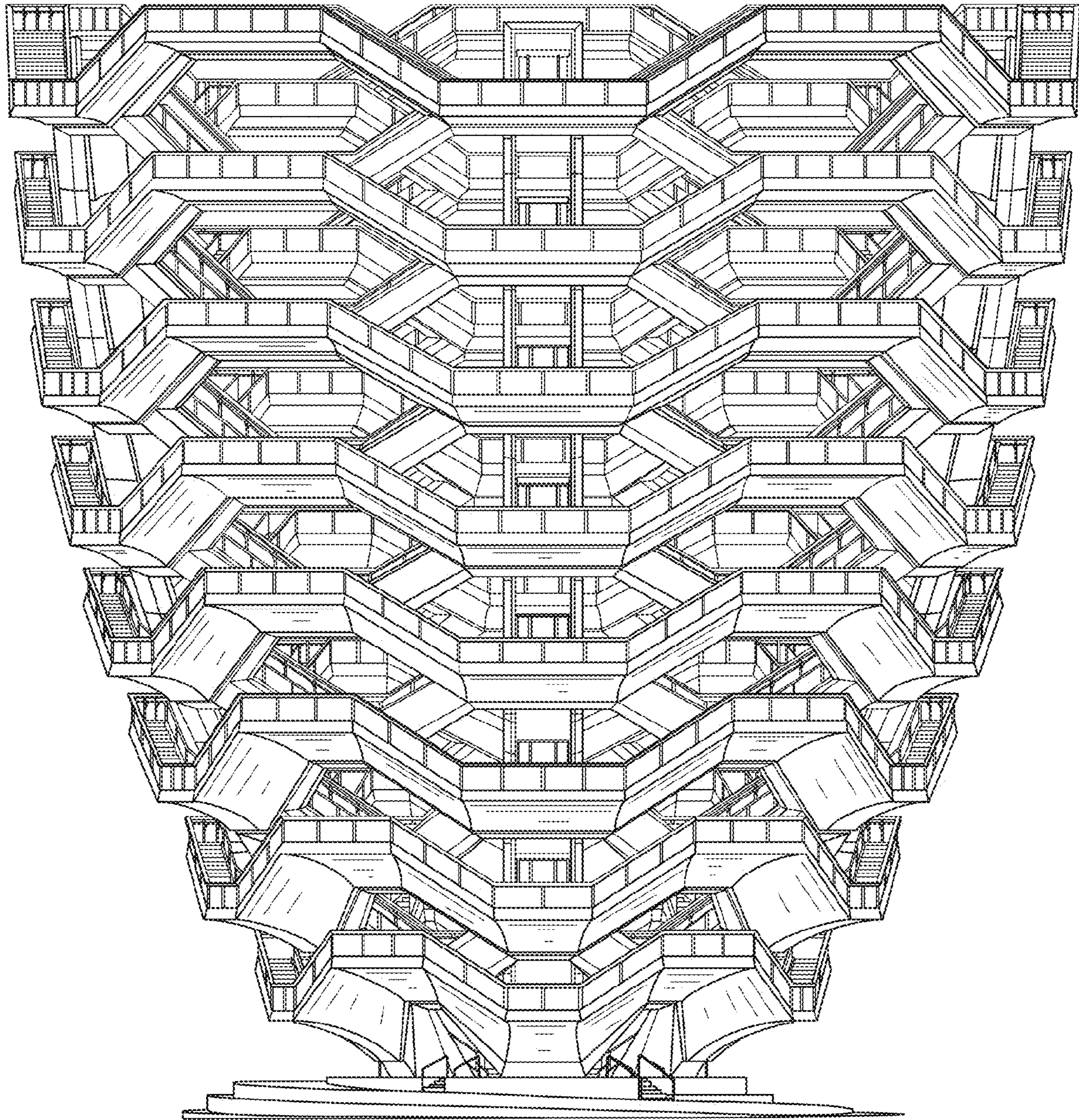


FIG. 3

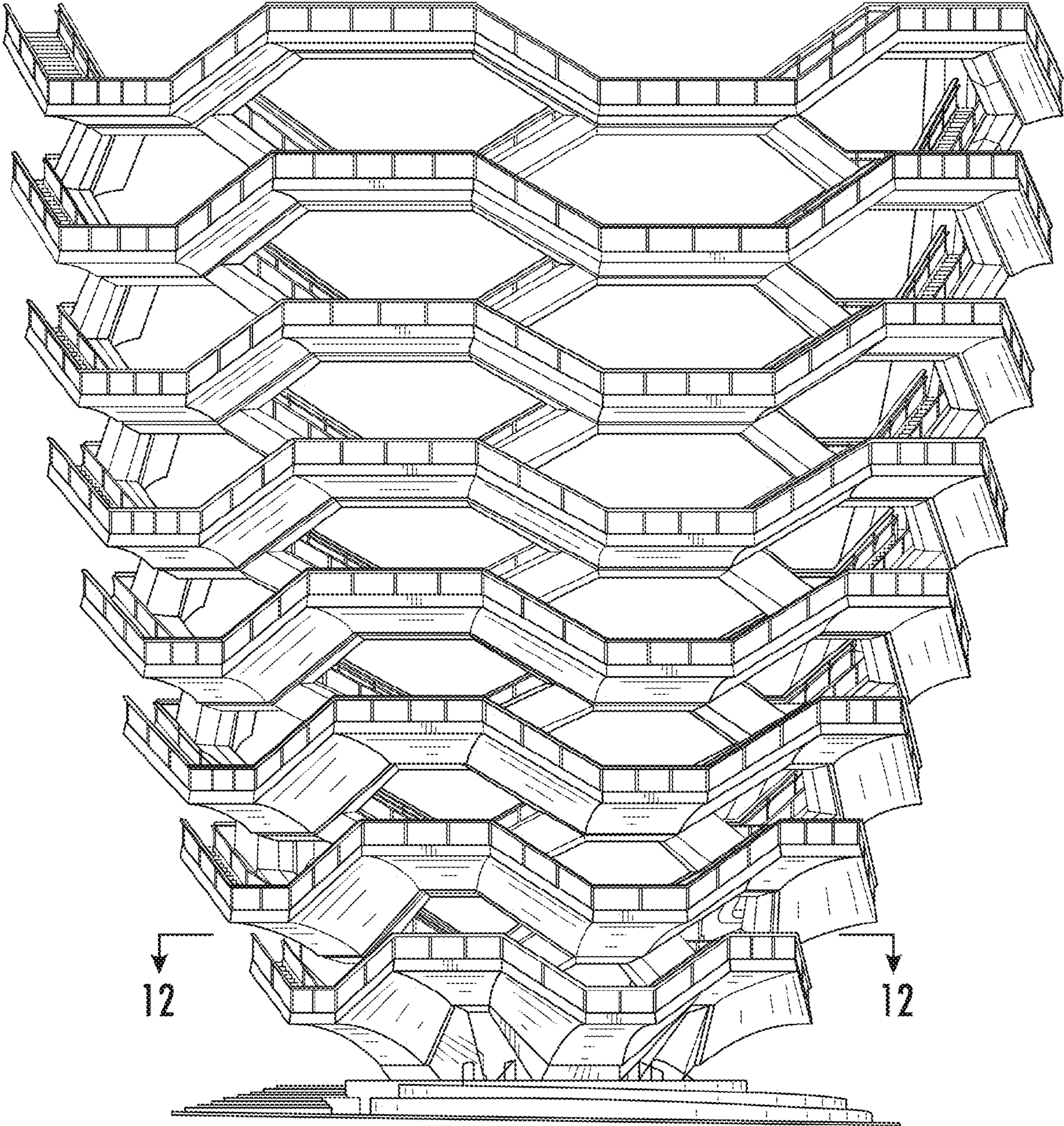


FIG. 4

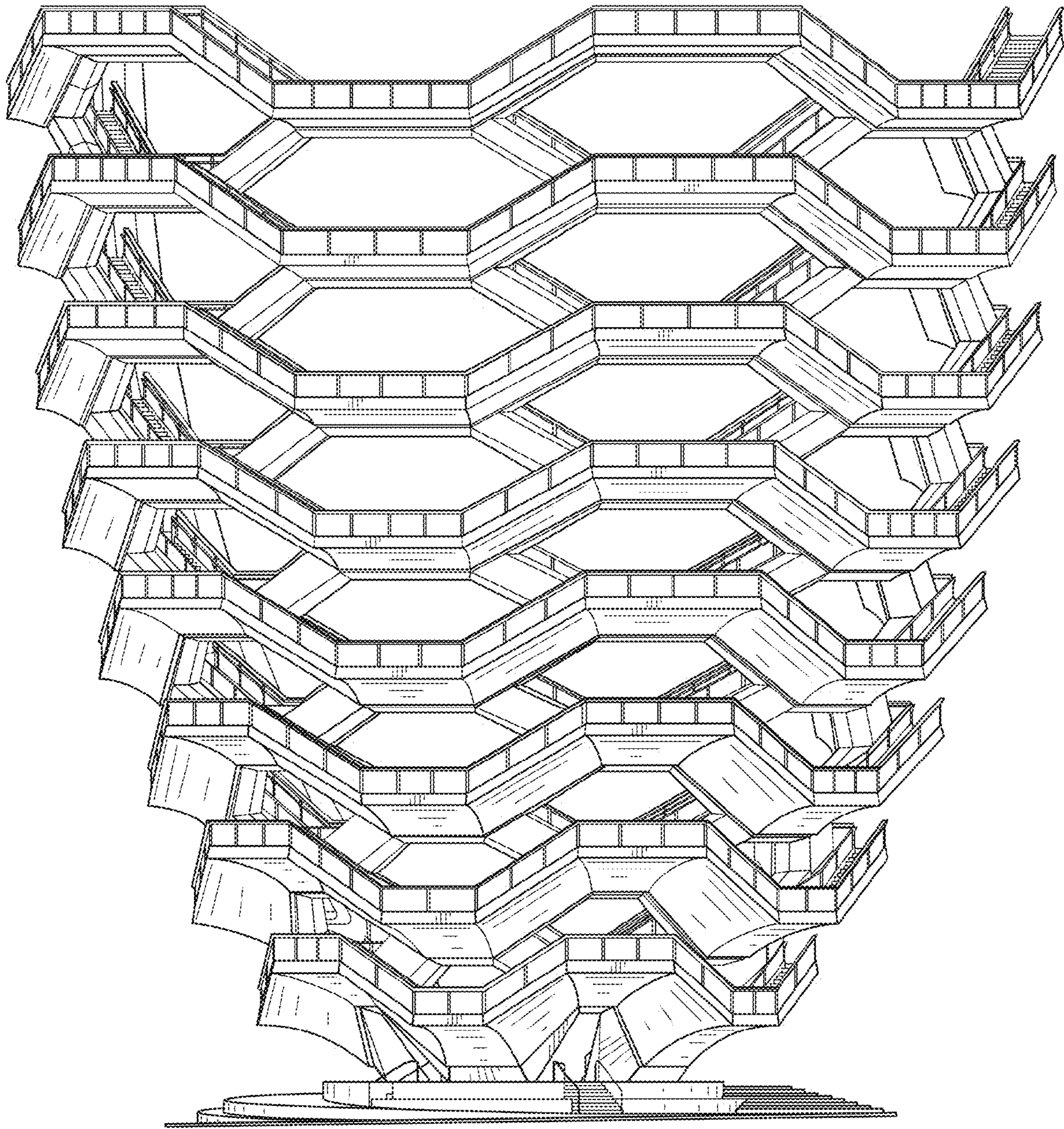


FIG. 5

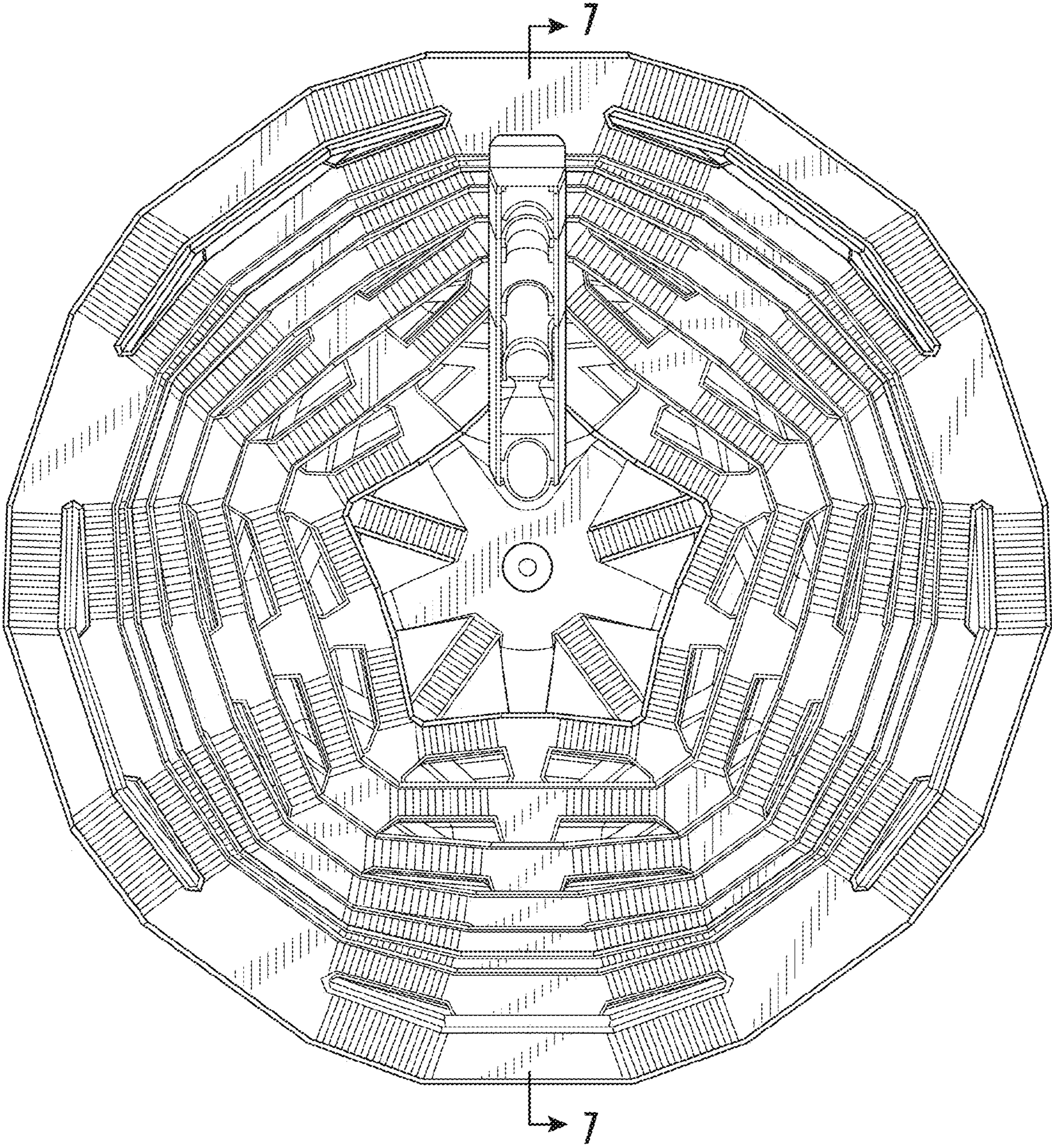


FIG. 6



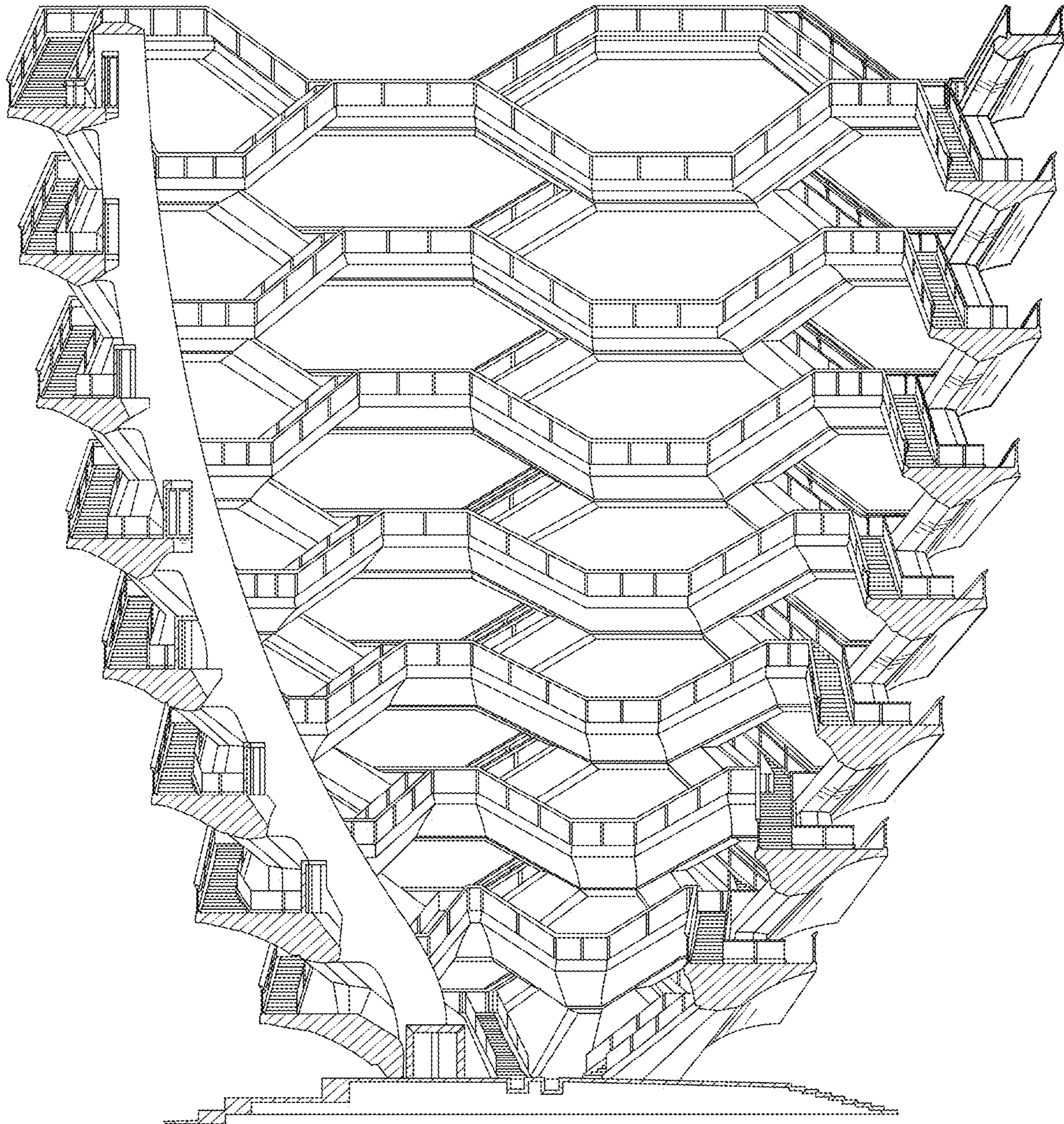


FIG. 7

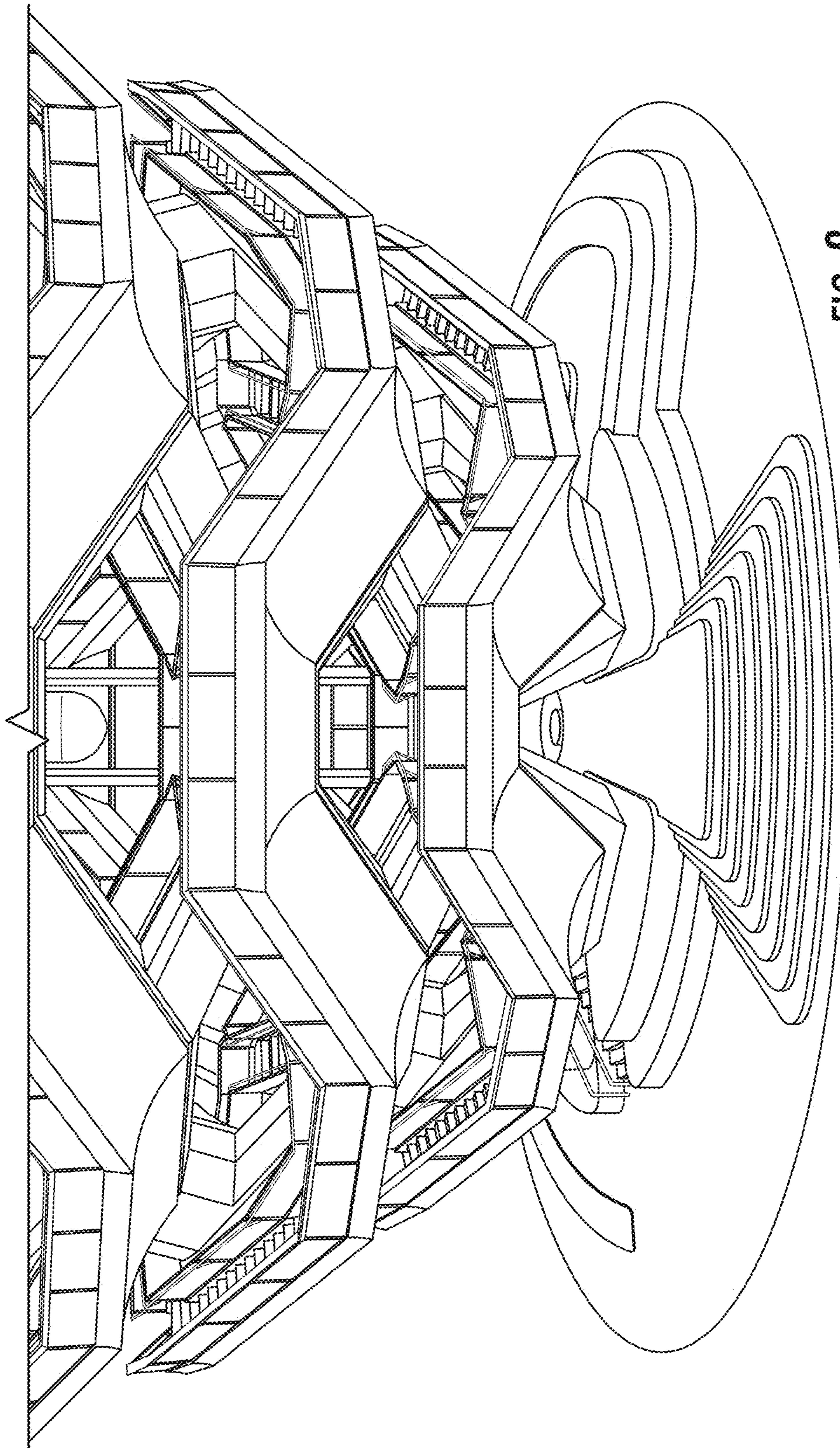


FIG. 8

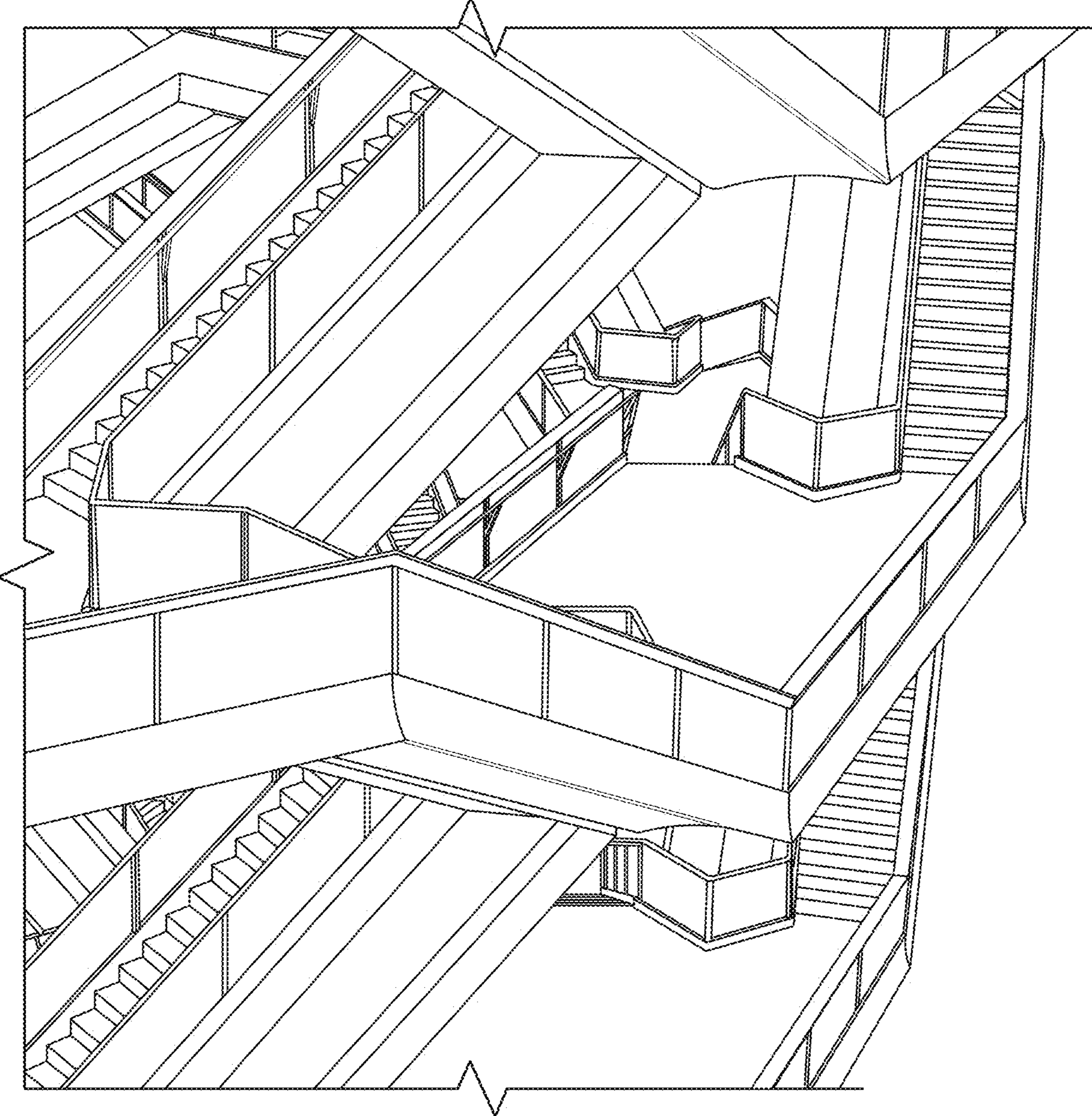


FIG. 9

FIG. 10


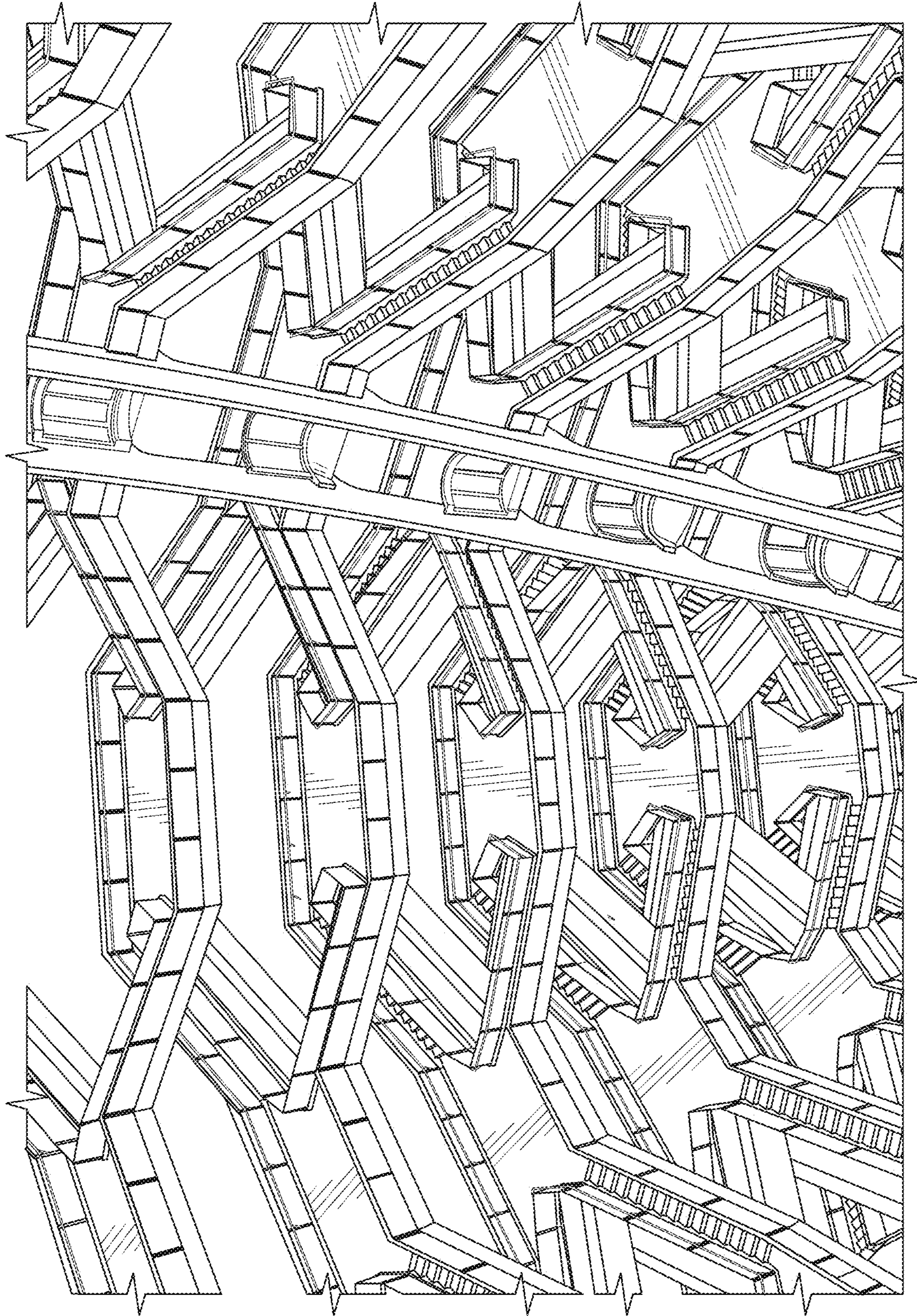


FIG. 11



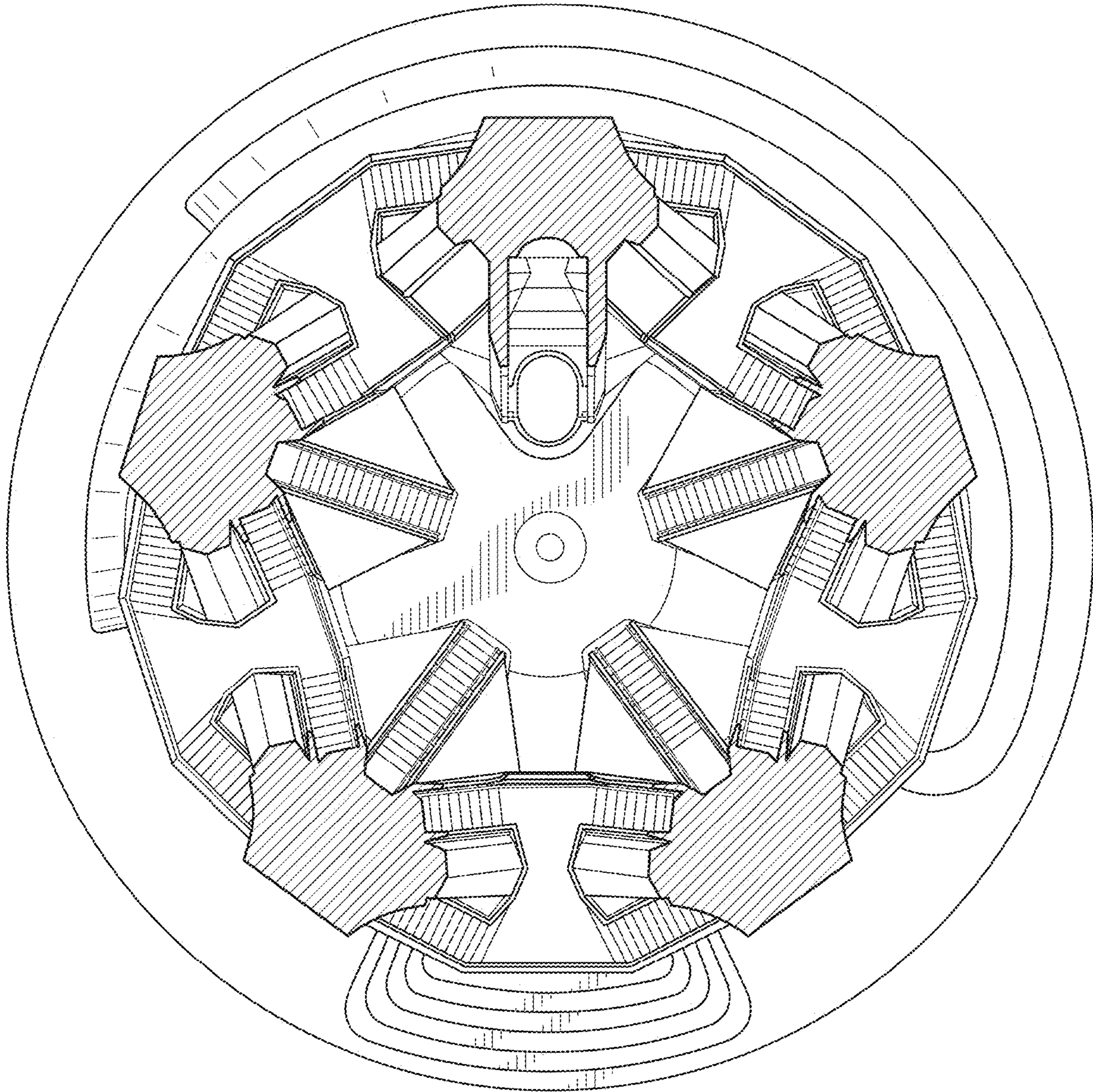


FIG. 12