



US00D872629S

(12) **United States Design Patent** (10) **Patent No.:** **US D872,629 S**
Abdo (45) **Date of Patent:** **** Jan. 14, 2020**

(54) **JEWELRY PENDANT**
(71) Applicant: **COSMETIC HIDEAWAYS, LLC**,
Lowell, MI (US)
(72) Inventor: **Christine Abdo**, Lowell, MI (US)
(73) Assignee: **COSMETIC HIDEAWAYS, LLC**,
Lowell, MI (US)

5,390,510 A 2/1995 Tirio-Cloonan
6,685,023 B2 2/2004 Bleggi et al.
D617,547 S * 6/2010 Mudrick D3/208
D666,519 S * 9/2012 Schmidt D11/81
D722,264 S * 2/2015 Saideh D9/418
D747,960 S * 1/2016 Sculler D9/418
9,237,791 B2 1/2016 Hirst
9,241,551 B2 1/2016 Lawson et al.
D811,261 S * 2/2018 Abdo D11/80
D848,831 S * 5/2019 Mayer D9/418

(**) Term: **15 Years**

OTHER PUBLICATIONS

(21) Appl. No.: **29/613,761**
(22) Filed: **Aug. 14, 2017**
(51) **LOC (12) Cl.** **11-01**
(52) **U.S. Cl.**
USPC **D11/79; D11/2**
(58) **Field of Classification Search**
USPC D11/1-7, 16, 40-45, 47-50, 52-54,
D11/56-58, 61, 63, 75-86; D3/207-211;
D9/418
CPC A44C 1/00; A44C 5/00; A44C 5/0007;
A44C 5/02; A44C 7/00; A44C 7/002;
A44C 7/003; A44C 7/004; A44C 7/005;
A44C 7/006; A44C 7/007; A44C 7/008;
A44C 7/009; A44C 15/00; A44C 25/00;
A44C 25/001; A44C 25/002; A44C
25/007

Cosmetic Hideaways Facebook page timeline photo (online) posted Dec. 7, 2017. Retrieved from Internet Jun. 9, 2019; URL: <https://www.facebook.com/cosmetichideaways/photos/a.402848066713376/562619447402903/?type=3&theater> (1 page).*

* cited by examiner

Primary Examiner — Michael A. Pratt
Assistant Examiner — Wendy L Ariminio
(74) *Attorney, Agent, or Firm* — Price Heneveld LLP

See application file for complete search history.

(56) **References Cited**

U.S. PATENT DOCUMENTS

D56,196 S * 8/1920 Schuler D11/86
2,213,516 A * 9/1940 Beehan A44C 23/00
235/123
D191,125 S * 8/1961 Plotkin D11/7
D241,365 S * 9/1976 Durante D11/79
D258,874 S * 4/1981 Hocq D11/79
D263,028 S * 2/1982 Gilford D11/2
D266,489 S * 10/1982 Toback D9/455
4,866,952 A 9/1989 Hight et al.

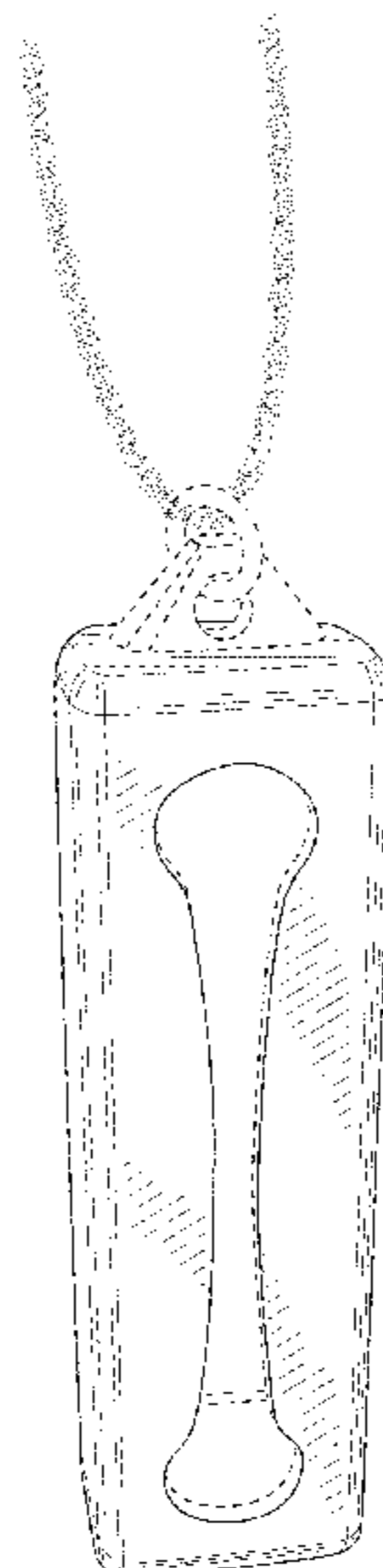
(57) **CLAIM**

The ornamental design for a jewelry pendant, as shown and described.

DESCRIPTION

FIG. 1 is a front perspective view of a jewelry pendant according to my design;
FIG. 2 is a front elevational view thereof;
FIG. 3 is a back elevational view thereof;
FIG. 4 is a side elevational view thereof;
FIG. 5 is a top elevational view thereof; and,
FIG. 6 is a bottom elevational view thereof.
The broken lines illustrating a chain depict environmental structure and form no part of the claimed design. All other broken lines depict portions of the jewelry pendant that form no part of the claimed design.

1 Claim, 3 Drawing Sheets



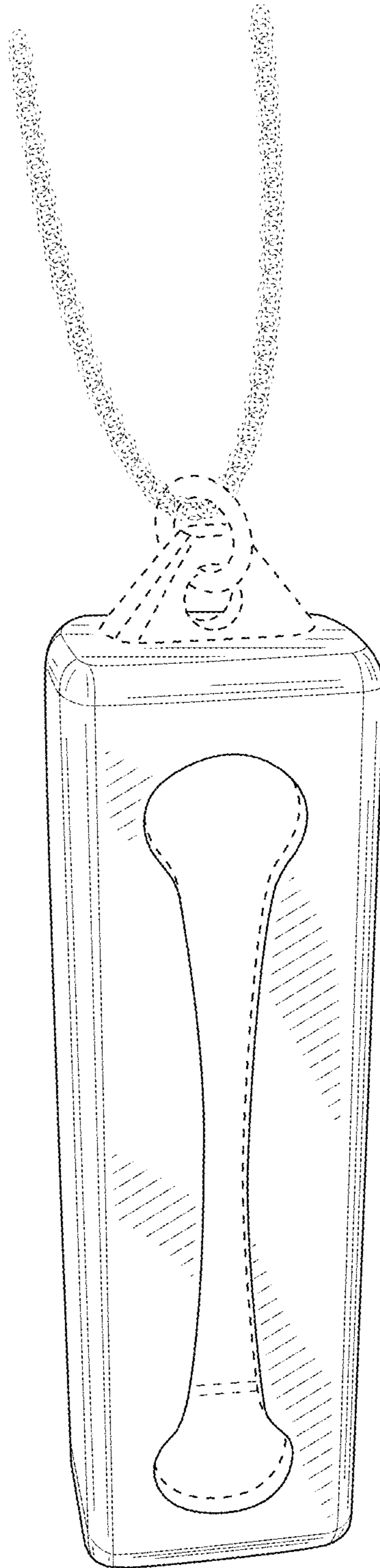


FIG. 1

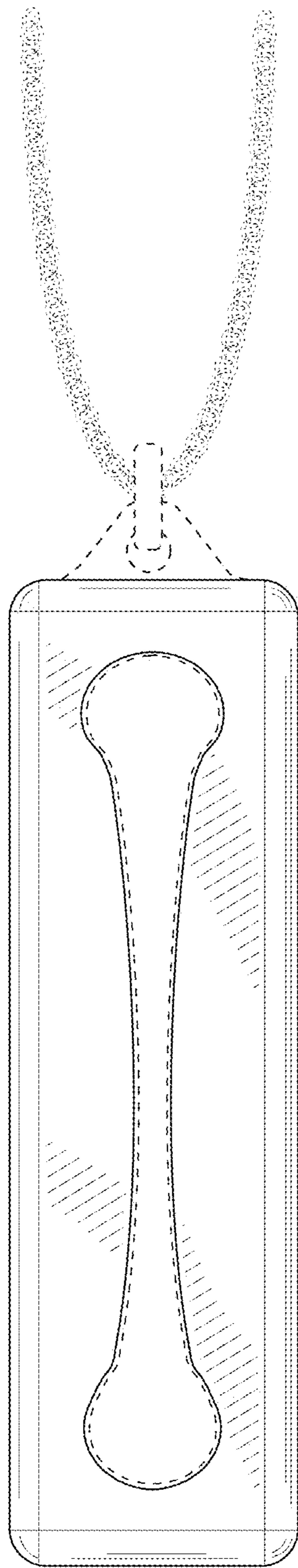


FIG. 2

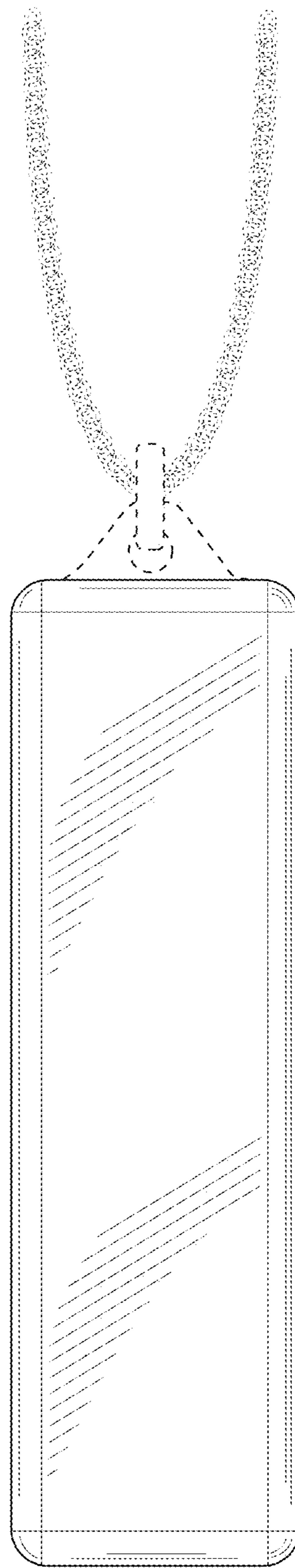


FIG. 3




FIG. 4

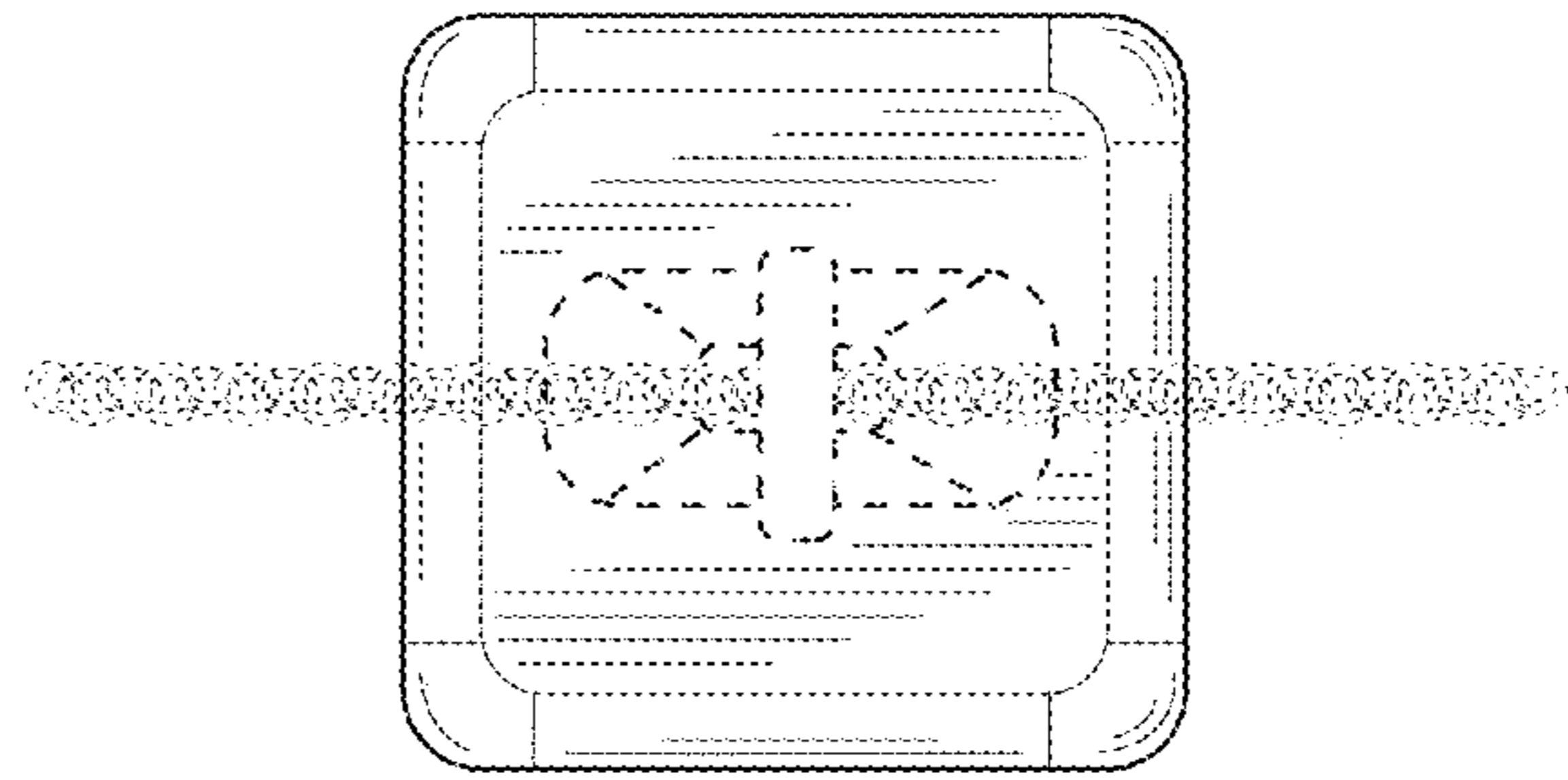


FIG. 5

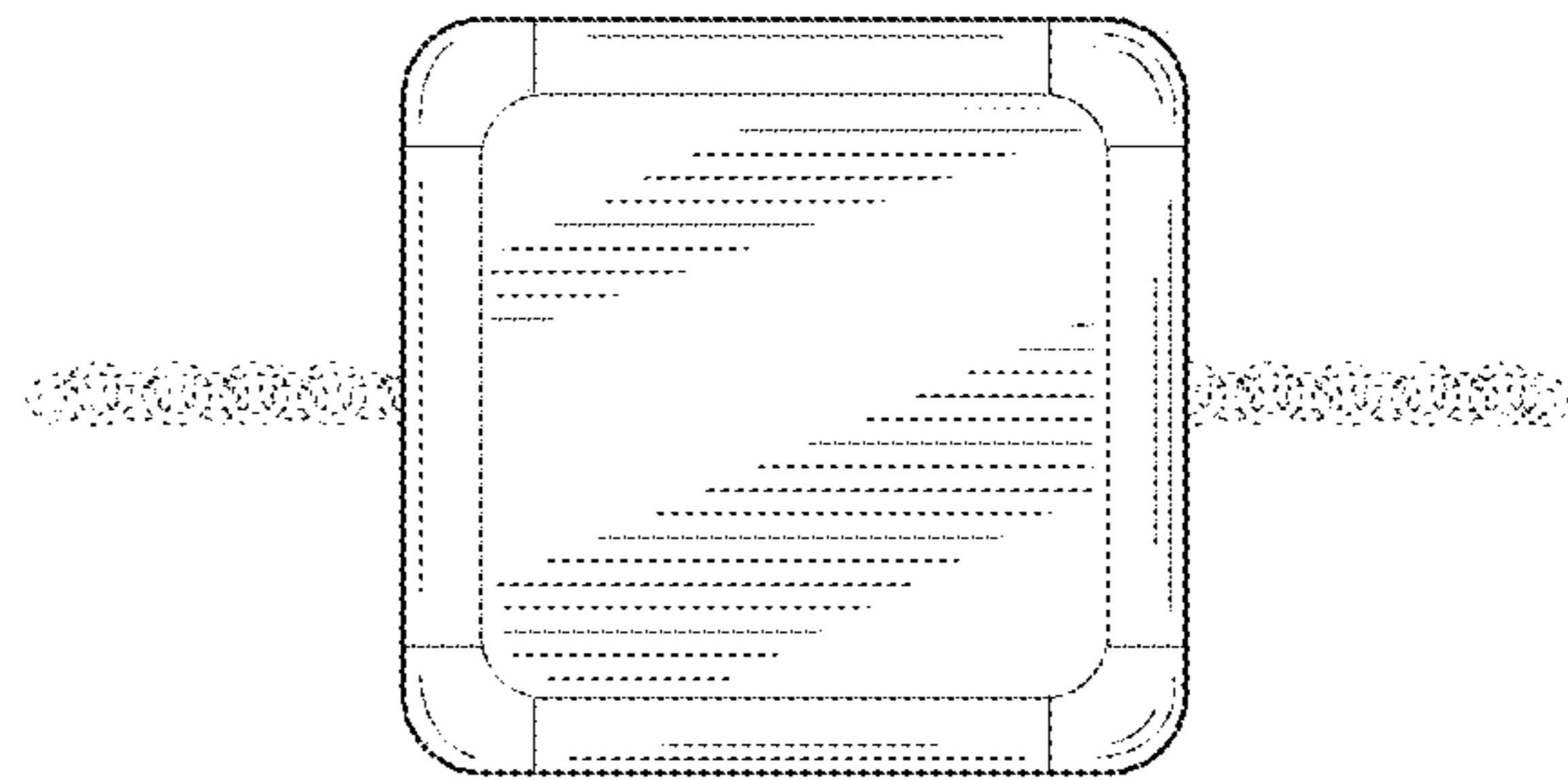


FIG. 6