



US00D872626S

(12) **United States Design Patent**
Biggers et al.

(10) **Patent No.:** **US D872,626 S**
(45) **Date of Patent:** **** Jan. 14, 2020**

- (54) **RING**
- (71) Applicant: **BELLA VAUGHAN LLC**, Dallas, TX (US)
- (72) Inventors: **LoriAnn Vaughan Biggers**, Southlake, TX (US); **Rotem Fartook**, Dallas, TX (US)
- (73) Assignee: **BELLA VAUGHAN, LLC**, Dallas, TX (US)
- (**) Term: **15 Years**
- (21) Appl. No.: **29/611,722**
- (22) Filed: **Jul. 25, 2017**

D614,988 S *	5/2010	Chawla	D11/34
D675,952 S *	2/2013	Dholakiya	D11/34
D676,169 S *	2/2013	Dholakiya	D26/34
D680,023 S *	4/2013	Ho	D11/34
D683,648 S *	6/2013	Dholakiya	D11/34
D687,335 S *	8/2013	Dholakiya	D11/34
D701,137 S *	3/2014	Dholakiya	D11/34
D763,115 S *	8/2016	Nisguretsky	
D780,025 S *	2/2017	Yatsugi-Kang	D11/34
D780,030 S *	2/2017	Yatsugi-Kang	D11/34
D780,058 S *	2/2017	Shlakman	D11/34
D840,261 S *	2/2019	Biggers	D11/34
D850,971 S *	6/2019	Biggers	D11/34
D852,667 S *	7/2019	Biggers	D11/34
D852,668 S *	7/2019	Biggers	D11/34
D855,489 S *	8/2019	Biggers	D11/34
D855,490 S *	8/2019	Biggers	D11/34
D855,491 S *	8/2019	Biggers	D11/34
2005/0199005 A1 *	9/2005	Aghjayan	A44C 9/0007 63/26

- (51) **LOC (12) Cl.** **11-01**
- (52) **U.S. Cl.**
USPC **D11/34**
- (58) **Field of Classification Search**
USPC D11/1-3, 13, 16, 17, 26-44, 76, 77, 78,
D11/89-92; D14/344
CPC .. A44C 1/00; A44C 7/00; A44C 7/001; A44C
7/002; A44C 7/003; A44C 9/00; A44C
9/0007; A44C 9/0015; A44C 9/0023;
A44C 9/003; A44C 9/0038; A44C
9/0046; A44C 9/0053; A44C 9/0061;
A44C 9/0069; A44C 9/0076; A44C 9/02;
A44C 17/00; A44C 17/02; A44C
17/0208; A44C 17/0216; A44C 17/0225;
A44C 17/0233; A44C 17/0241; A44C
17/025; A44C 17/0258; A44C 17/0266;
A44C 17/0275; A44C 17/0283; A44C
17/0291

See application file for complete search history.

(56) **References Cited**

U.S. PATENT DOCUMENTS

- D276,321 S * 11/1984 Bulgari D11/3
- D614,071 S * 4/2010 Vagal D11/35

(Continued)

Primary Examiner — L. Martinez

(74) *Attorney, Agent, or Firm* — Terry M. Sanks, Esq.;
Beusse Wolter Sanks & Maire, PLLC


(57) **CLAIM**

The ornamental design of a ring, as shown and described.

DESCRIPTION

FIG. 1 is a front view of a ring showing our new design, the rear view being a mirror image thereof;
 FIG. 2 is another front view thereof, the rear view being a mirror image thereof;
 FIG. 3 is a left side view thereof, the right side view being a mirror image thereof;
 FIG. 4 is a top view thereof; and,
 FIG. 5 is a bottom view thereof.
 The broken lines in the drawings represent portions of the ring that form no part of the claimed design.

1 Claim, 4 Drawing Sheets



(56)

References Cited

U.S. PATENT DOCUMENTS

2012/0060556 A1* 3/2012 Joseph A44C 9/00
63/15

* cited by examiner

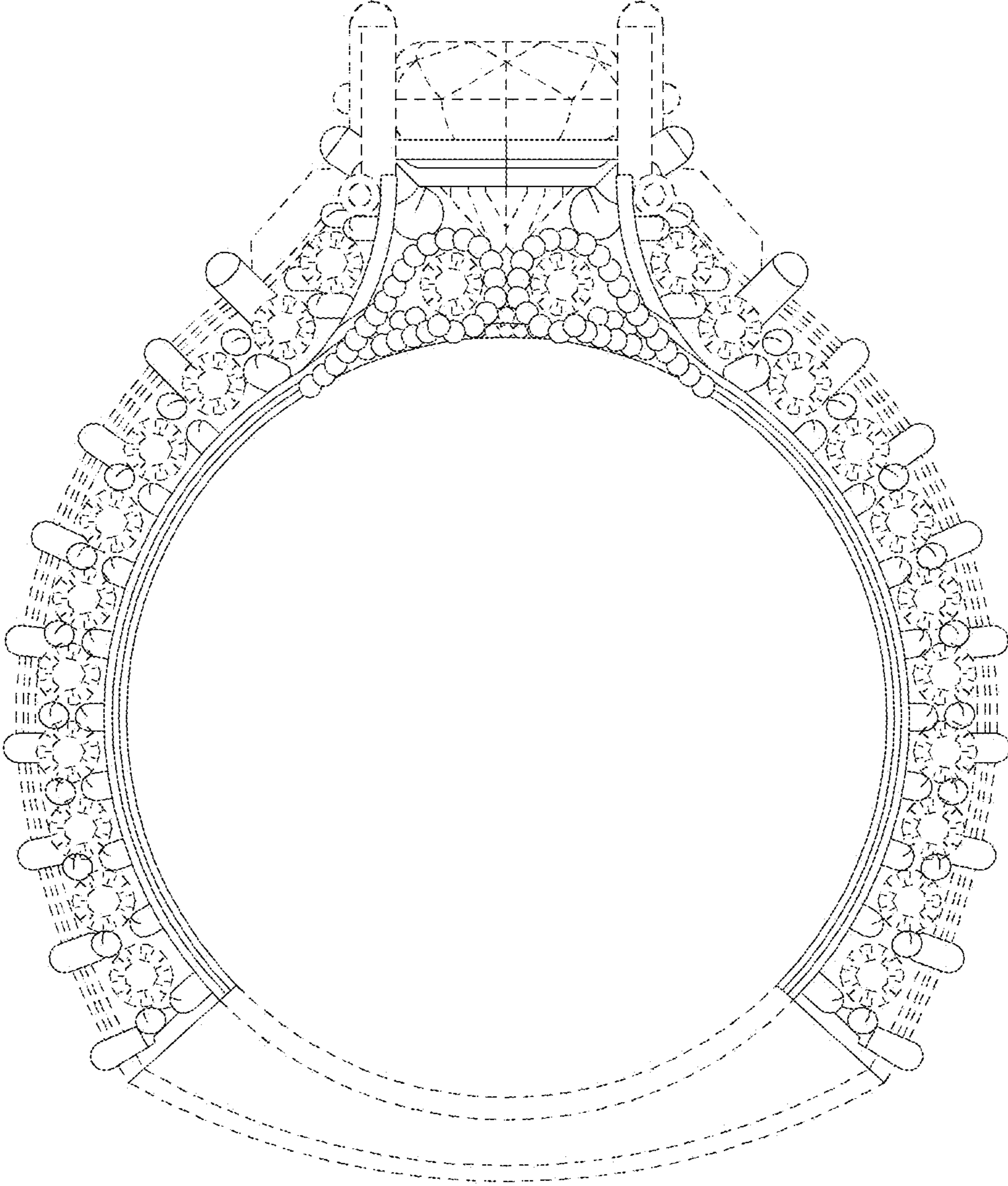


FIG. 1




FIG. 2

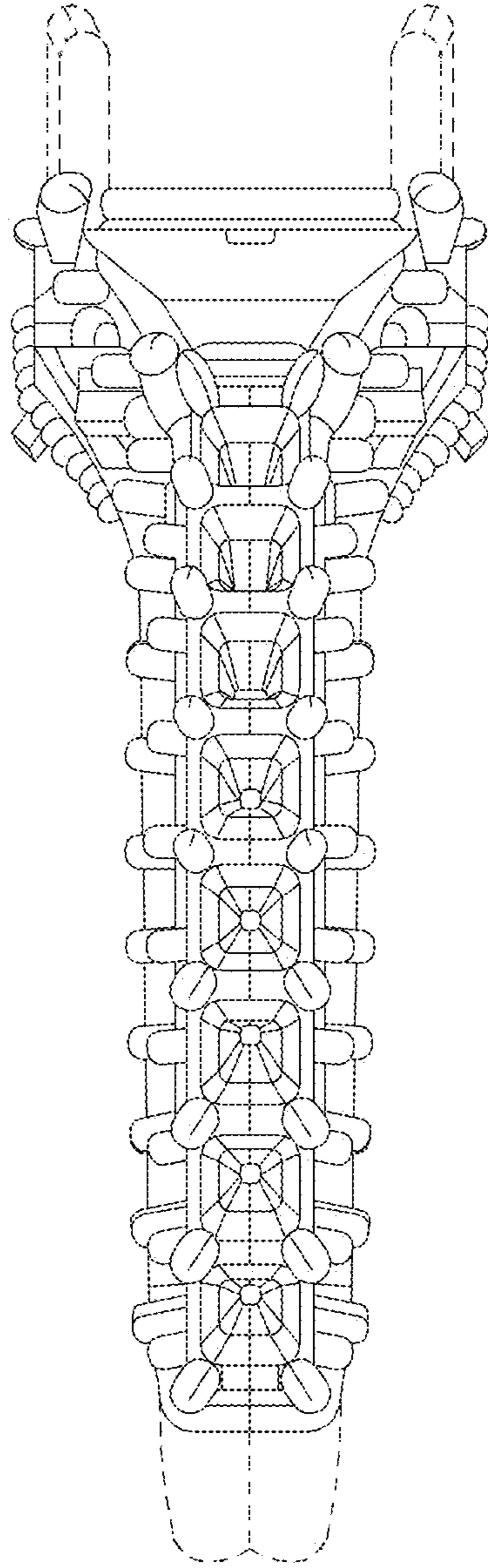


FIG. 3

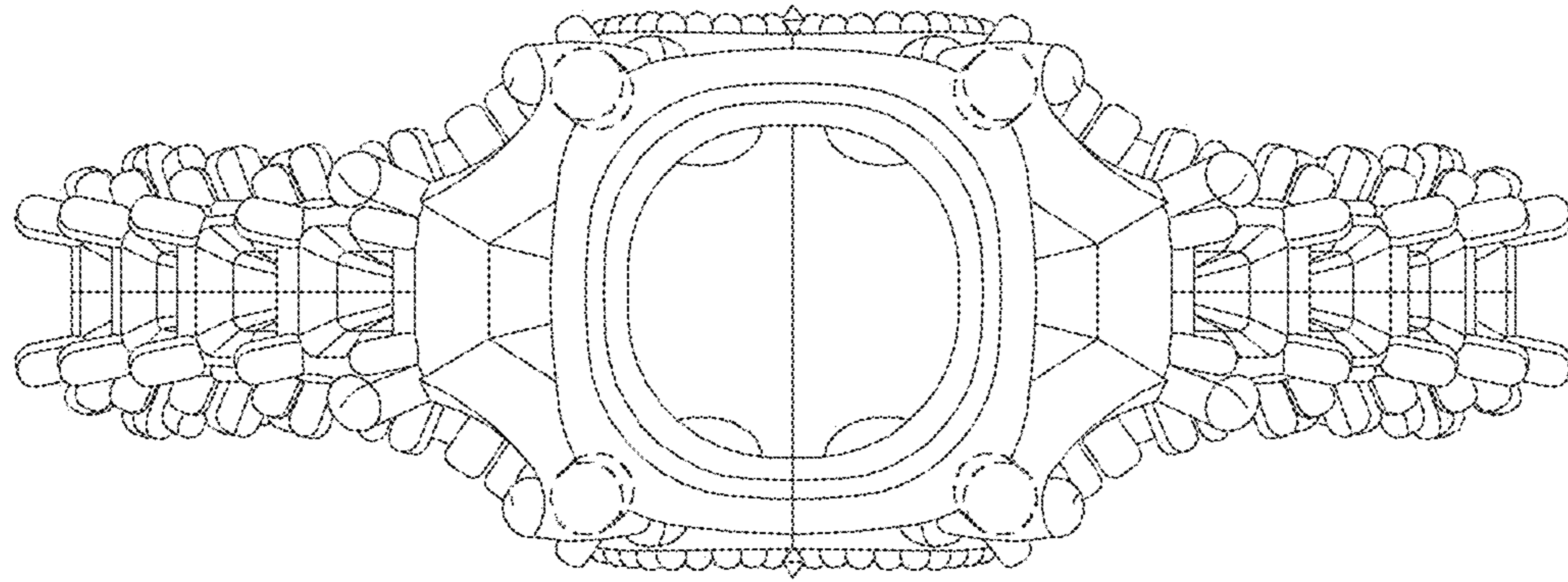


FIG. 4

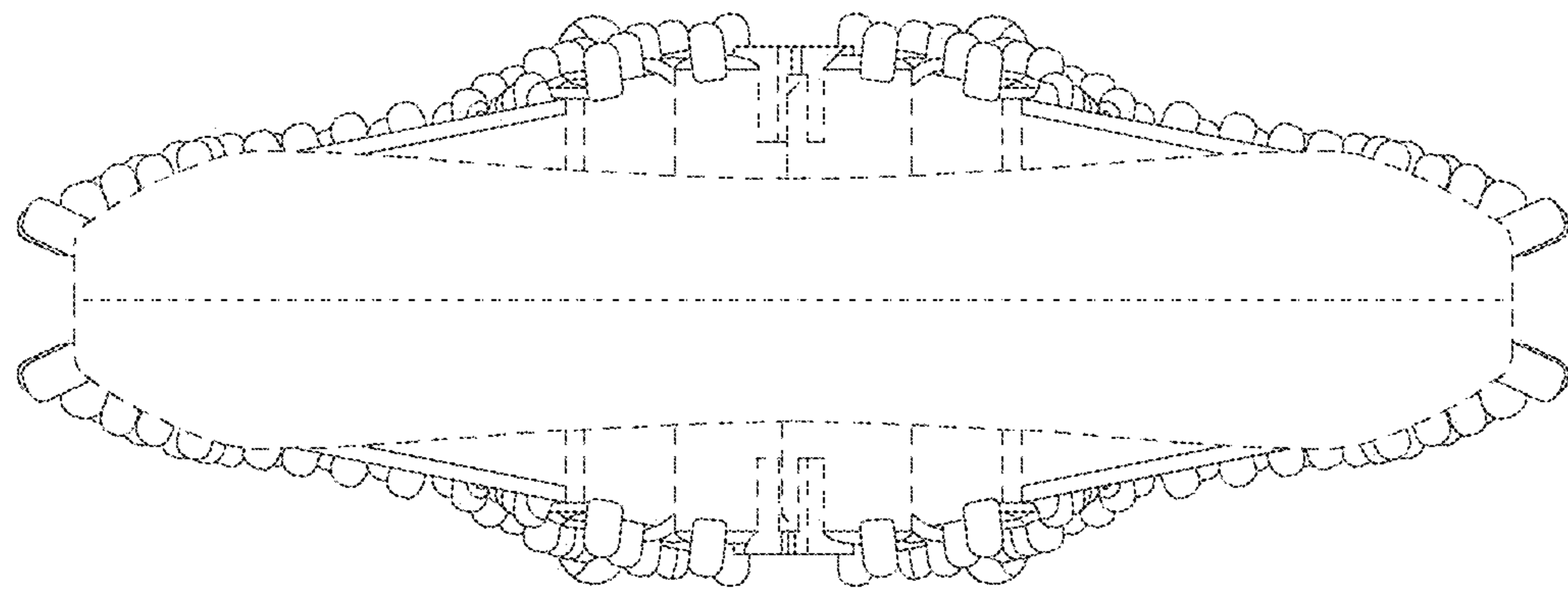


FIG. 5