



US00D872622S

(12) **United States Design Patent**
Hanson

(10) **Patent No.:** **US D872,622 S**
(45) **Date of Patent:** **** Jan. 14, 2020**

- (54) **LEG PENDANT**
- (71) Applicant: **Melissa Shanon Hanson**, Tualatin, OR (US)
- (72) Inventor: **Melissa Shanon Hanson**, Tualatin, OR (US)
- (**) Term: **15 Years**
- (21) Appl. No.: **29/624,542**
- (22) Filed: **Nov. 1, 2017**
- (51) **LOC (12) Cl.** **11-01**
- (52) **U.S. Cl.**
USPC **D11/13**
- (58) **Field of Classification Search**
USPC D11/1-18
CPC A44C 5/00; A44C 5/0007; A44C 5/0015;
A44C 5/003; A44C 5/0053; A44C 5/0084; A44C 5/12; A44C 5/14; A44C 11/00; A44C 11/002; A44C 13/00; A44C 15/00; A44C 15/003; A44C 15/0045; A44C 15/005; A44C 15/0055; A44C 15/006; A44C 15/0075; A44C 15/0085; A44C 15/009
See application file for complete search history.

- (56) **References Cited**
U.S. PATENT DOCUMENTS
1,014,009 A * 1/1912 Koons A41F 17/02 2/303
D142,111 S * 8/1945 Nazare D11/9
3,656,244 A * 4/1972 Andrade A43B 3/0078 63/1.18
D237,012 S * 9/1975 Steinhart D11/11
D313,571 S * 1/1991 Brom D11/13
5,214,940 A * 6/1993 Capifali A44C 5/20 63/3.1
5,386,710 A * 2/1995 Moore A44C 15/009 63/15.9

- 5,644,935 A * 7/1997 Jonovich A44C 15/0085 63/3.2
- 5,675,988 A * 10/1997 Ignatowski A44C 15/003 63/38
- 6,520,635 B1 * 2/2003 Ignatowski A44C 15/003 63/3
- D534,453 S * 1/2007 Brown D11/3
- D557,160 S * 12/2007 Grassi Damiani D11/13
- D564,933 S * 3/2008 Hardy D11/89
- 10,004,305 B2 * 6/2018 McHugh A44C 15/003
- 2003/0110798 A1 * 6/2003 Ignatowski A44C 15/001 63/38
- 2004/0111005 A1 * 6/2004 Lu A44C 11/002 600/15

(Continued)

Primary Examiner — L. Martinez
(74) Attorney, Agent, or Firm — Mark S Hubert

(57) **CLAIM**
I claim the ornamental design for the leg pendant, as shown and described.

DESCRIPTION

FIG. 1 is a rear perspective view of the leg pendant showing my new design in a configuration of use;
FIG. 2 is a side view of the leg pendant in a configuration of use;
FIG. 3 is another rear perspective view of the leg pendant in a configuration of use;
FIG. 4 is another rear perspective view of the leg pendant;
FIG. 5 is a left side view of the leg pendant;
FIG. 6 is a top view of the leg pendant;
FIG. 7 is a bottom view of the leg pendant;
FIG. 8 is a front view of the leg pendant;
FIG. 9 is a right side view of the leg pendant;
FIG. 10 is a rear view of the leg pendant; and,
FIG. 11 is a perspective view of the leg pendant laid flat.
The broken lines showing a human leg in FIGS. 1 through 3 represent environmental subject matter only and form no part of the claimed design.

1 Claim, 7 Drawing Sheets



(56)

References Cited

U.S. PATENT DOCUMENTS

2004/0200236 A1* 10/2004 Emberson A44C 15/001
63/23
2006/0174649 A1* 8/2006 Azrielant A44C 15/001
63/14.1
2006/0191291 A1* 8/2006 White A44C 15/0055
63/4
2007/0084242 A1* 4/2007 Yoshiya A44C 11/002
63/38
2007/0095101 A1* 5/2007 Pons A44C 11/002
63/3.1
2008/0184574 A1* 8/2008 Press A44C 15/005
33/512
2012/0324946 A1* 12/2012 Latouf A44C 15/005
63/1.13
2015/0020543 A1* 1/2015 Kaupp A44C 15/005
63/12
2015/0216271 A1* 8/2015 Mueller A44C 15/005
29/896.411
2016/0128418 A1* 5/2016 Steele A42B 7/00
63/1.11
2019/0029374 A1* 1/2019 Goldberg A44C 5/208

* cited by examiner

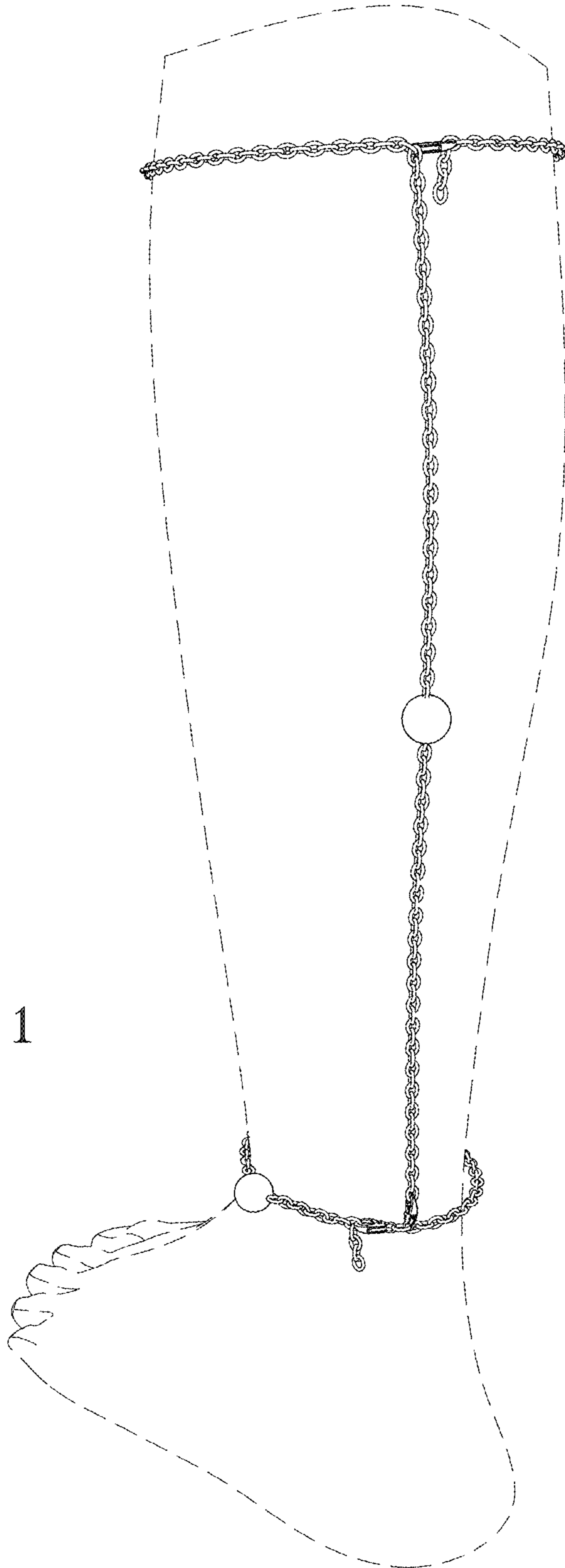


FIG. 1

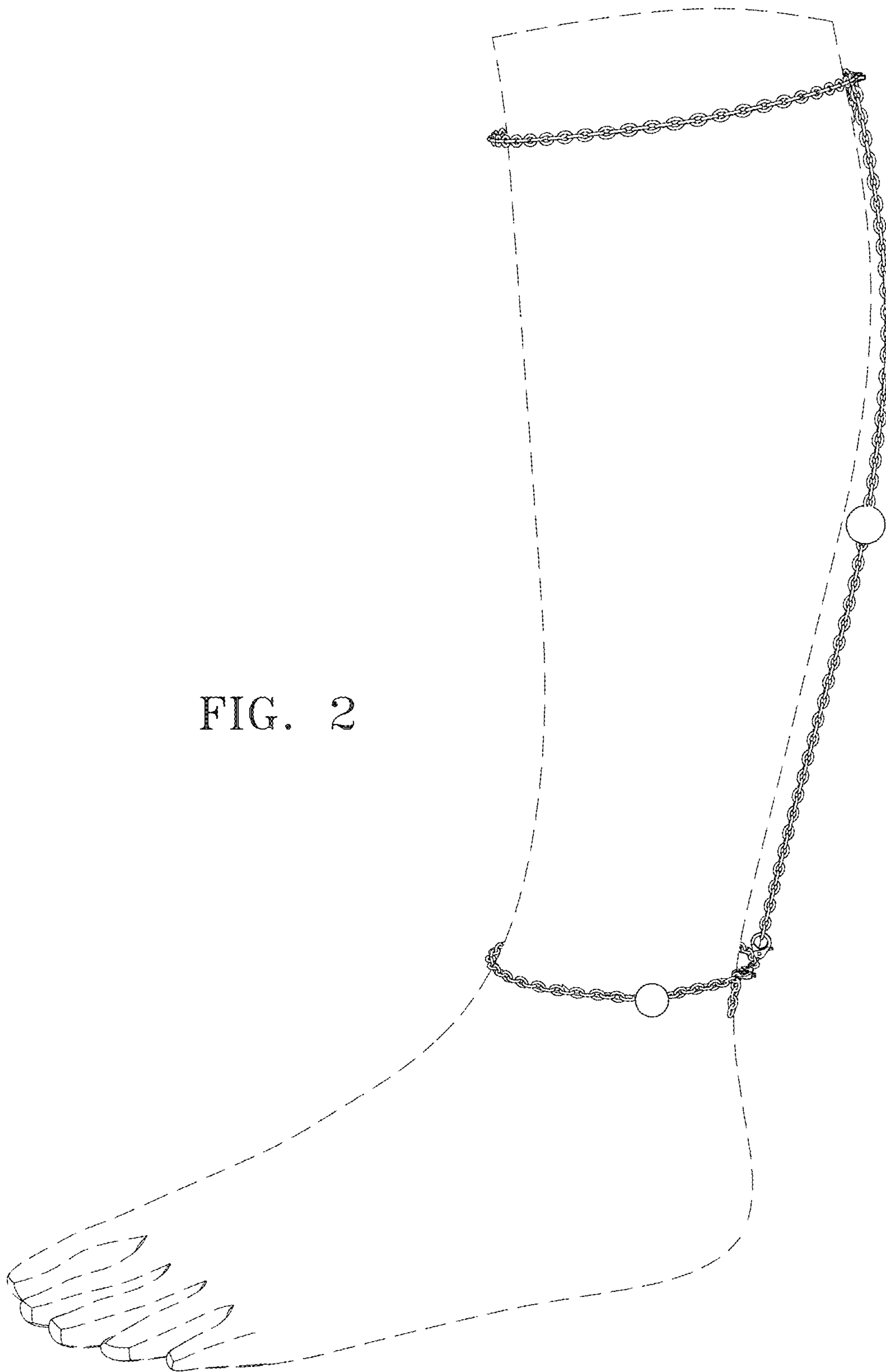


FIG. 2

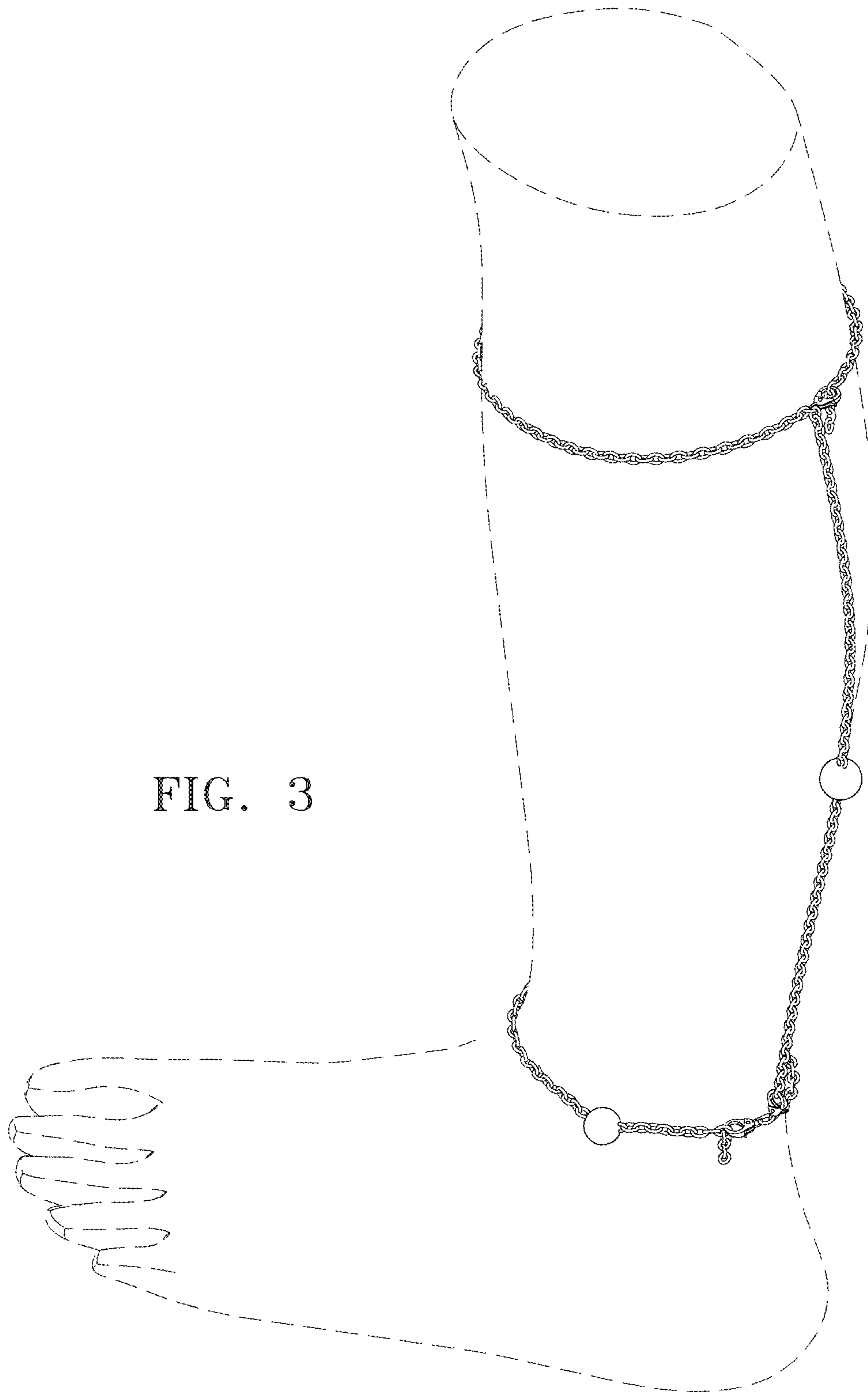


FIG. 3

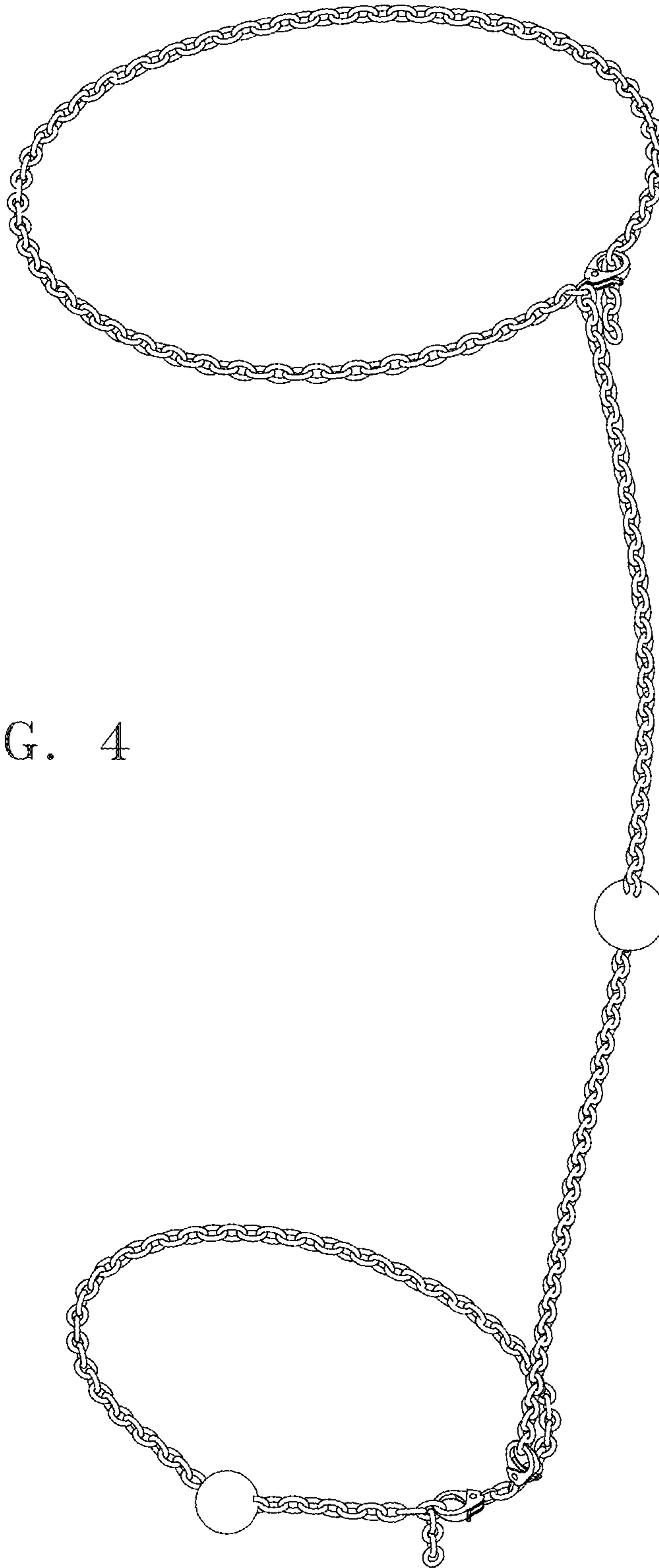


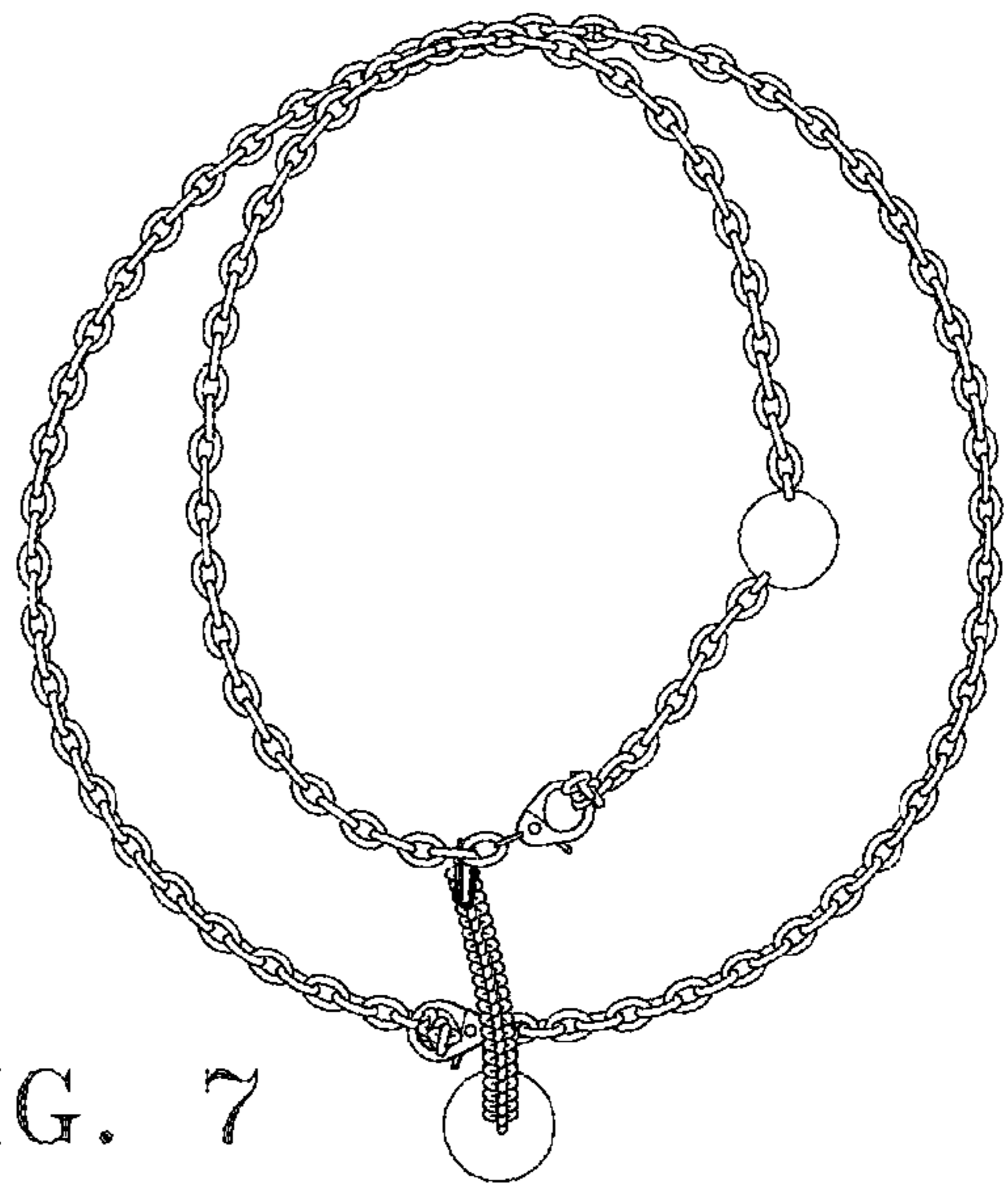
FIG. 4

FIG. 5



FIG. 6

FIG. 7



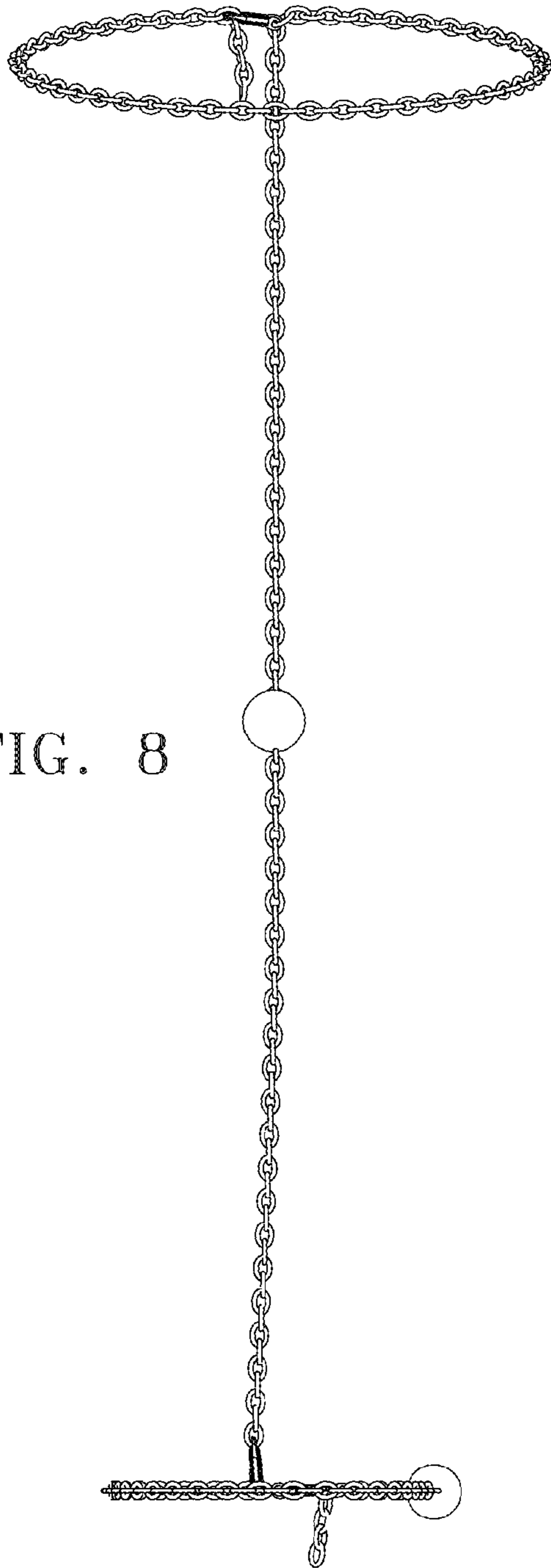


FIG. 8



FIG. 9

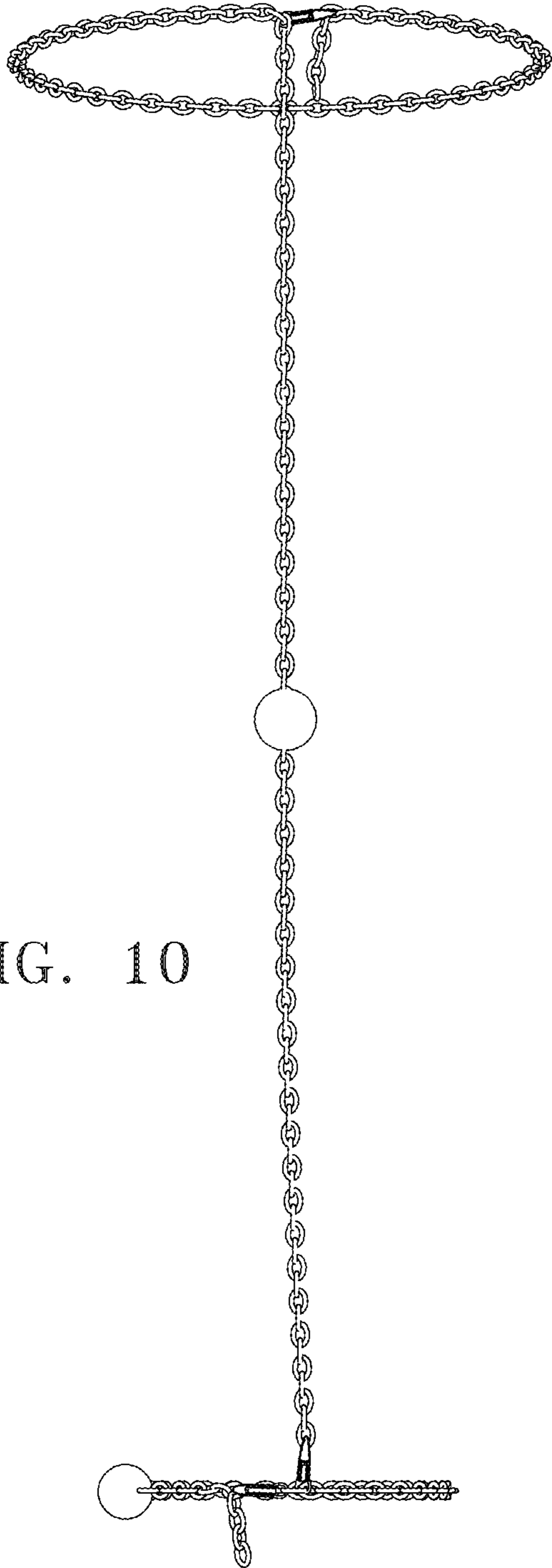


FIG. 10

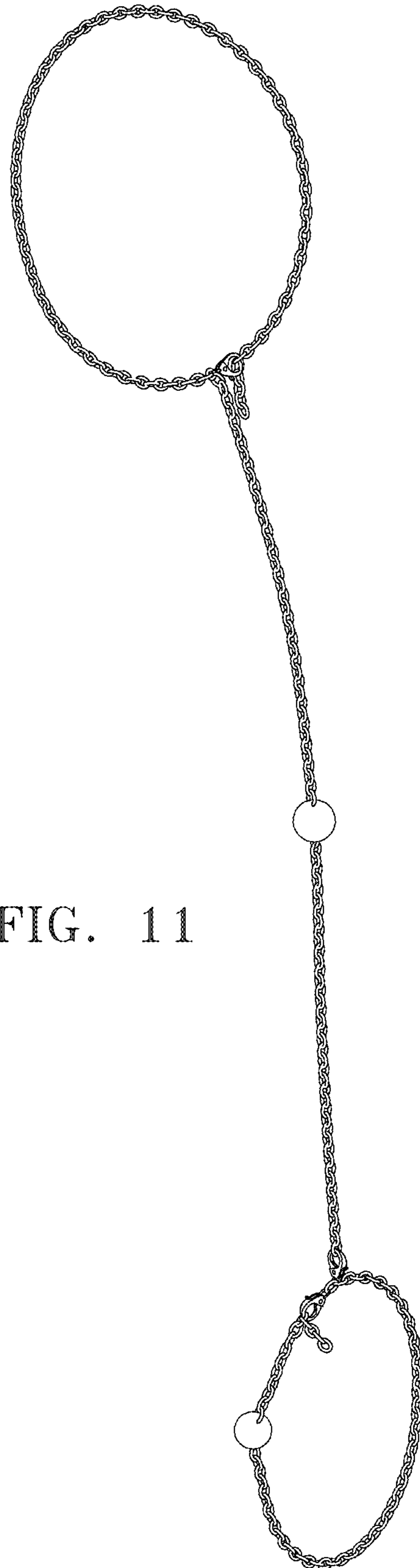


FIG. 11