



US00D872618S

(12) **United States Design Patent** (10) **Patent No.:** **US D872,618 S**
Atkinson et al. (45) **Date of Patent:** **** Jan. 14, 2020**

(54) **BAND**
(71) Applicant: **Equalitude, Inc.**, Lake Success, NY (US)
(72) Inventors: **Imelda Atkinson**, Lake Success, NY (US); **Douglas Kaplan**, Lake Success, NY (US)
(73) Assignee: **EQUALITUDE, INC.**, Lake Success, NY (US)
(**) Term: **15 Years**
(21) Appl. No.: **29/648,768**
(22) Filed: **May 23, 2018**
(51) **LOC (12) Cl.** **11-01**
(52) **U.S. Cl.**
USPC **D11/6**
(58) **Field of Classification Search**
USPC D11/1-12, 16-23, 26, 29, 37, 38, 76, 77, D11/78; D28/41; D14/344
CPC A44C 5/00; A44C 5/0007; A44C 5/0015; A44C 5/0023; A44C 5/003; A44C 5/0053; A44C 5/0084; A44C 9/00; A44C 9/0007; A44C 9/0053; A44C 13/00; A44C 15/00; A44C 15/001; A44C 15/002; A44C 15/0025
See application file for complete search history.

(56) **References Cited**
U.S. PATENT DOCUMENTS
D42,532 S * 5/1912 Bigney D11/13
1,904,259 A * 4/1933 Zell A44C 17/005
D106,058 S * 9/1937 Pomerantz D11/3
D106,976 S * 11/1937 Hokerk D11/6
D129,407 S * 9/1941 Wilmarth D11/7
2,427,117 A * 9/1947 Barmache A44C 5/107
D147,670 S * 10/1947 Katz D11/4

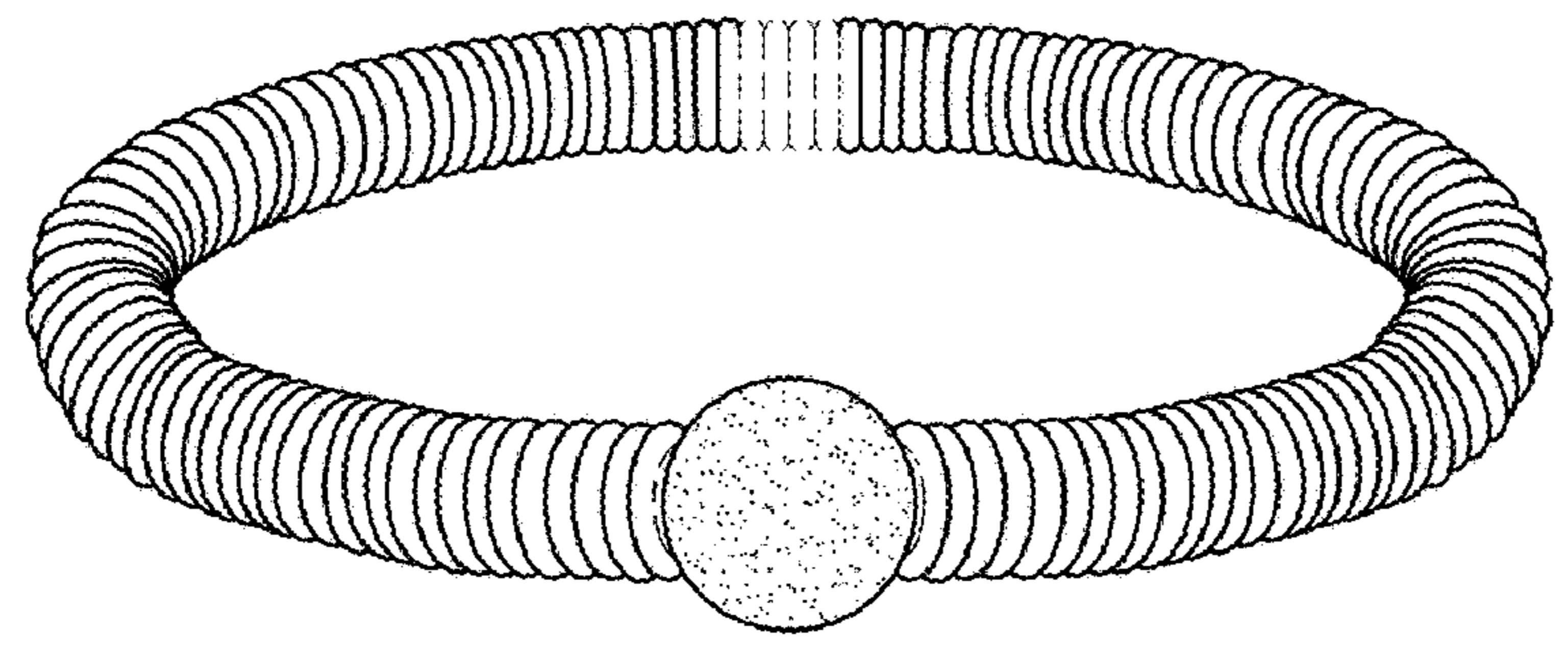
D150,653 S * 8/1948 Pommier D11/5
2,880,701 A * 4/1959 Foster A01K 27/005
D281,957 S * 12/1985 Bulgari D11/3
4,627,739 A * 12/1986 Shingo A44C 5/12
63/5.1
D292,180 S * 10/1987 Seraile D11/11
D378,501 S * 3/1997 Garzi D11/4
D401,527 S * 11/1998 Kelman D11/4
D423,975 S * 5/2000 Graziano D11/20
D447,436 S * 9/2001 Park D11/4
(Continued)

Primary Examiner — L. Martinez
(74) *Attorney, Agent, or Firm* — K&L Gates LLP; Louis C. Cullman; Brian J. Novak

(57) **CLAIM**
The ornamental design for a band, as shown and described.

DESCRIPTION
FIG. 1 is a perspective view of a first embodiment of a band showing our new design.
FIG. 2 is a front view of the band of FIG. 1.
FIG. 3 is a rear view of the band of FIG. 1.
FIG. 4 is a top view of the band of FIG. 1.
FIG. 5 is a bottom view of the band of FIG. 1.
FIG. 6 is a first side view of the band of FIG. 1.
FIG. 7 is a second side view of the band of FIG. 1.
FIG. 8 is a perspective view of a second embodiment of the band showing our new design.
FIG. 9 is a front view of the band of FIG. 8.
FIG. 10 is a rear view of the band of FIG. 8.
FIG. 11 is a top view of the band of FIG. 8.
FIG. 12 is a bottom view of the band of FIG. 8.
FIG. 13 is a first side view of the band of FIG. 8; and, FIG. 14 is a second side view of the band of FIG. 8.
The broken lines shown in the figures represent portions of the band that form no part of the claimed design.

1 Claim, 6 Drawing Sheets



(56)

References Cited

U.S. PATENT DOCUMENTS

6,293,034 B1 * 9/2001 Skapyak G09F 3/00
63/3
D452,958 S * 1/2002 Goulet Mauboussin D11/3
D470,073 S * 2/2003 Valentini D11/5
D525,554 S * 7/2006 Astala A44C 25/00
D11/11
D555,029 S * 11/2007 Hall D11/14
D591,635 S * 5/2009 Cazzola D11/19
D684,496 S * 6/2013 Haimoff D11/3
D709,401 S * 7/2014 Arostini D11/3
D803,085 S * 11/2017 Hagen D11/1
D803,088 S * 11/2017 Mandreucci D11/4
D824,274 S * 7/2018 Trafton D11/3
D828,209 S * 9/2018 Cazzola D11/16
D835,345 S * 12/2018 Lederer D28/41
D842,540 S * 3/2019 Yu D28/41
D843,057 S * 3/2019 Chu D28/41
2008/0127677 A1 * 6/2008 Williams A44C 15/005
63/3.1
2013/0305782 A1 * 11/2013 Butler A44C 5/20
63/12
2014/0053603 A1 * 2/2014 Kaupp A44C 5/00
63/12

* cited by examiner

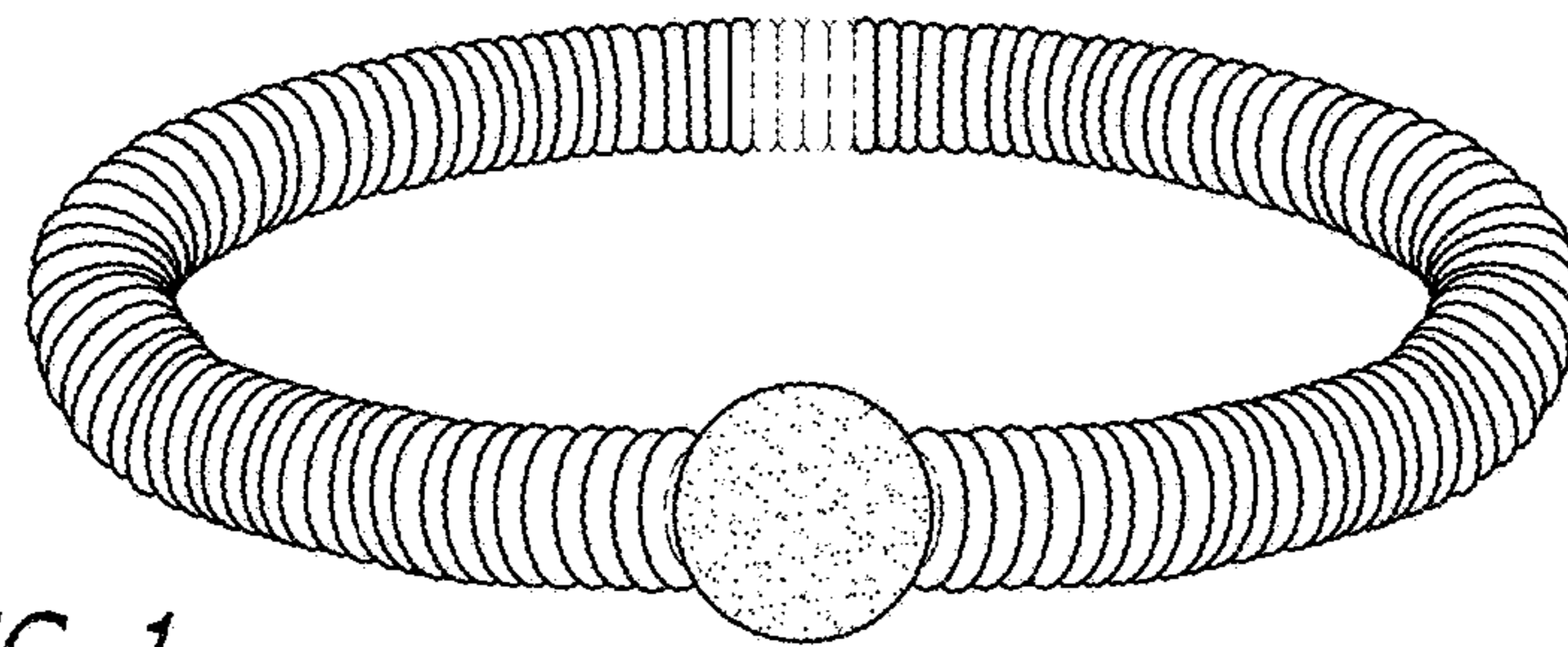


FIG. 1

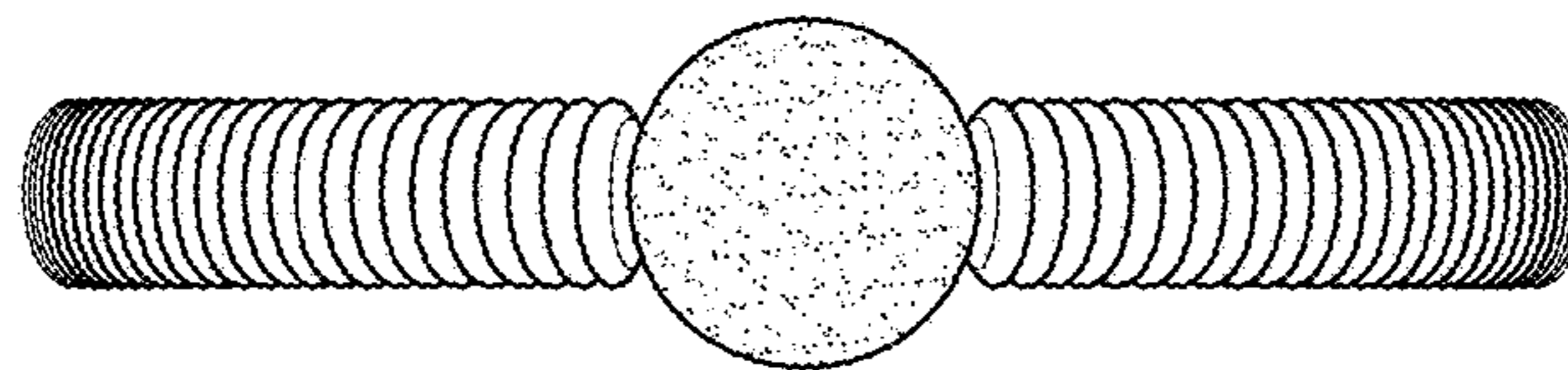


FIG. 2

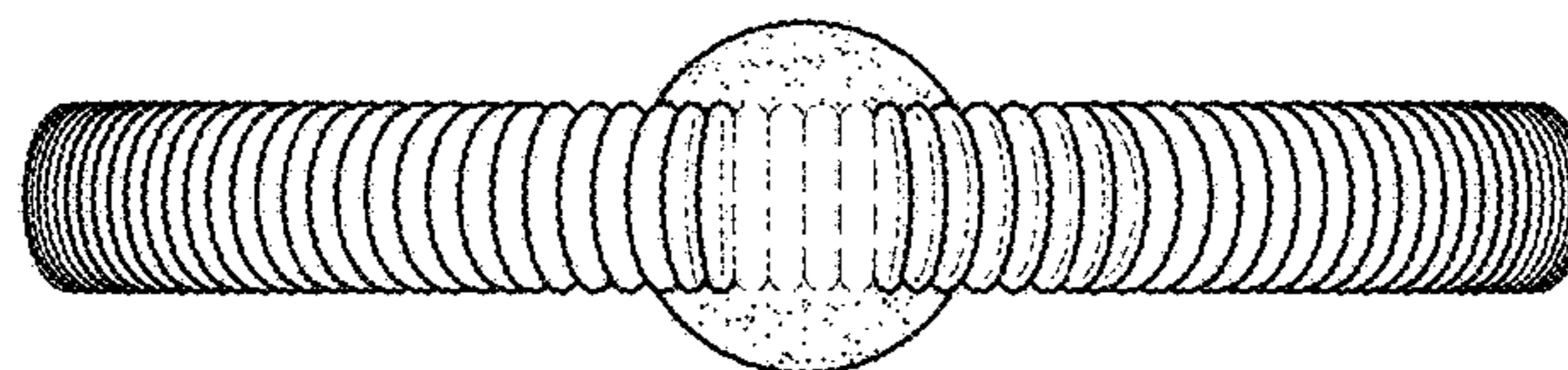
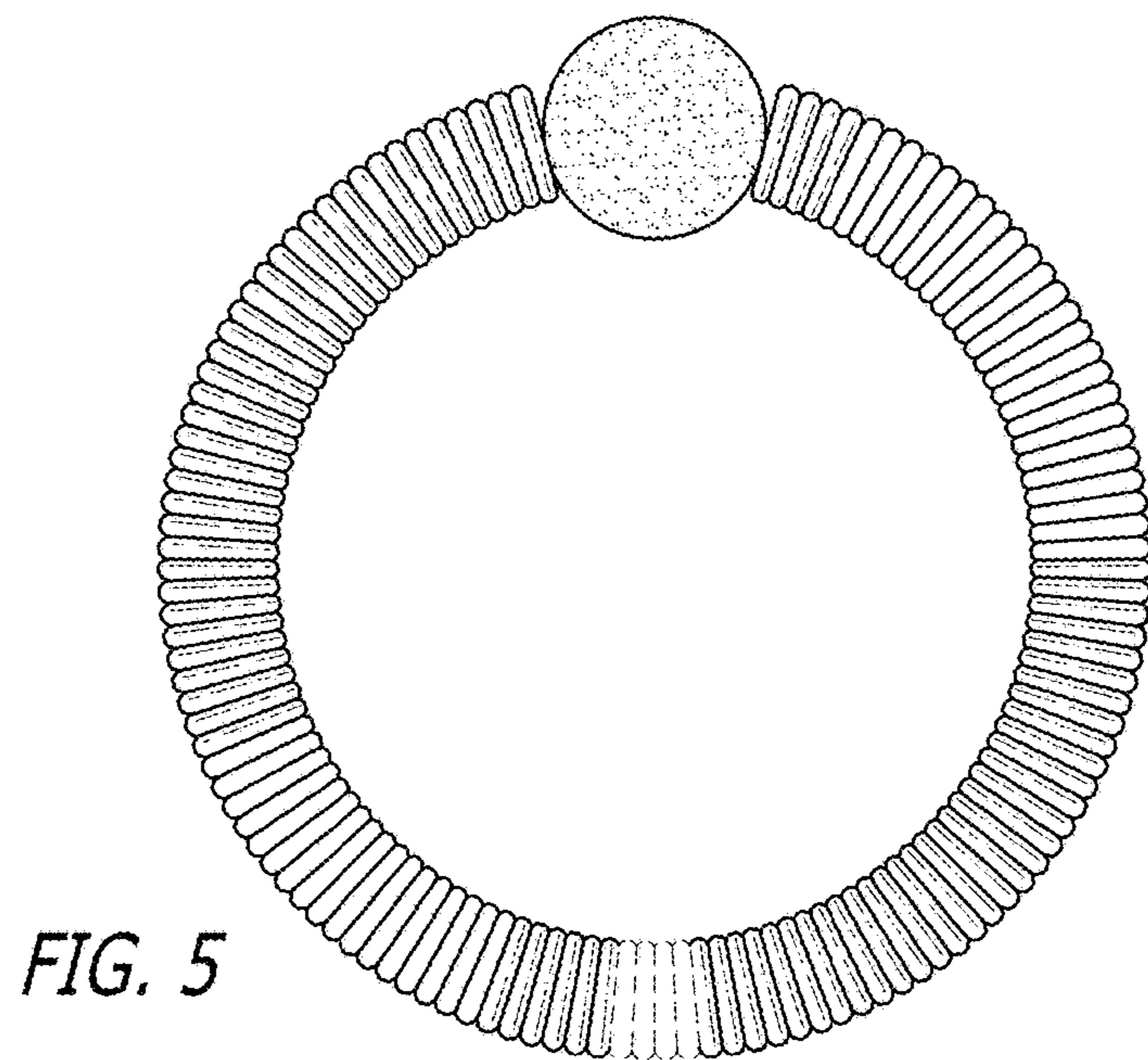
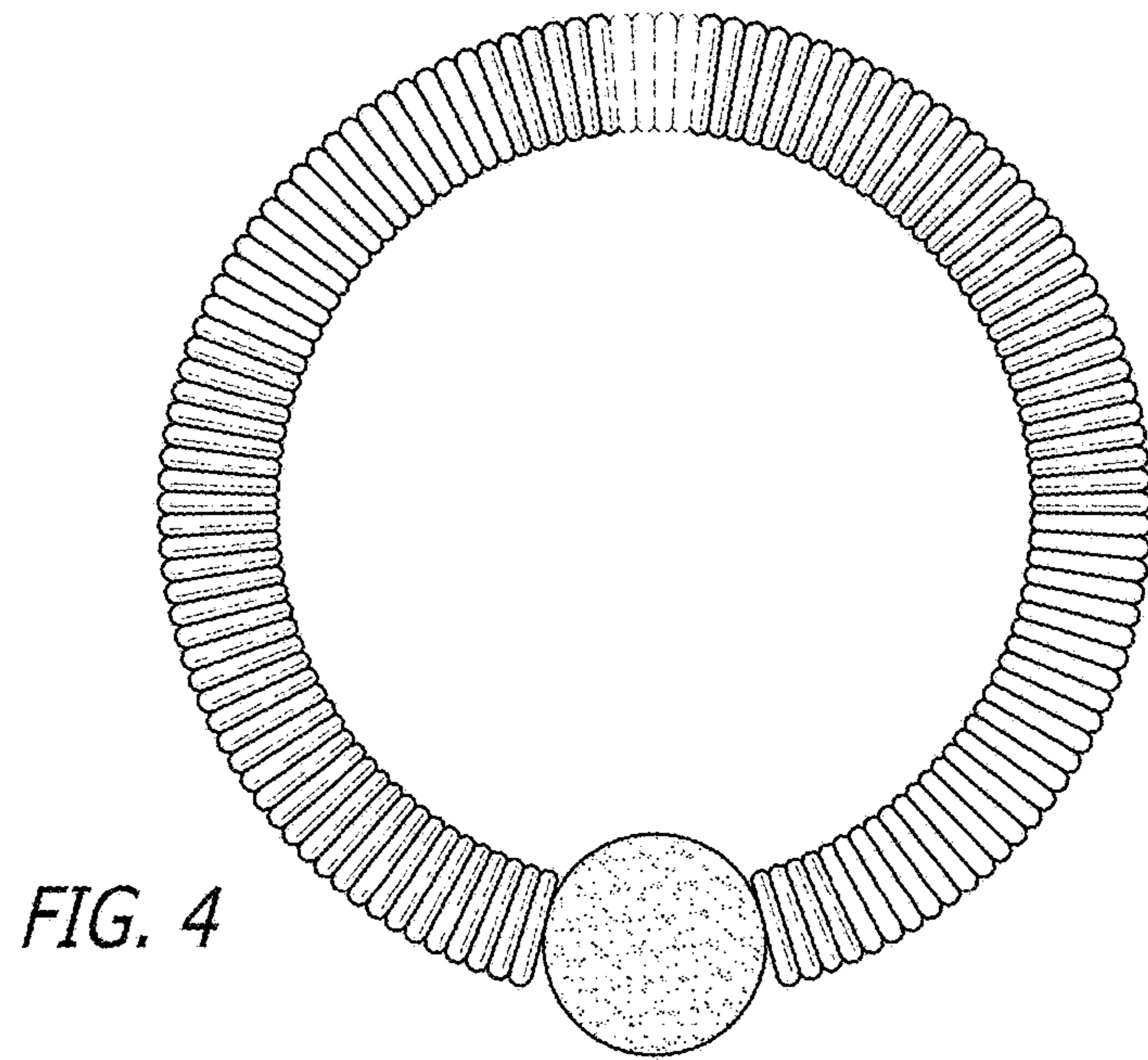


FIG. 3



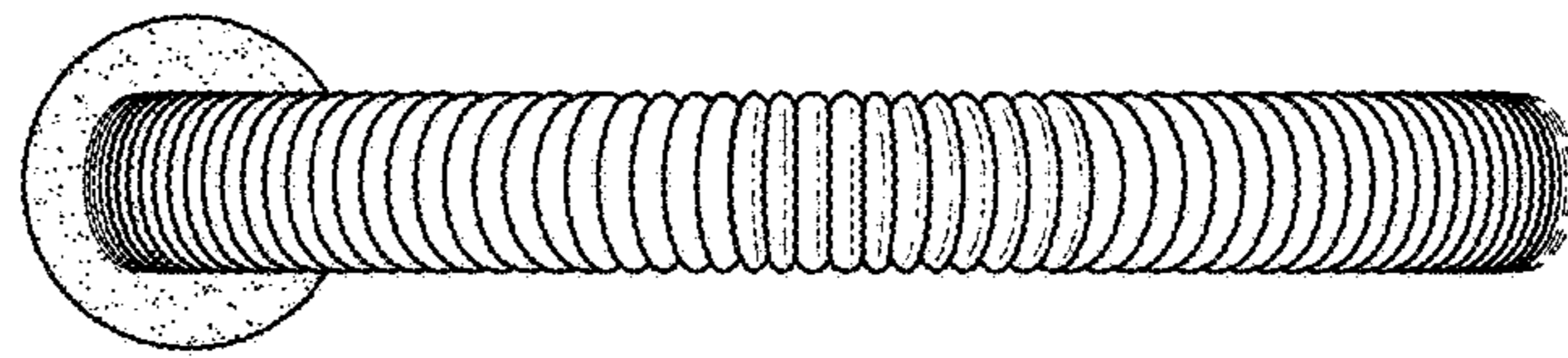


FIG. 6

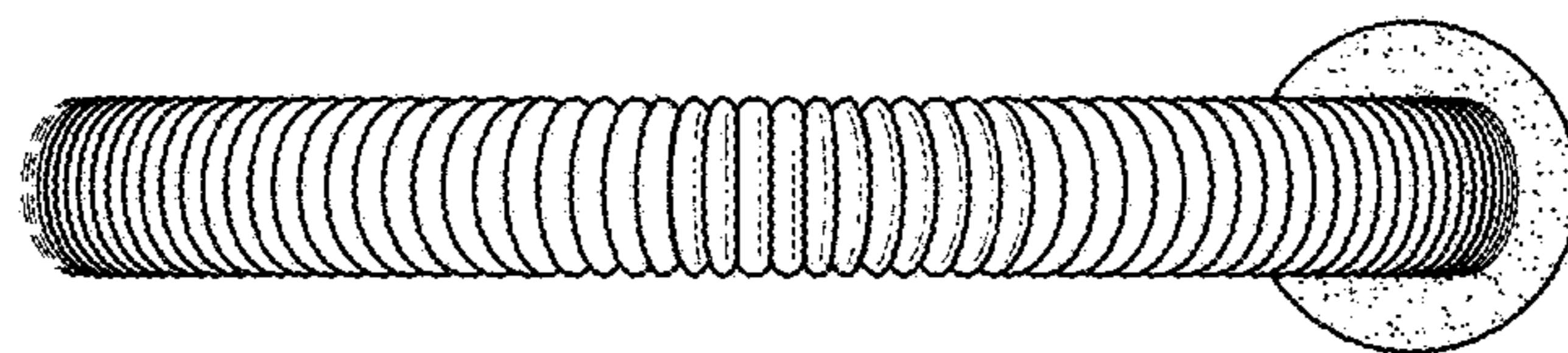


FIG. 7

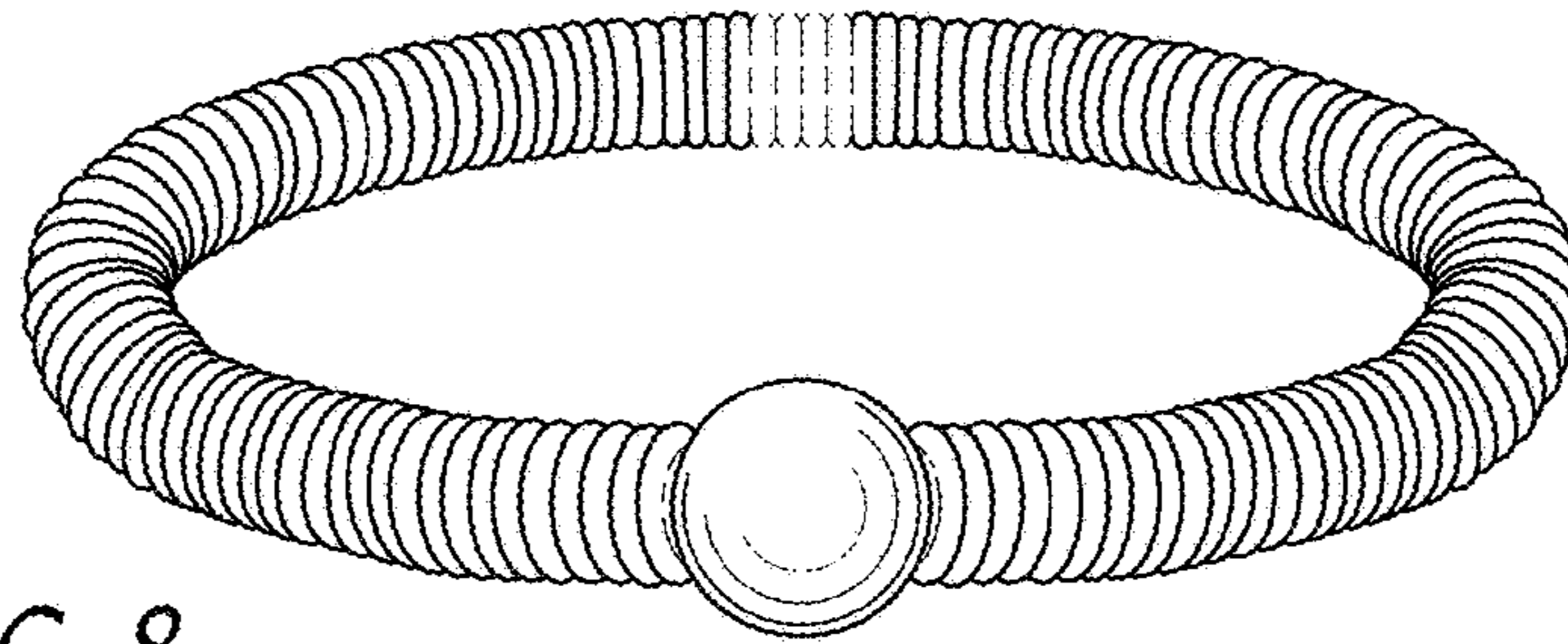


FIG. 8

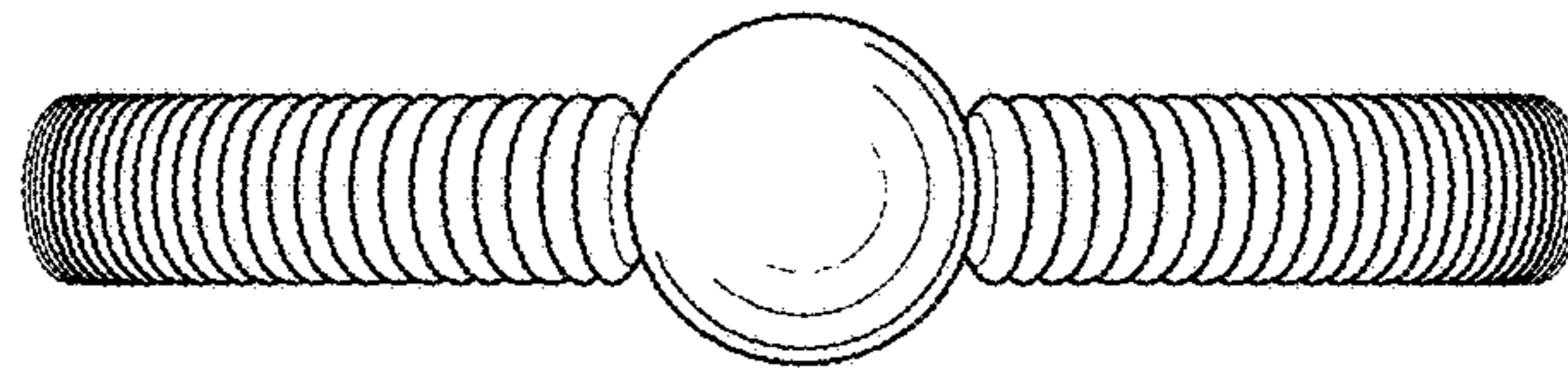


FIG. 9

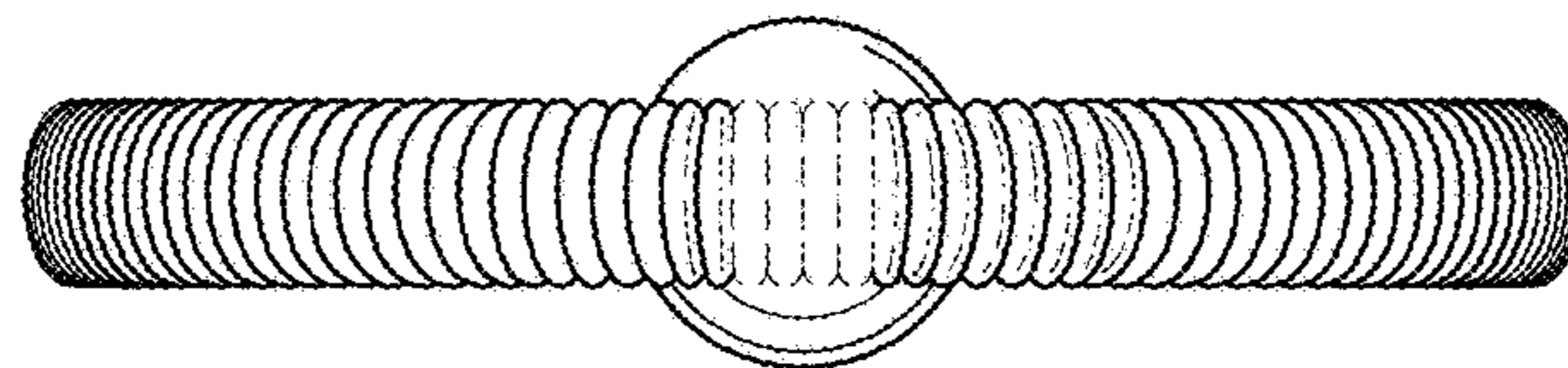


FIG. 10

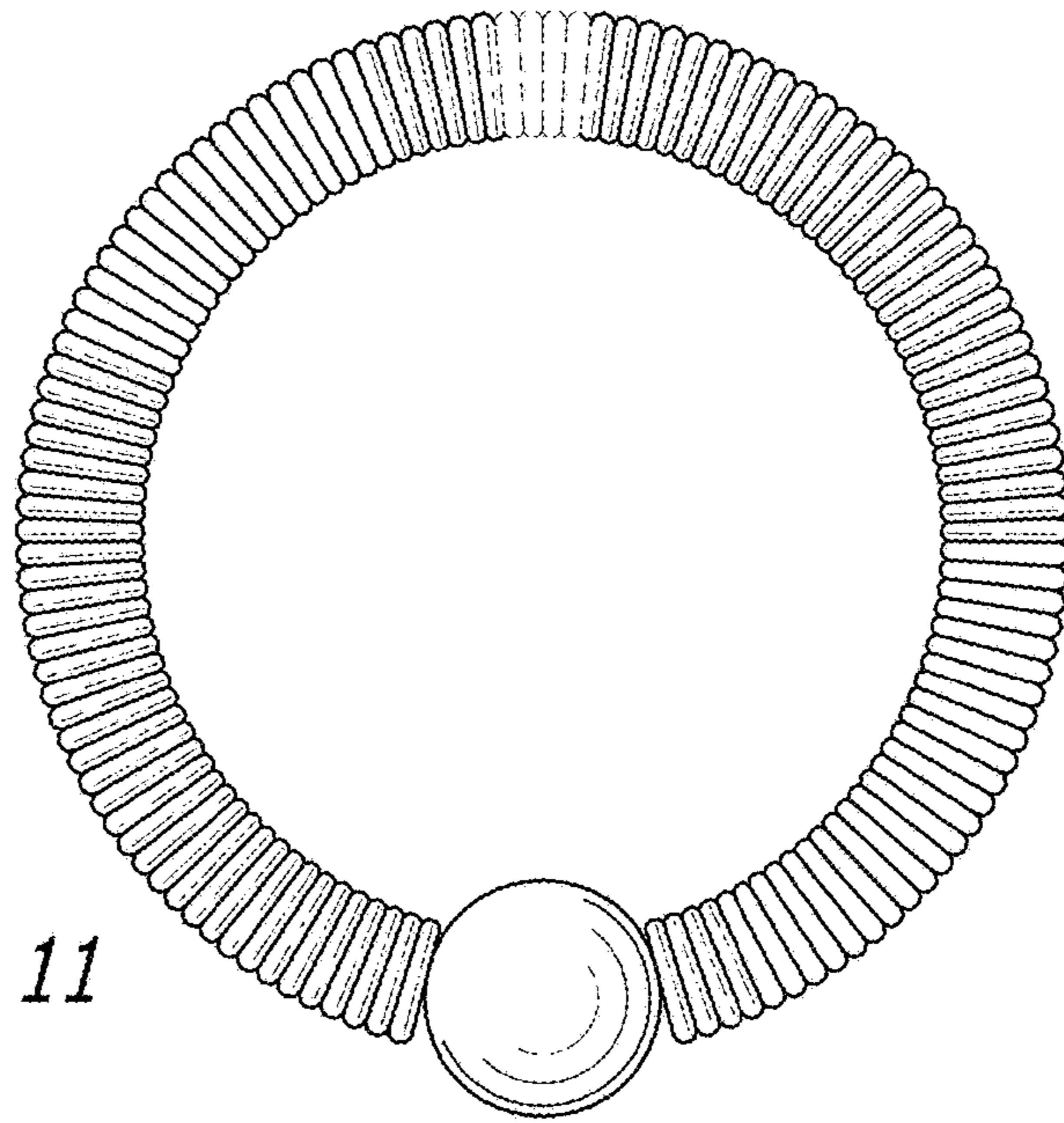


FIG. 11

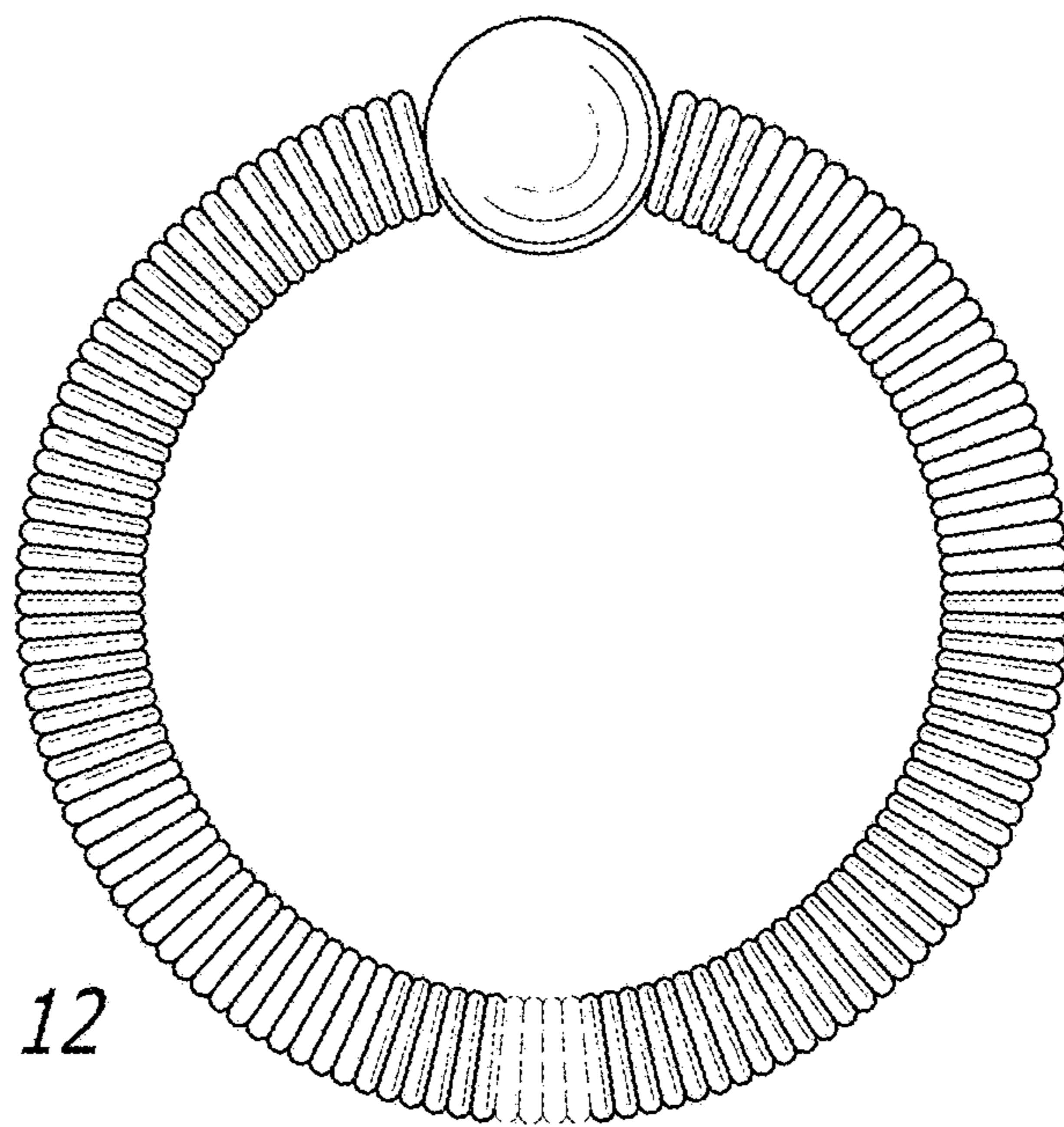


FIG. 12

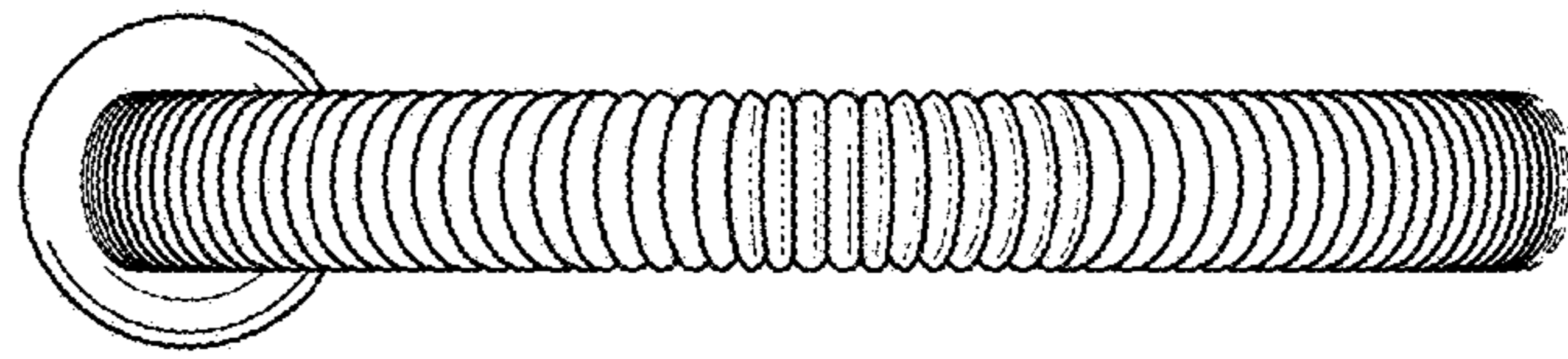


FIG. 13

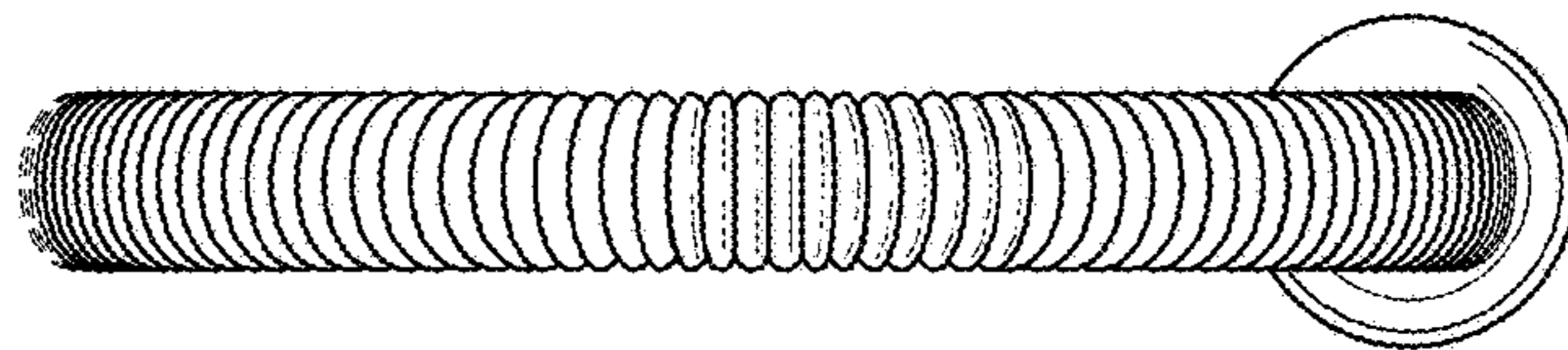


FIG. 14