



US00D872615S

(12) **United States Design Patent** (10) **Patent No.:** **US D872,615 S**
Gurung (45) **Date of Patent:** **** Jan. 14, 2020**

(54) **NECKLACE**
(71) Applicant: **Tasaki & Co., Ltd.**, Kobe (JP)
(72) Inventor: **Prabal Gurung**, New York, NY (US)
(73) Assignee: **Tasaki & Co., Ltd.**, Kobe (JP)
(**) Term: **15 Years**
(21) Appl. No.: **29/650,087**
(22) Filed: **Jun. 4, 2018**
(51) **LOC (12) Cl.** **11-01**
(52) **U.S. Cl.**
USPC **D11/3**
(58) **Field of Classification Search**
USPC D11/1-11, 26-29, 34, 40-43
CPC ... A44C 15/00; A44C 15/0045; A44C 15/005;
A44C 15/0055; A44C 15/006; A44C
9/00; A44C 9/0038; A44C 5/00; A44C
5/0084; A44C 5/0092
See application file for complete search history.

(56) **References Cited**
U.S. PATENT DOCUMENTS
D71,607 S * 12/1926 Levine D11/28
D113,692 S * 3/1939 Wittmayer D11/26
D135,259 S * 3/1943 Pereira D11/27
D176,269 S * 12/1955 Katz D11/34
D229,086 S * 11/1973 Bellamy D11/28
4,282,721 A * 8/1981 Roach A44C 7/00
D11/28
D267,481 S * 1/1983 Barr D11/27
D267,482 S * 1/1983 Barr D11/28

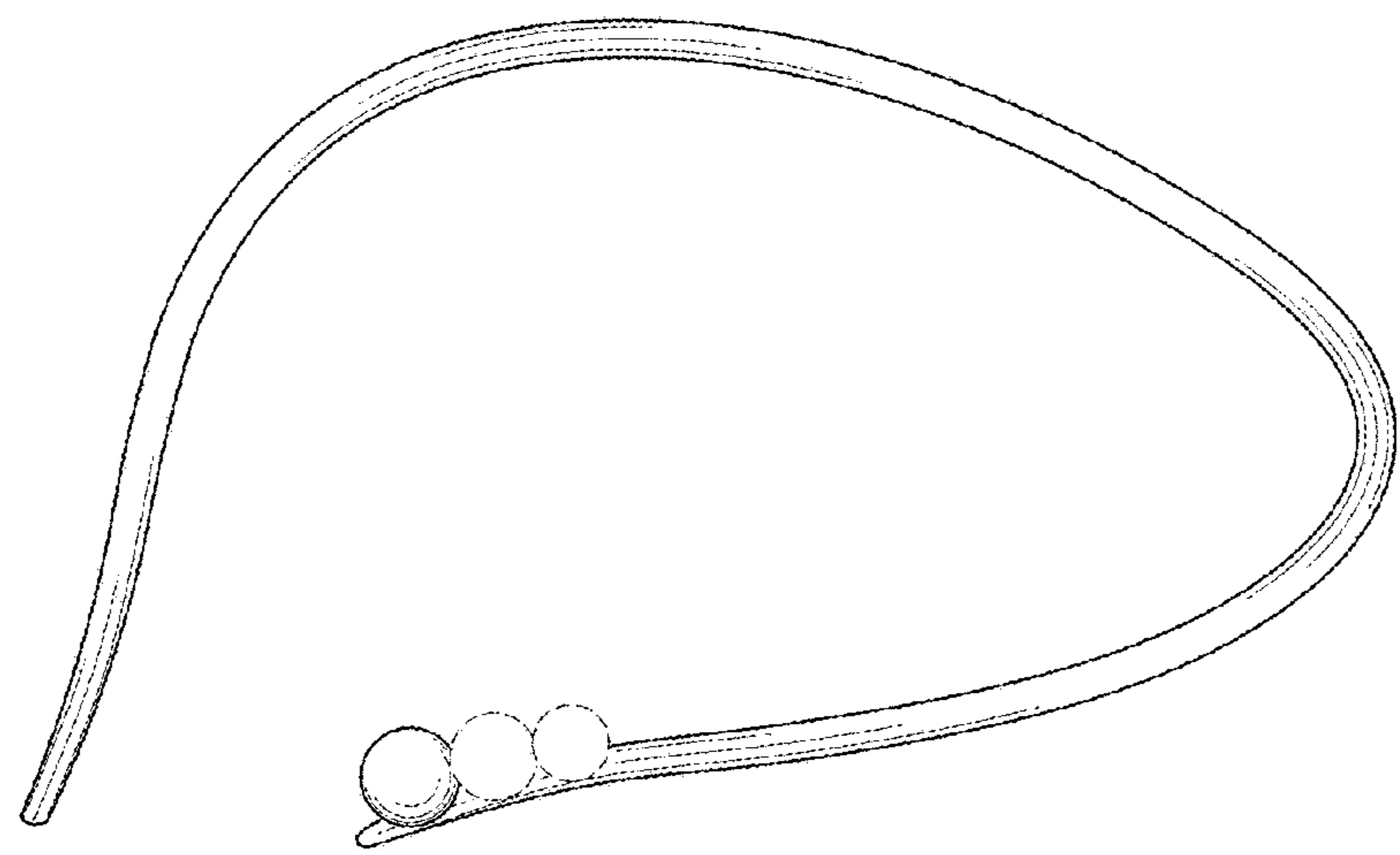
D271,385 S * 11/1983 Novak D11/5
D296,533 S * 7/1988 Colvin D10/2
D310,050 S * 8/1990 Merritt D11/3
D326,430 S * 5/1992 Ortega D11/40
D340,527 S * 10/1993 Goodell D11/40
D354,697 S * 1/1995 Andrau D11/28
D454,314 S * 3/2002 Stewart D11/27
D456,733 S * 5/2002 Hafner D11/3
D456,734 S * 5/2002 Stewart D11/27
D569,295 S * 5/2008 Doughty D11/31
D780,176 S * 2/2017 Kim D11/5
D809,956 S * 2/2018 Kornerup D11/4
D842,746 S * 3/2019 Hardy D11/5

* cited by examiner
Primary Examiner — L. Martinez
(74) *Attorney, Agent, or Firm* — Fitch, Even, Tabin & Flannery LLP

(57) **CLAIM**
I claim the ornamental design for a necklace, as shown and described.

DESCRIPTION
FIG. 1 is a front, top, and right side perspective view of a necklace, showing my new design;
FIG. 2 is a front elevational view thereof;
FIG. 3 is a rear elevational view thereof;
FIG. 4 is a top plan view thereof;
FIG. 5 is a bottom plan view thereof;
FIG. 6 is a right side elevational view thereof; and,
FIG. 7 is a left side elevational view thereof.
The broken lines in the drawings illustrate portions of the necklace that form no part of the claimed design.

1 Claim, 7 Drawing Sheets



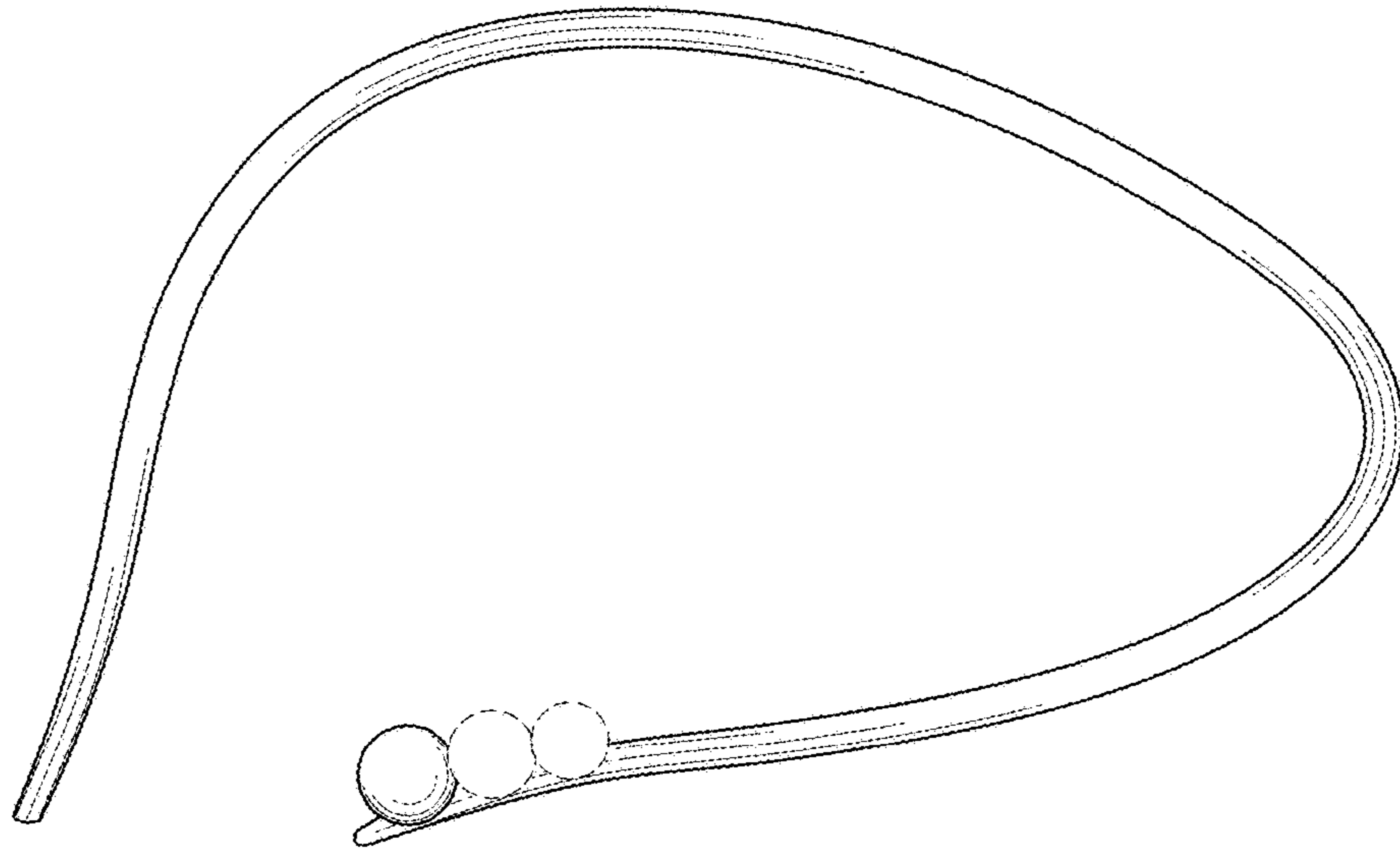


FIG. 1

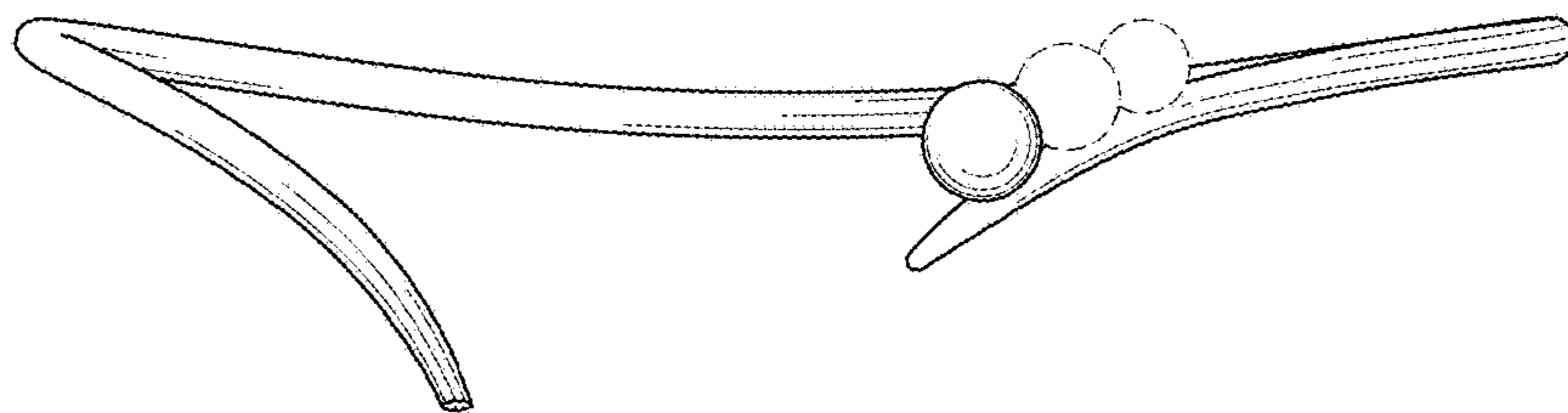


FIG. 2

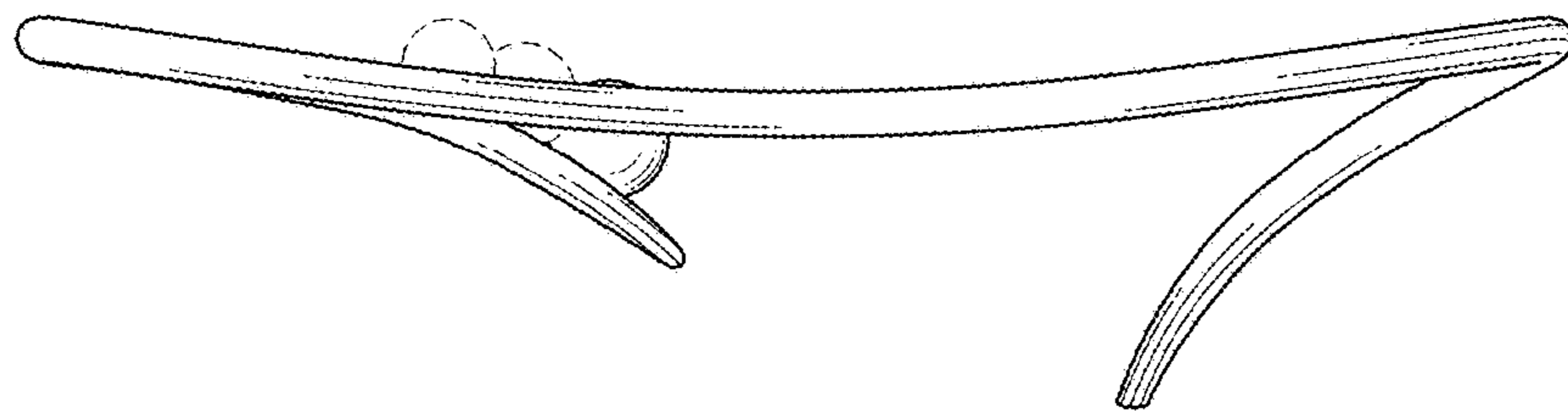


FIG. 3



FIG. 4

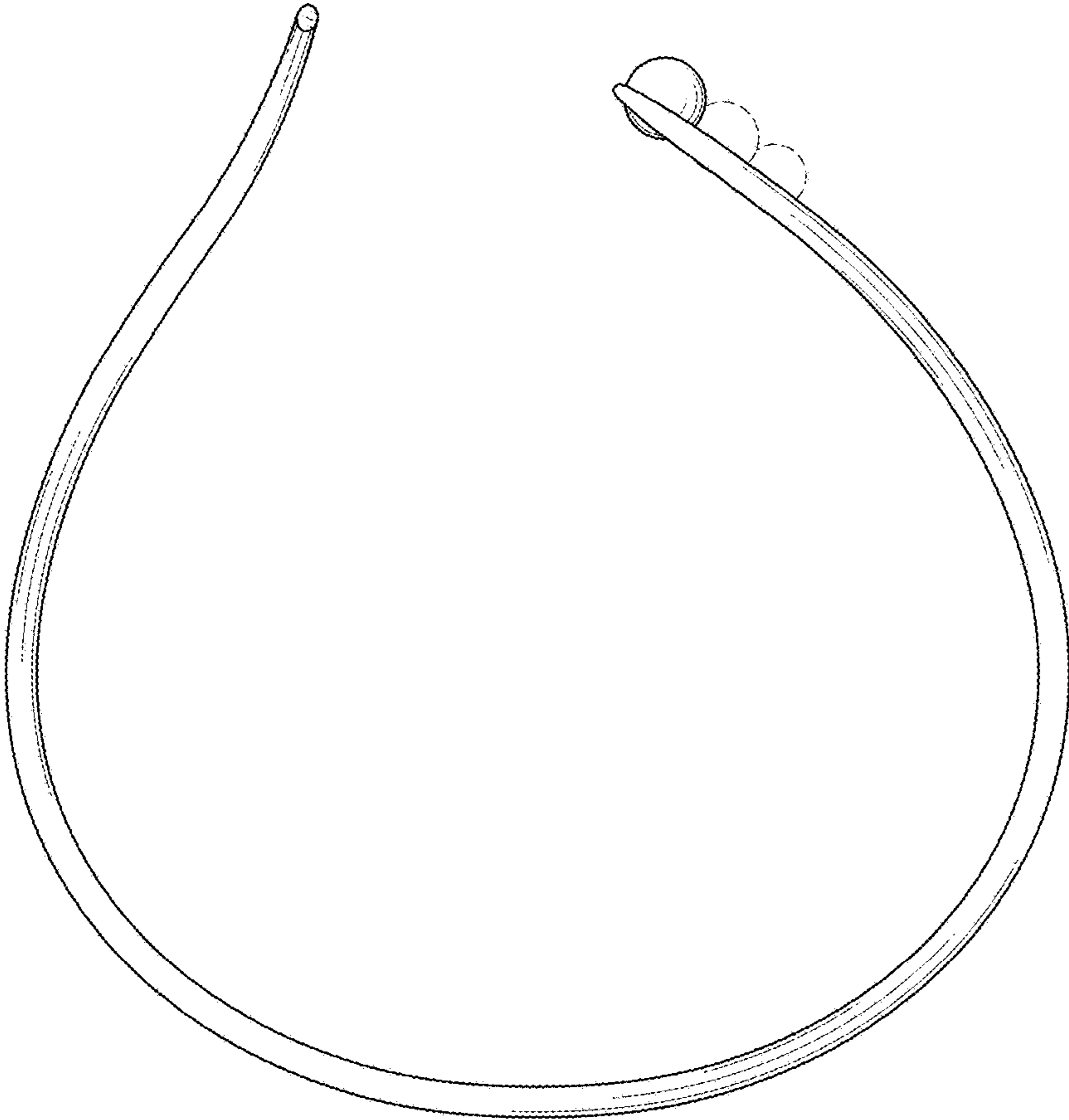


FIG. 5




FIG. 6



FIG. 7