



US00D872609S

(12) **United States Design Patent**
O’Connell

(10) **Patent No.:** **US D872,609 S**

(45) **Date of Patent:** **** Jan. 14, 2020**

- (54) **ARTICLE OF JEWELRY**
- (71) Applicant: **Charles & Colvard, Ltd.**, Morrisville, NC (US)
- (72) Inventor: **Don O’Connell**, Cary, NC (US)
- (73) Assignee: **Charles & Colvard, Ltd.**, Morrisville, NC (US)
- (**) Term: **15 Years**
- (21) Appl. No.: **29/658,568**
- (22) Filed: **Aug. 1, 2018**

- D546,235 S * 7/2007 Sabet D11/91
- D547,688 S * 7/2007 Sabet D11/34
- D550,585 S * 9/2007 Shin D11/91
- D560,136 S * 1/2008 Grassi Damiani D11/34
- D580,294 S * 11/2008 Sabet D11/92
- D603,288 S * 11/2009 Grosser-Samuels D11/26
- D633,409 S * 3/2011 Grosser-Samuels D11/34
- D680,022 S * 4/2013 Parvex D11/34
- D686,102 S * 7/2013 Shlakman D11/26
- D720,644 S * 1/2015 Yatsugi-Kang D11/34
- D726,068 S * 4/2015 Minister D11/92
- D727,773 S * 4/2015 Kwon D11/42
- D727,774 S * 4/2015 Kwon D11/43
- D729,103 S * 5/2015 Kwon D11/7
- D729,104 S * 5/2015 Kwon D11/7
- D730,231 S * 5/2015 Kwon D11/16
- D747,664 S * 1/2016 Yatsugi-Kang D11/34
- D753,530 S * 4/2016 Riviere D11/34
- D755,073 S * 5/2016 Rosenberg-Pineau D11/91

Related U.S. Application Data

- (63) Continuation of application No. 29/649,881, filed on Jun. 1, 2018.
- (51) **LOC (12) Cl.** **11-01**
- (52) **U.S. Cl.**
USPC **D11/1; D11/34**
- (58) **Field of Classification Search**
USPC D11/1, 7, 16, 17, 26–29, 34, 35, 40–43, D11/63, 67, 79, 89–92
CPC A44C 17/00; A44C 17/001; A44C 17/005; A44C 17/02; A44C 17/0208; A44C 17/0216; A44C 17/0233; A44C 17/0258; A44C 17/0266; A44C 17/0275; A44C 17/0283; A44C 17/0291; A44C 1/00; A44C 9/00; A44C 7/00; A44C 7/001; A44C 15/001; A44C 15/0035
See application file for complete search history.

(56) **References Cited**
U.S. PATENT DOCUMENTS

- D107,313 S * 12/1937 Fischer D11/92
- D445,058 S * 7/2001 Kaplan D11/91
- D533,104 S * 12/2006 Ho D11/90

(Continued)

Primary Examiner — L. Martinez

(74) *Attorney, Agent, or Firm* — Finnegan, Henderson, Farabow, Garrett & Dunner LLP

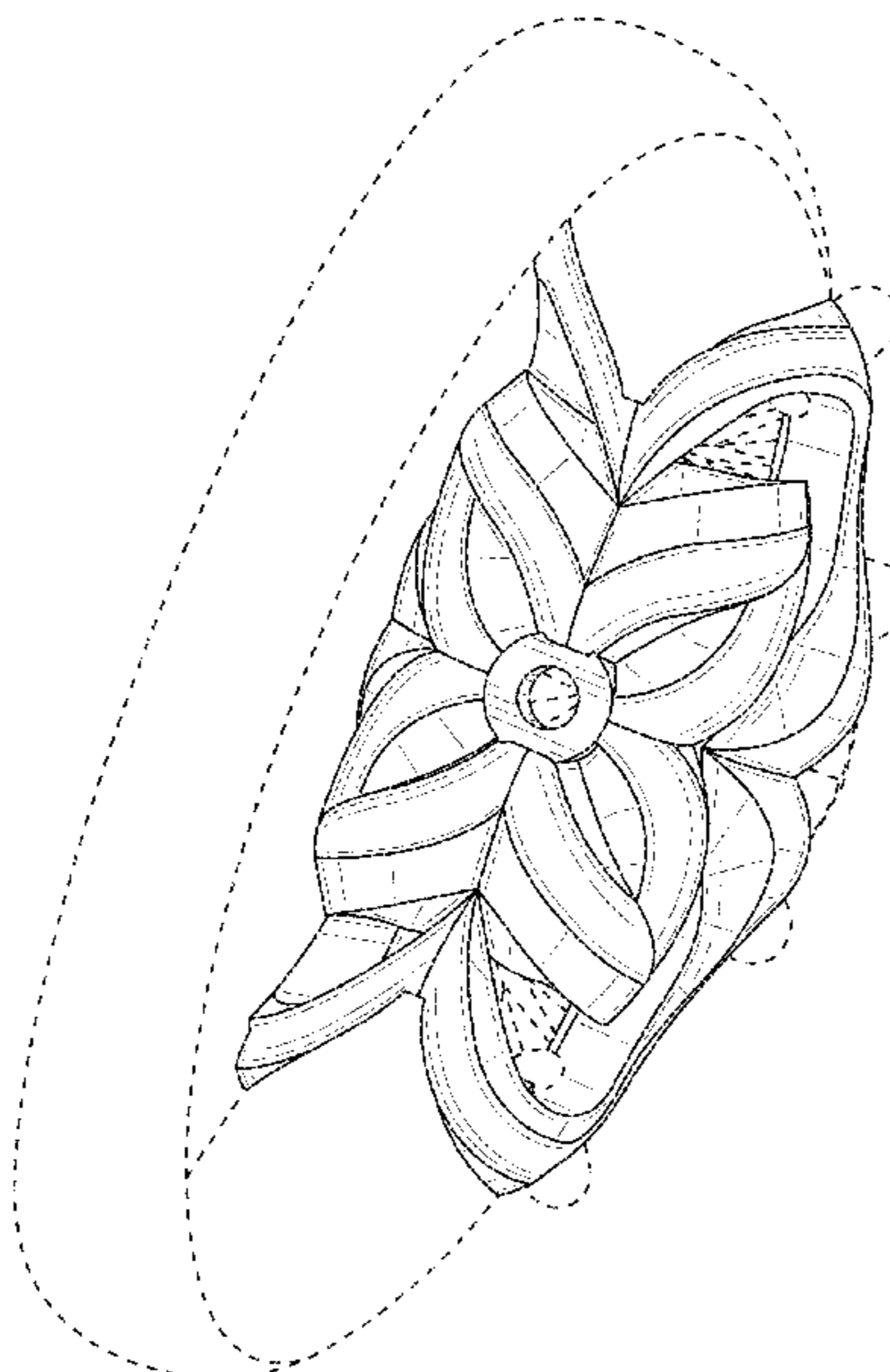
(57) **CLAIM**

The ornamental design for an article of jewelry, as shown and described.

DESCRIPTION

FIG. 1 is a bottom elevation view of an article of jewelry, showing my new design;
 FIG. 2 is a front, bottom perspective view thereof;
 FIG. 3 is a front elevation view thereof, wherein the rear elevation view is identical thereto;
 FIG. 4 is a left side view thereof, wherein the right side view is identical thereto;
 FIG. 5 is a top plan view thereof; and,
 FIG. 6 is a bottom plan view thereof.
 The dash-dash lines in the drawings illustrate portions of the article of jewelry that form no part of the claimed design.

1 Claim, 6 Drawing Sheets



(56)

References Cited

U.S. PATENT DOCUMENTS

D760,617 S * 7/2016 Kwon D11/34
D780,022 S * 2/2017 Yatsugi-Kang D11/34
D828,211 S * 9/2018 Galli D11/34
D847,690 S * 5/2019 Ho D11/92
D847,691 S * 5/2019 Ho D11/92
2003/0221453 A1* 12/2003 Turpanjian A44C 17/02
63/27
2013/0327089 A1* 12/2013 Bernon A44C 17/02
63/27
2018/0008020 A1* 1/2018 Dholakiya A44C 9/00

* cited by examiner

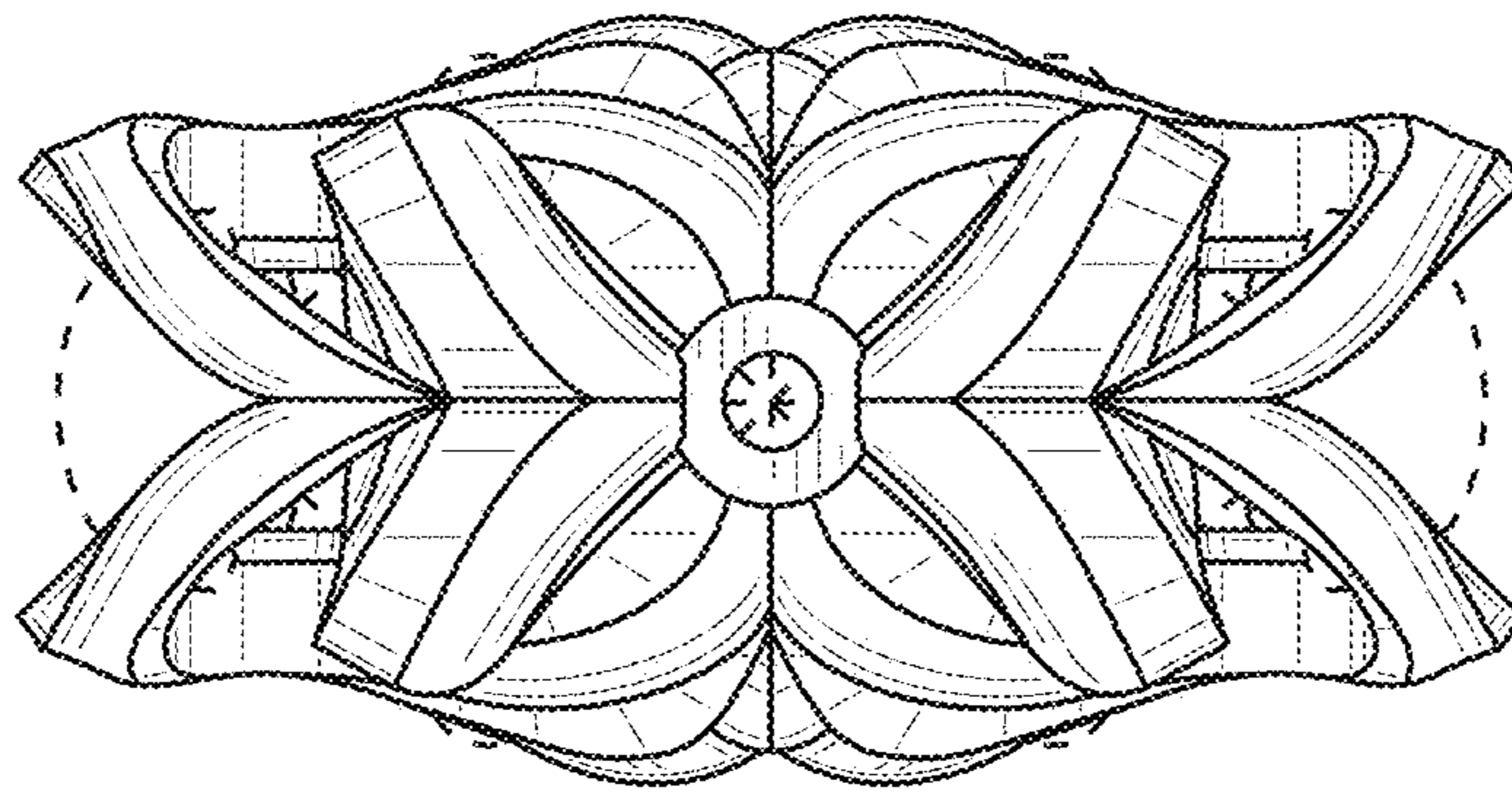


FIG. 1




FIG. 2




FIG. 3

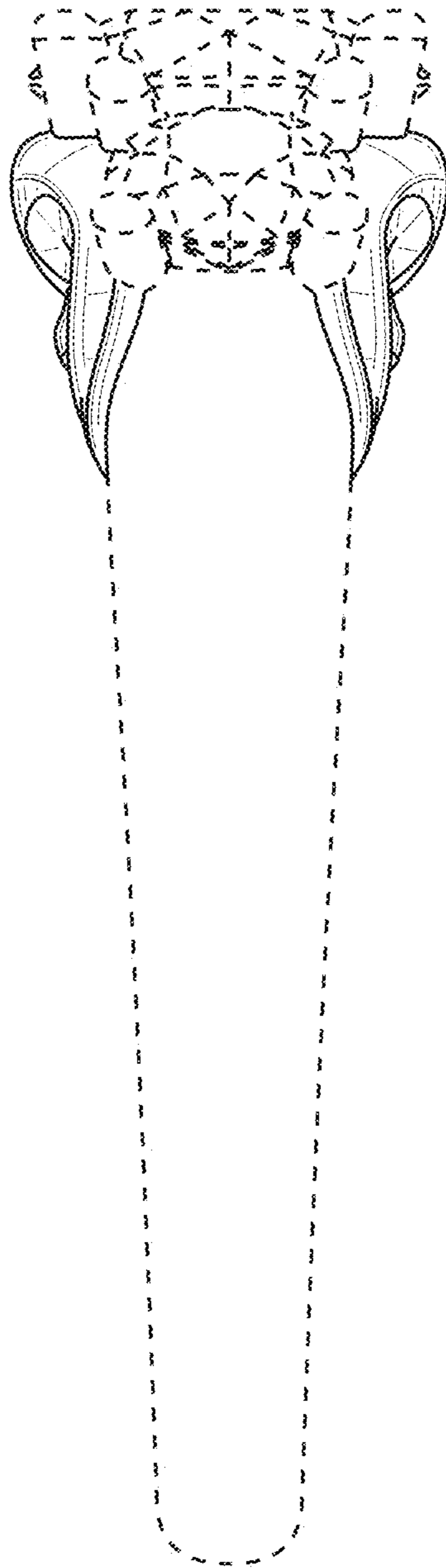


FIG. 4

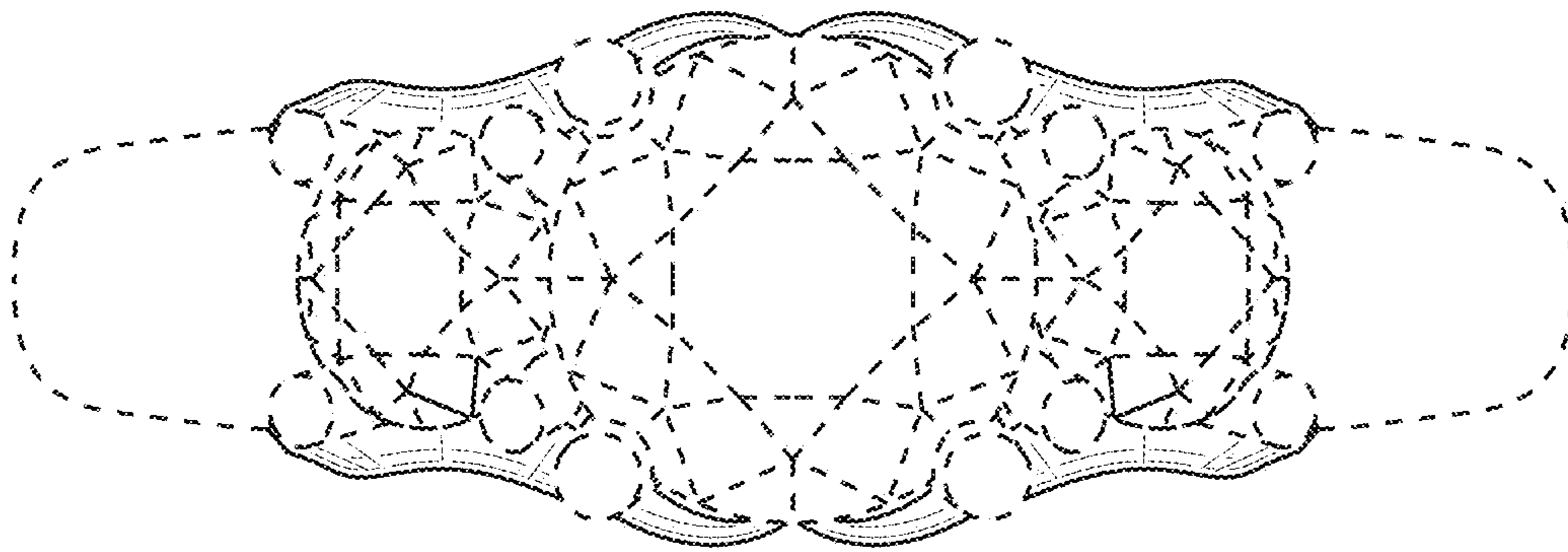


FIG. 5

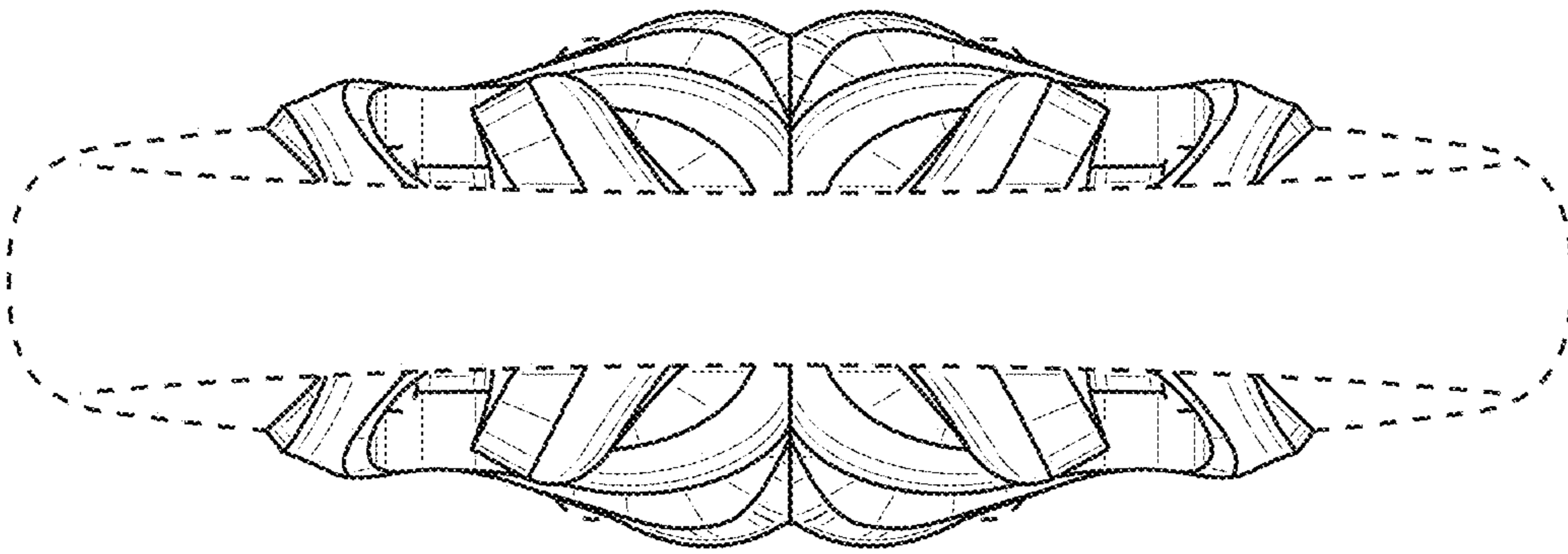


FIG. 6