



US00D872607S

(12) **United States Design Patent** (10) **Patent No.:** **US D872,607 S**
O’Connell (45) **Date of Patent:** **** Jan. 14, 2020**

(54) **ARTICLE OF JEWELRY**
(71) Applicant: **Charles & Colvard, Ltd.**, Morrisville, NC (US)
(72) Inventor: **Don O’Connell**, Cary, NC (US)
(73) Assignee: **Charles & Colvard, Ltd.**, Morrisville, NC (US)
(**) Term: **15 Years**
(21) Appl. No.: **29/655,856**
(22) Filed: **Jul. 9, 2018**

D245,590 S * 8/1977 Laidlaw D11/36
D445,058 S * 7/2001 Kaplan D11/91
D533,104 S * 12/2006 Ho D11/90
D546,235 S * 7/2007 Sabet D11/91
D547,688 S * 7/2007 Sabet D11/34
D560,136 S * 1/2008 Grassi Damiani D11/34
D580,294 S * 11/2008 Sabet D11/92
D633,409 S * 3/2011 Grosser-Samuels D11/34
D686,102 S * 7/2013 Shlakman D11/26
D726,068 S * 4/2015 Minister D11/36
D729,103 S * 5/2015 Kwon D11/7
D729,104 S * 5/2015 Kwon D11/7
D747,664 S * 1/2016 Yatsugi-Kang D11/34

(Continued)

Primary Examiner — L. Martinez
(74) *Attorney, Agent, or Firm* — Finnegan, Henderson, Farabow, Garrett & Dunner LLP

Related U.S. Application Data

(63) Continuation of application No. 29/649,881, filed on Jun. 1, 2018.
(51) **LOC (12) Cl.** **11-01**
(52) **U.S. Cl.**
USPC **D11/1; D11/34**
(58) **Field of Classification Search**
USPC D11/7, 16, 17, 26–29, 34, 35, 40–43, 63, D11/67, 79, 89–92, 1
CPC A44C 17/00; A44C 17/001; A44C 17/005; A44C 17/02; A44C 17/0208; A44C 17/0216; A44C 17/0233; A44C 17/0258; A44C 17/0266; A44C 17/0275; A44C 17/0283; A44C 17/0291; A44C 1/00; A44C 9/00; A44C 7/00; A44C 7/001; A44C 15/001; A44C 15/0035
See application file for complete search history.

(57) **CLAIM**

The ornamental design for an article of jewelry, as shown and described.

DESCRIPTION

FIG. 1 is a front, bottom perspective view of an article of jewelry, showing my new design in a first configuration of use;
FIG. 2 is a front, bottom perspective view of the article of jewelry, shown in a second configuration of use;
FIG. 3 is a front elevation view of the article of jewelry of FIG. 1, the rear elevation view being identical thereto;
FIG. 4 is a left side view thereof; wherein the right side view being identical thereto;
FIG. 5 is a top plan view thereof;
FIG. 6 is a bottom plan view thereof; and,
FIG. 7 is a bottom plan view of the article of jewelry of FIG. 2.

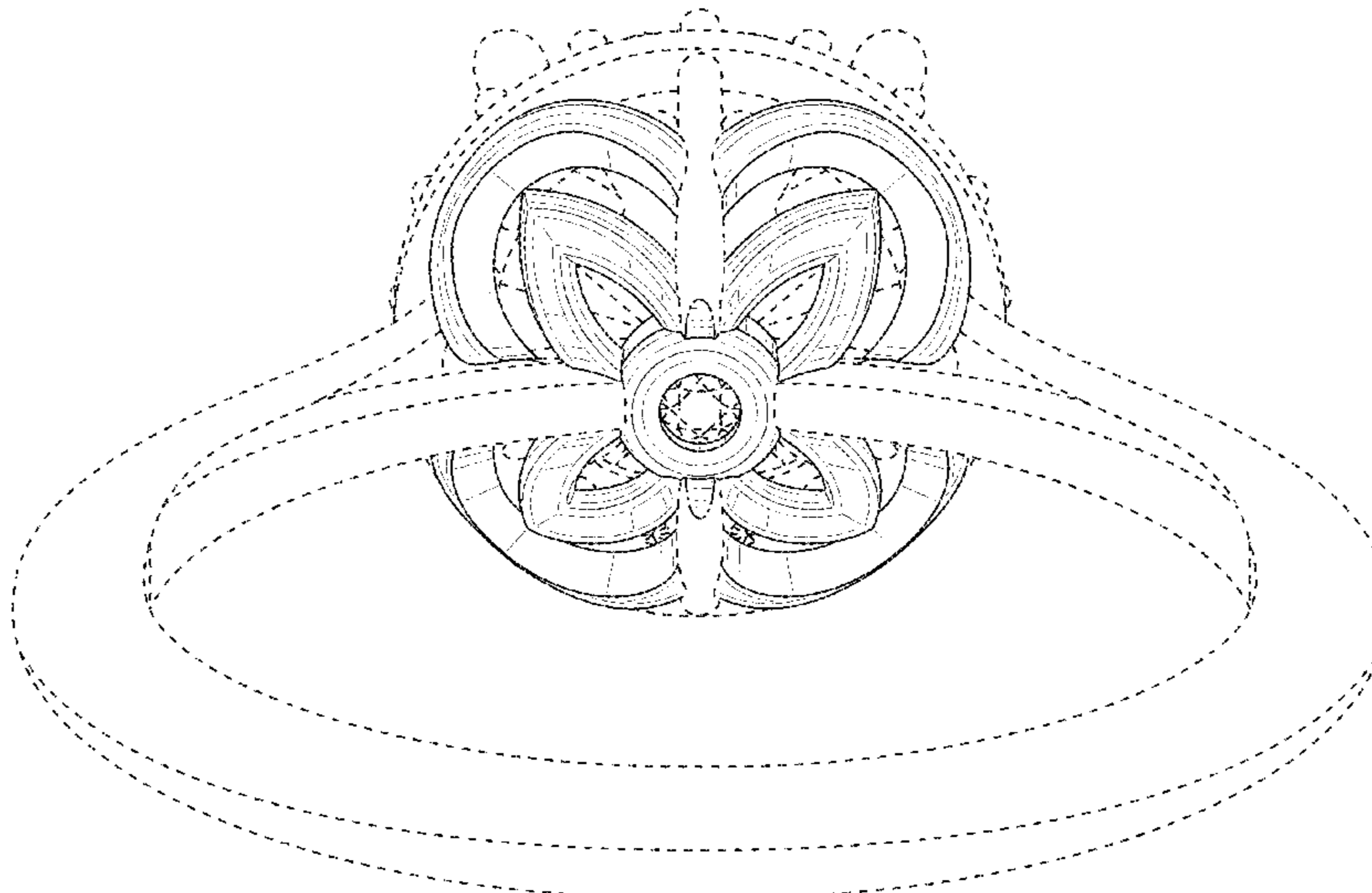
The dash-dot lines in the drawings illustrate a boundary of the claim and form no part of the claimed design. The dash-dash lines in the drawings illustrate portions of the article of jewelry that form no part of the claimed design.

1 Claim, 7 Drawing Sheets

(56) **References Cited**

U.S. PATENT DOCUMENTS

D37,576 S * 10/1905 Wodiska D11/92
D50,762 S * 5/1917 Sheff D11/36
D63,548 S * 12/1923 Anshen D11/92
D107,313 S * 12/1937 Fischer D11/92



(56)

References Cited

U.S. PATENT DOCUMENTS

D753,530 S * 4/2016 Riviere D11/34
D760,617 S * 7/2016 Kwon D11/34
D763,115 S * 8/2016 Nisguretsky D11/34
D763,720 S * 8/2016 Yatsugi-Kang D11/40
D779,361 S * 2/2017 Yatsugi-Kang D11/7
D780,022 S * 2/2017 Yatsugi-Kang D11/34
D828,211 S * 9/2018 Galli D11/34
D847,690 S * 5/2019 Ho D11/92
D847,691 S * 5/2019 Ho D11/92
2003/0221453 A1 * 12/2003 Turpanjian A44C 17/02
63/27
2013/0327089 A1 * 12/2013 Bernon A44C 17/02
63/27
2018/0008020 A1 * 1/2018 Dholakiya A44C 9/00

* cited by examiner

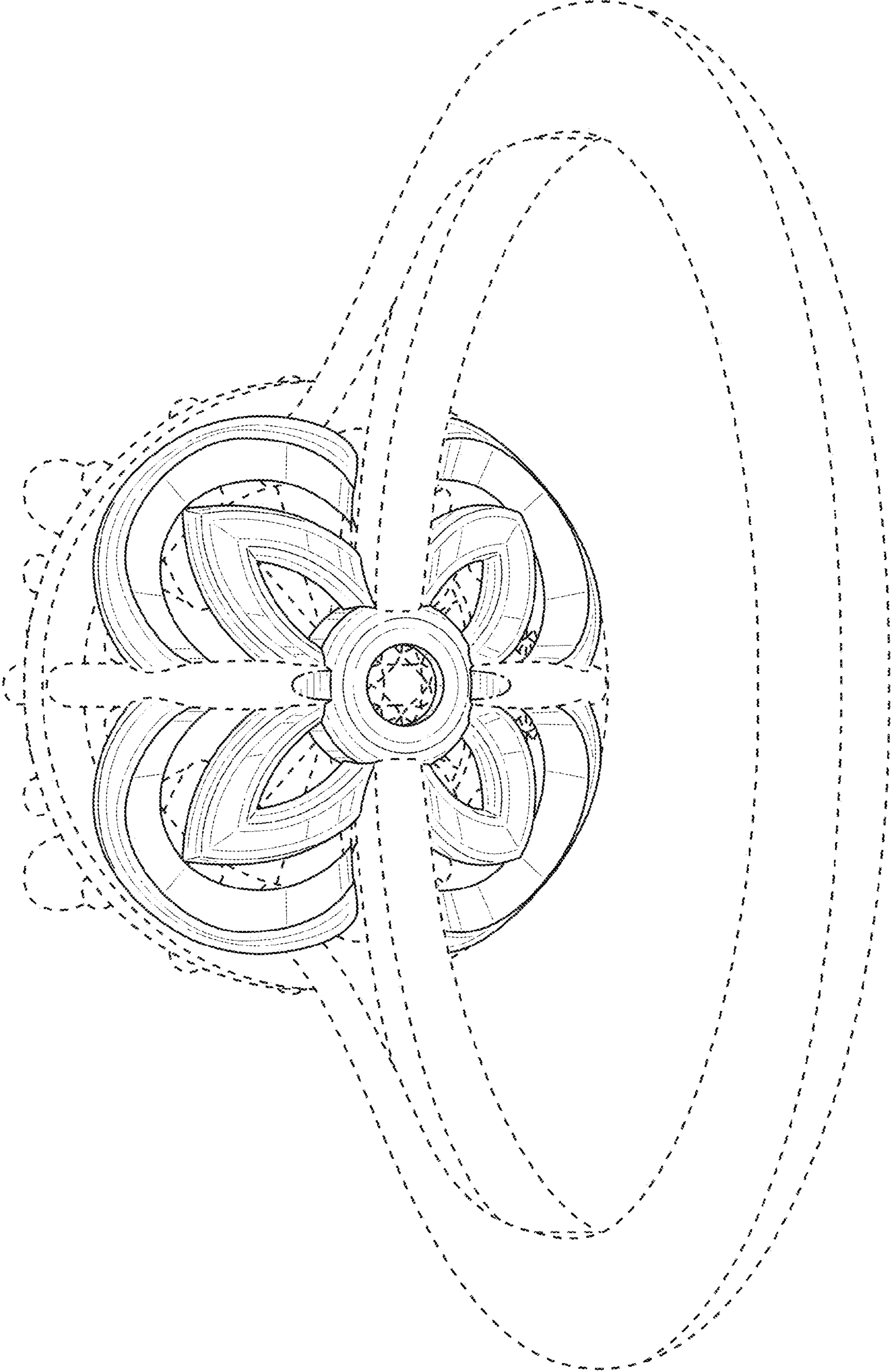


FIG. 1

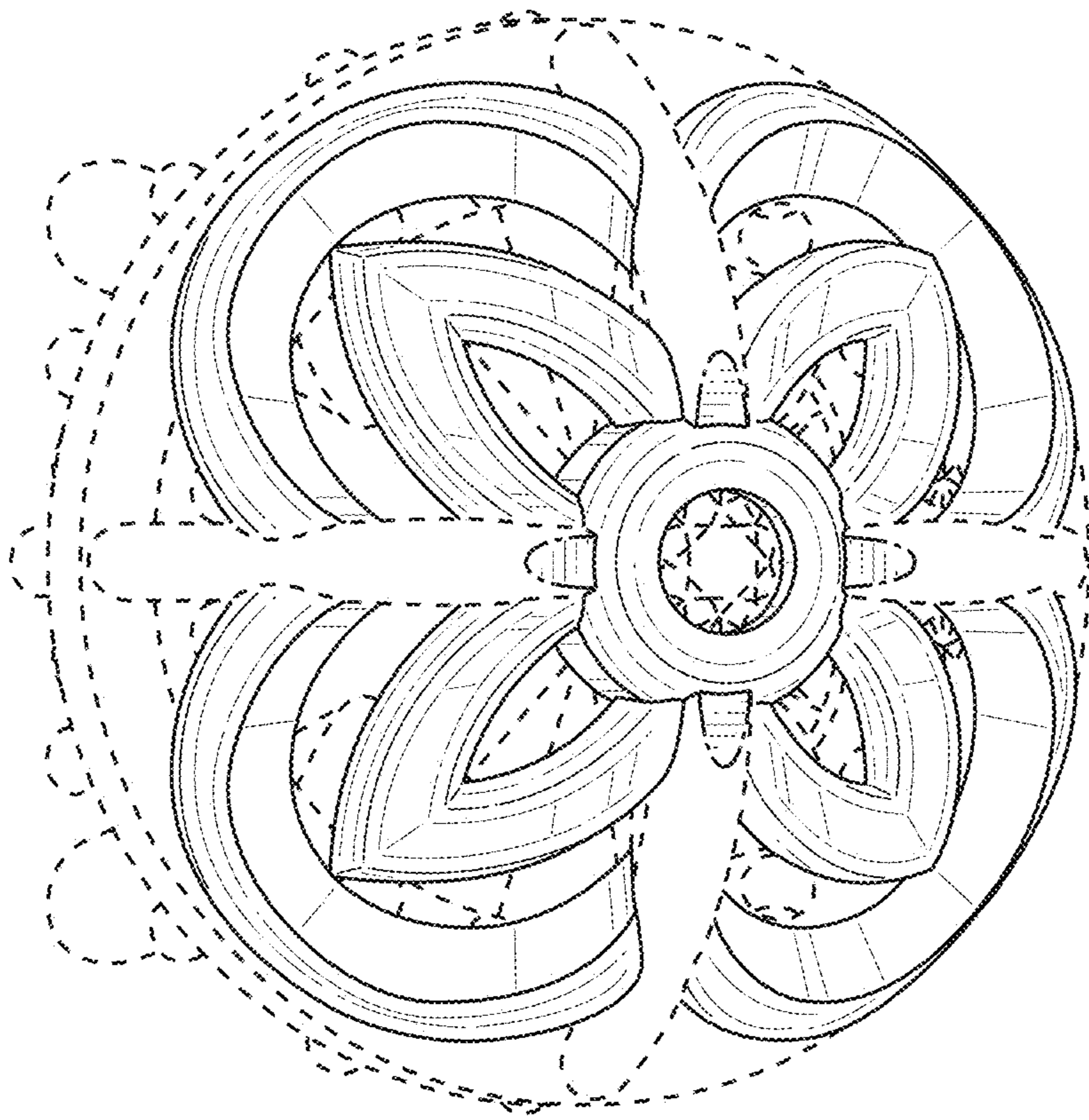


FIG. 2




FIG. 3




FIG. 4

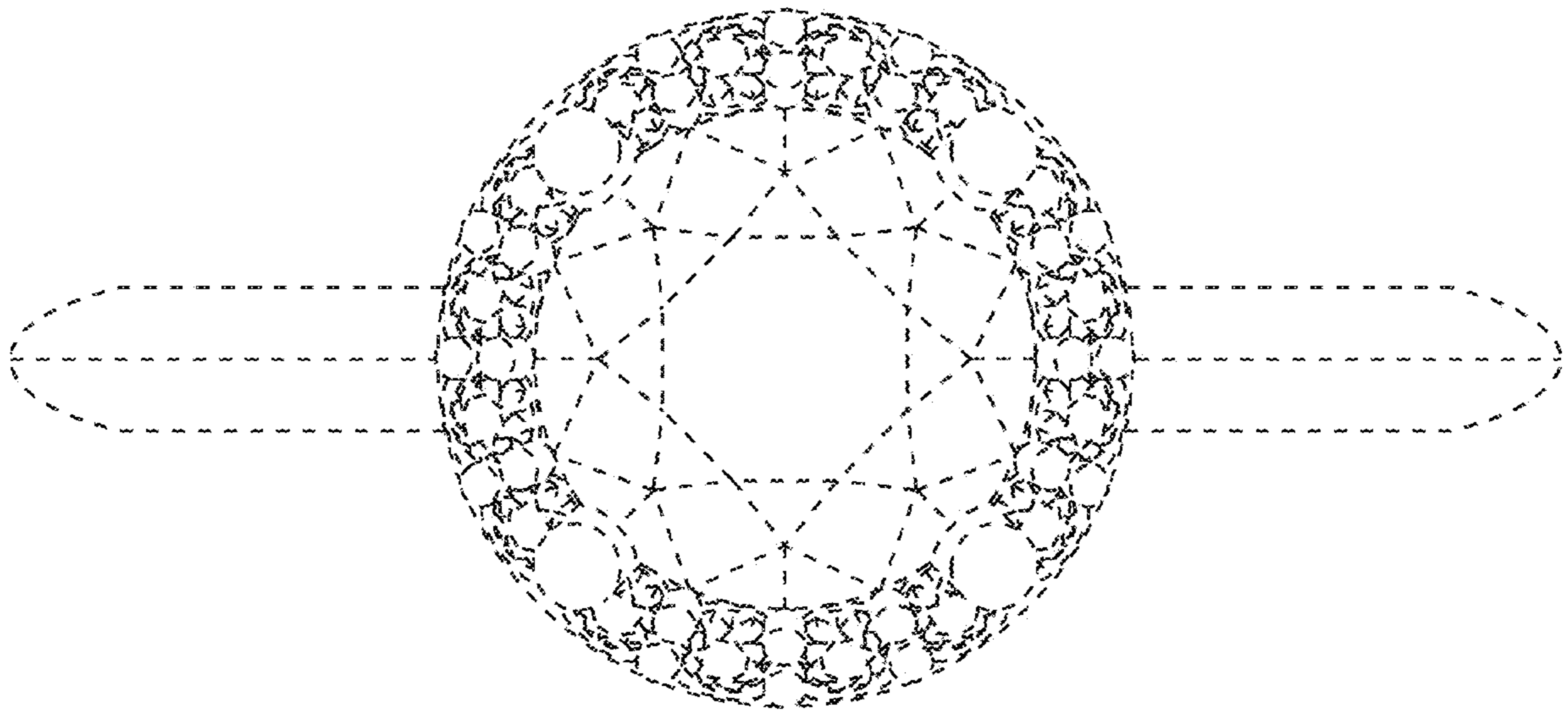


FIG. 5

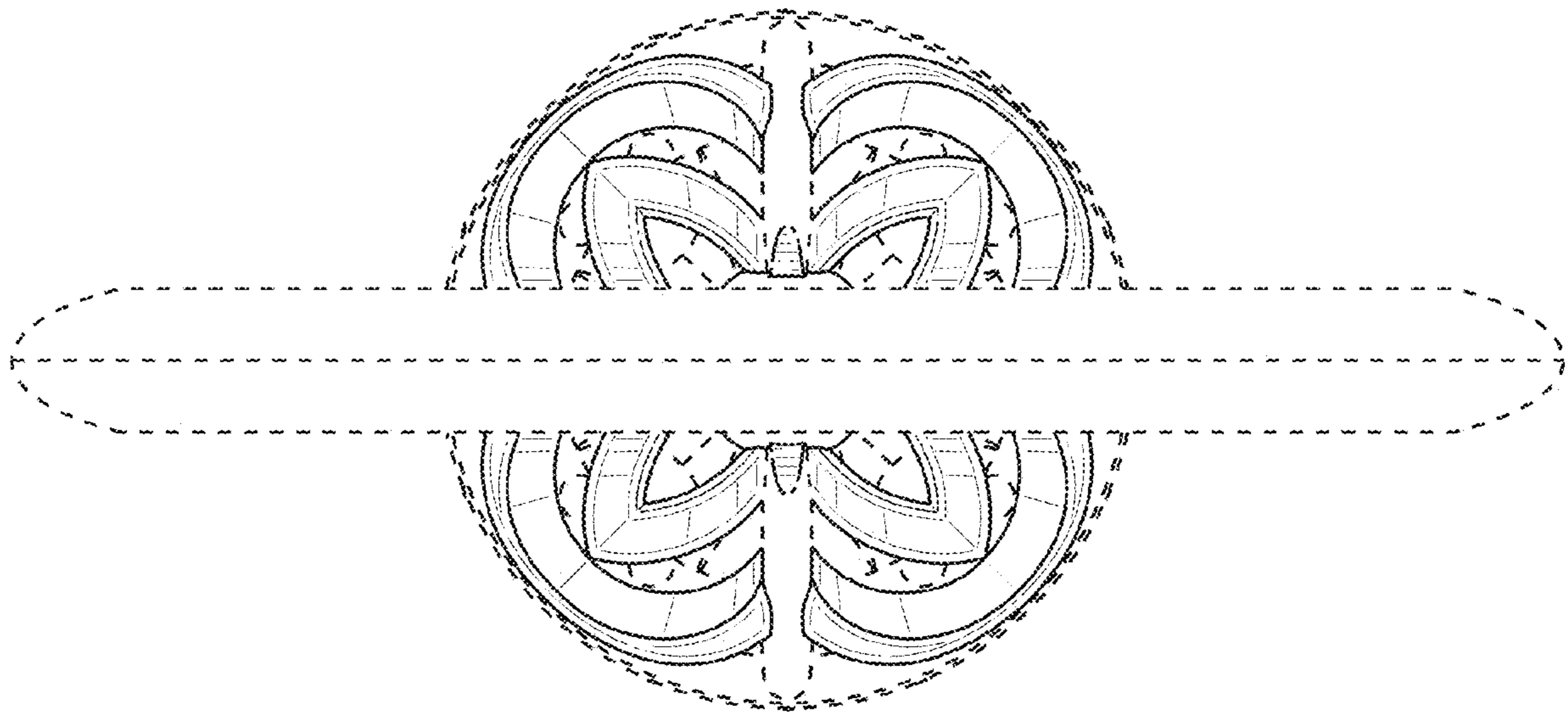


FIG. 6




FIG. 7