



US00D872592S

(12) **United States Design Patent** (10) **Patent No.:** **US D872,592 S**
Vaccarella et al. (45) **Date of Patent:** **** Jan. 14, 2020**

(54) **NOVELTY CONTAINER**

(56) **References Cited**

(71) Applicant: **MAGIC PRODUCTION GROUP (M.P.G.) S.A.**, Findel (LU)

U.S. PATENT DOCUMENTS

(72) Inventors: **Paolo Vaccarella**, Baldissero Torinese (IT); **Sergio Maiandi**, Turin (IT)

D22,157 S	1/1893	Wahlers	
D53,624 S	7/1919	Woodward	
D286,017 S	10/1986	Ariotti	
5,209,345 A *	5/1993	Haugabook	B65D 55/00 206/579
D372,169 S	7/1996	Newman	
D378,474 S	3/1997	Herzog	
D422,847 S	4/2000	Hansen	
D534,423 S	1/2007	Tanner	
D550,077 S	9/2007	Lagreca et al.	
D654,788 S	2/2012	Bougoulas et al.	
D656,366 S	3/2012	Abrams	
D701,773 S *	4/2014	Caporin	D9/652
D766,732 S *	9/2016	Sommer	D9/652
D777,039 S	1/2017	Sahatjian	
D784,155 S *	4/2017	De Baschmakoff ...	B65D 55/00 D9/652
D799,333 S	10/2017	Sahatjian	

(73) Assignee: **MAGIC PRODUCTION GROUP (M.P.G.) S.A.**, Findel (LU)

(**) Term: **15 Years**

(21) Appl. No.: **29/679,362**

(22) Filed: **Feb. 5, 2019**

Related U.S. Application Data

(62) Division of application No. 29/619,783, filed on Oct. 2, 2017, now Pat. No. Des. 844,446.

* cited by examiner

Primary Examiner — Sandra L Morris

(74) *Attorney, Agent, or Firm* — Rothwell, Figg, Ernst & Manbeck, P.C.

(30) **Foreign Application Priority Data**

Apr. 4, 2017 (EM) 003840644

(51) **LOC (12) Cl.** **09-01**

(52) **U.S. Cl.**
USPC **D9/643; D9/652**

(58) **Field of Classification Search**
USPC D3/270, 271.1-271.4; D7/509-511, D7/514-521, 529, 594, 599, 604, 613, D7/619.2, 623, 628; D9/600, 643-647, D9/652, 414, 424-429, 434; 206/457, 206/459.5, 527; 215/381-384, 400
CPC B65D 5/4258; B65D 81/60; B65D 81/365; B65D 81/366; B65D 81/368; B65D 2203/00; B65D 2203/02; B65D 5/42; B65D 77/00; A63H 33/16

See application file for complete search history.

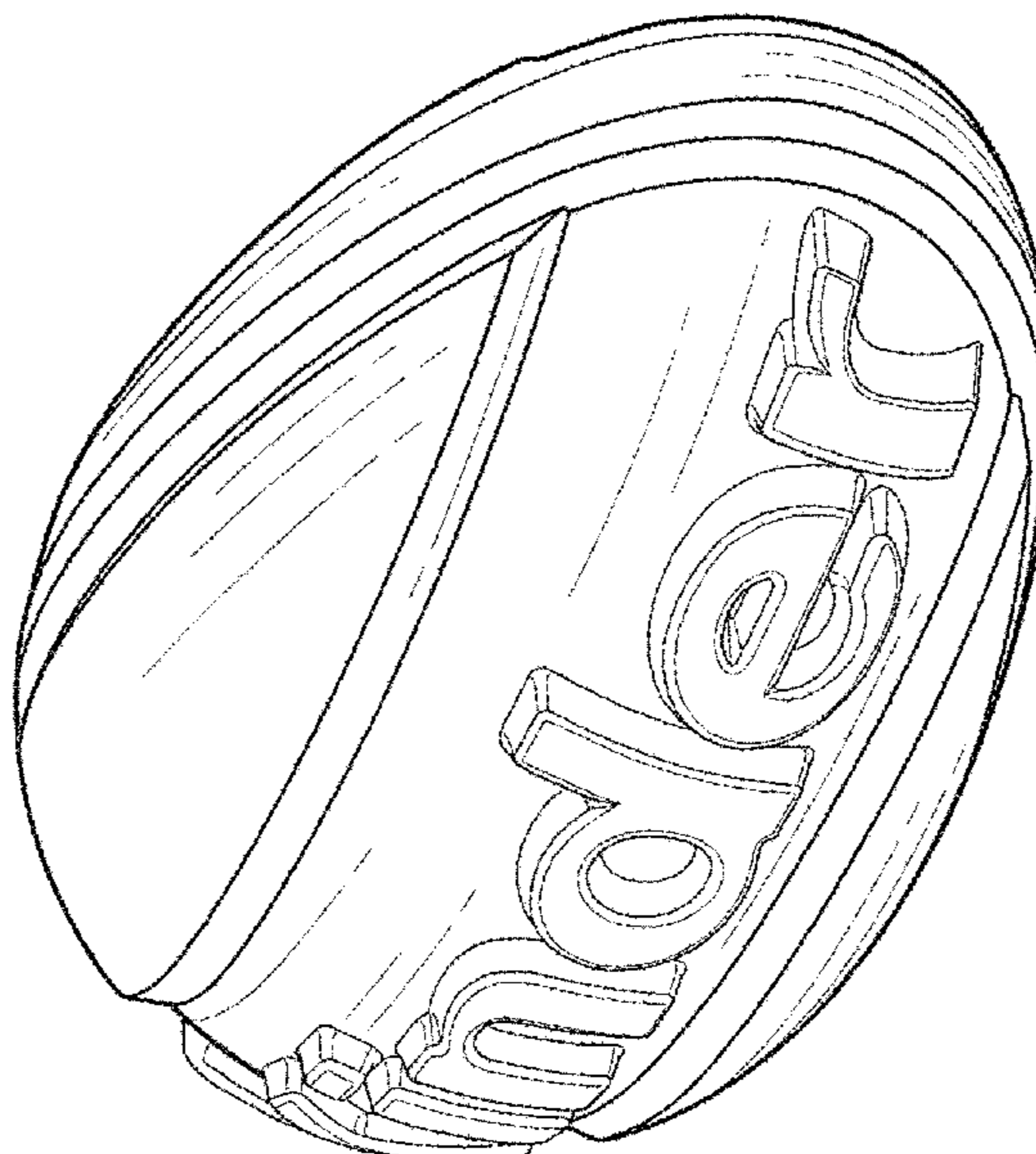
(57) **CLAIM**

The ornamental design for a container, as shown and described.

DESCRIPTION

FIG. 1 is a perspective view of a container showing the new design;
FIG. 2 is a front view thereof;
FIG. 3 is a rear view thereof;
FIG. 4 is a left view thereof;
FIG. 5 is a right view thereof;
FIG. 6 is a top view thereof; and,
FIG. 7 is a bottom view thereof.

1 Claim, 7 Drawing Sheets






Fig. 1




Fig. 2




Fig. 3

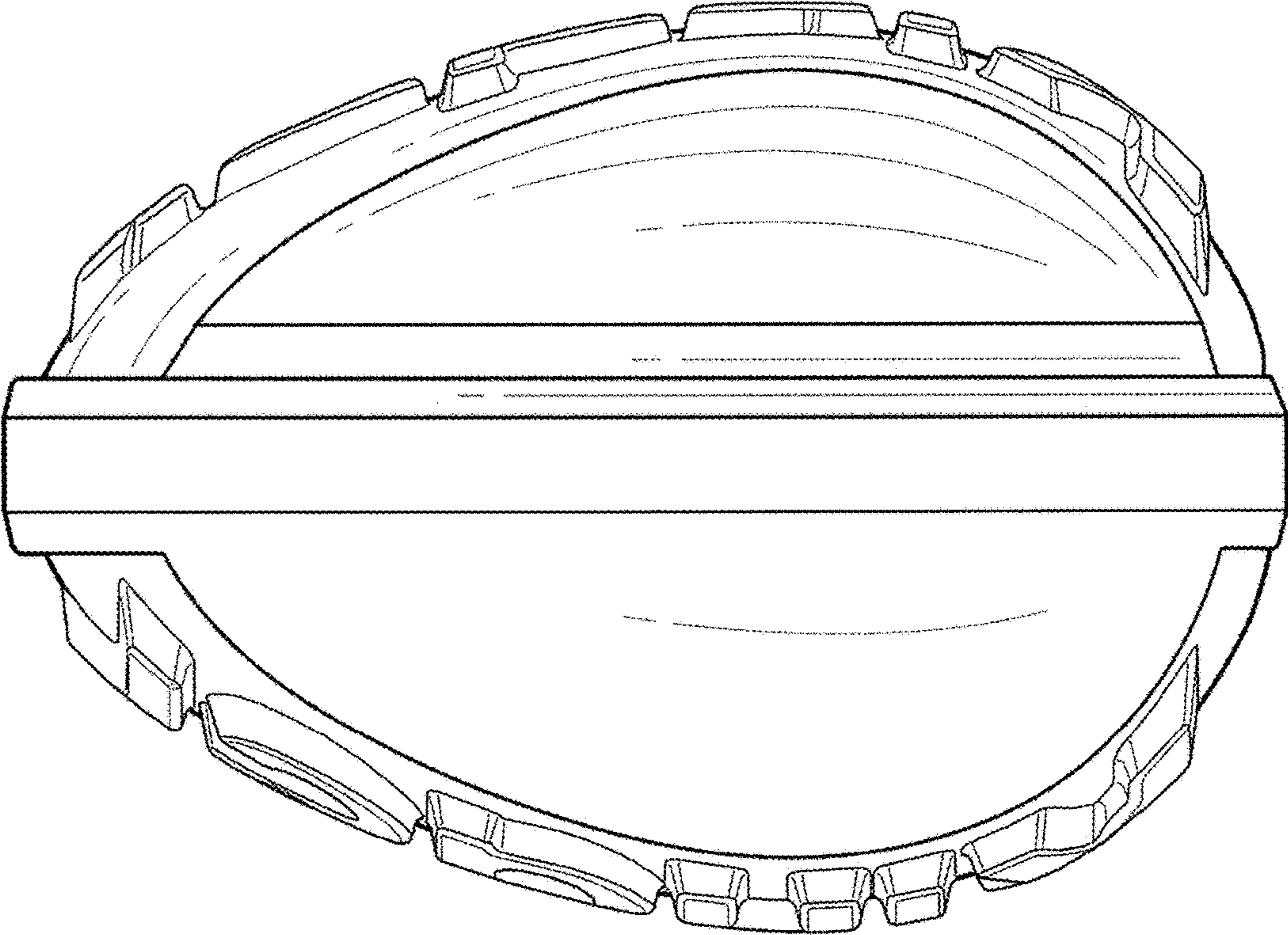


Fig. 4

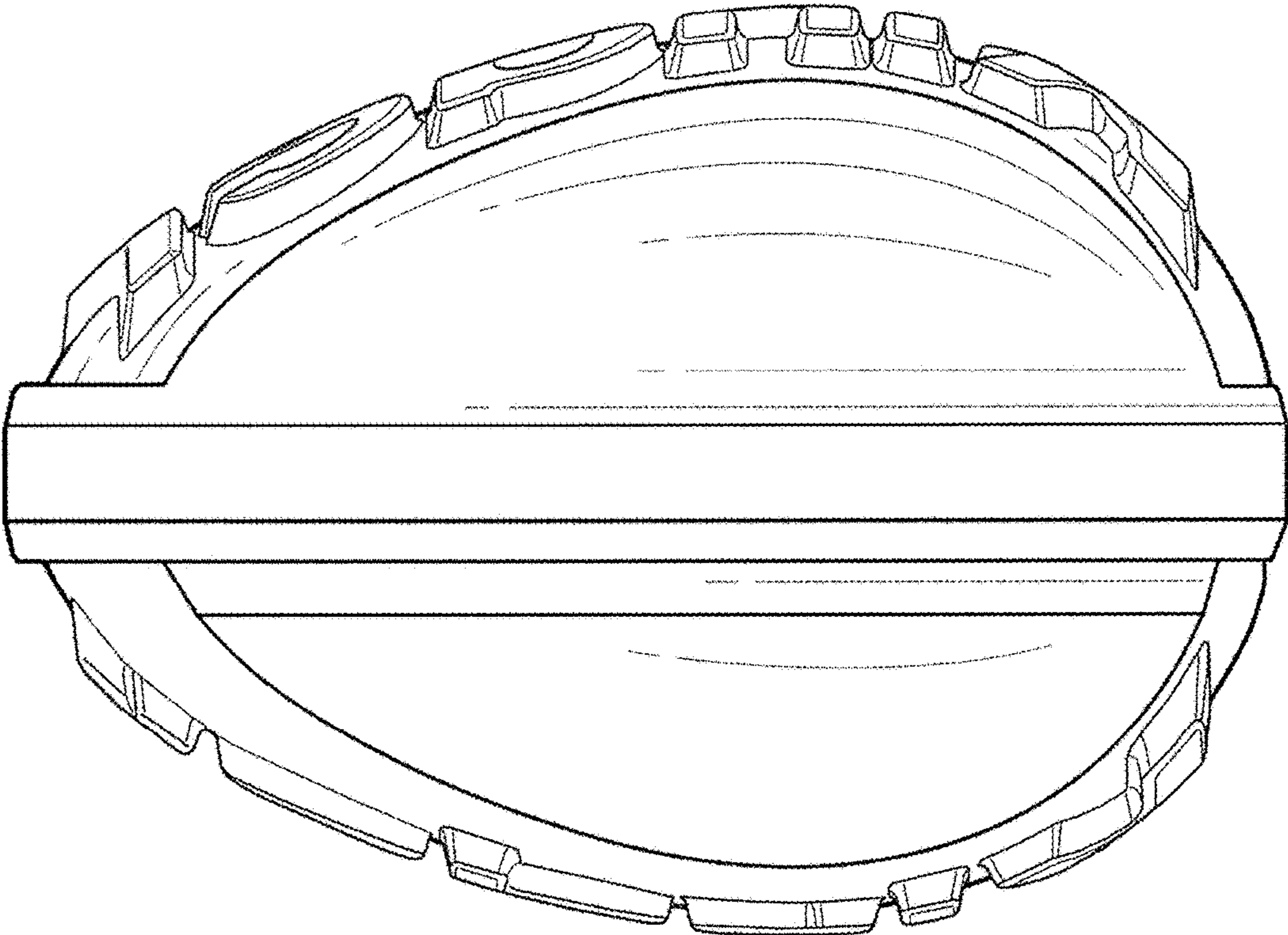


Fig. 5




Fig. 6

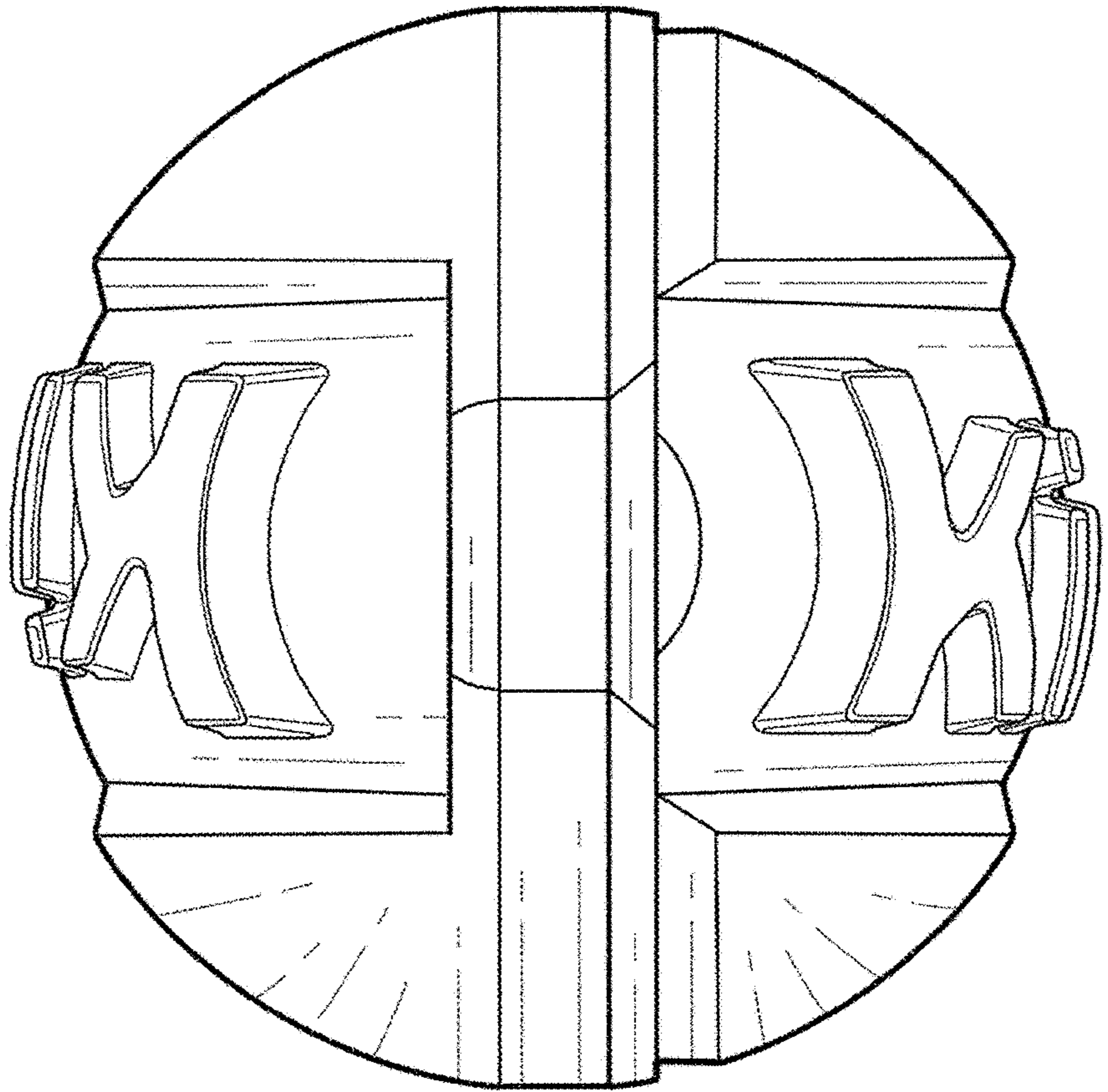


Fig. 7