



US00D872591S

(12) **United States Design Patent** (10) **Patent No.:** **US D872,591 S**  
**Lowery et al.** (45) **Date of Patent:** **\*\* Jan. 14, 2020**

(54) **PACKAGING**

- (71) Applicant: **The Procter & Gamble Company**, Cincinnati, OH (US)
- (72) Inventors: **Jennifer Lowery**, Cincinnati, OH (US); **Rob Alexander**, San Francisco, CA (US); **Heather Beck**, San Francisco, CA (US); **Dominique Mao**, San Francisco, CA (US)
- (73) Assignee: **The Procter & Gamble Company**, Cincinnati, OH (US)
- (\*\*) Term: **15 Years**
- (21) Appl. No.: **29/697,451**
- (22) Filed: **Jul. 9, 2019**

**Related U.S. Application Data**

- (62) Division of application No. 29/634,537, filed on Jan. 23, 2018, now Pat. No. Des. 858,301.

**Foreign Application Priority Data**

- Jul. 28, 2017 (EM) ..... 4230501
- (51) **LOC (12) Cl.** ..... **09-01**
- (52) **U.S. Cl.**  
USPC ..... **D9/629; D9/434**
- (58) **Field of Classification Search**  
USPC ..... D3/270, 271.1-271.4; D7/510, 514-520, D7/599, 604, 613, 619.2, 623, 628;  
(Continued)

**References Cited**

- (56) **U.S. PATENT DOCUMENTS**
- 3,098,600 A 7/1963 Hagan et al.
- D382,476 S 8/1997 Bell
- (Continued)

*Primary Examiner* — Sandra L Morris  
(74) *Attorney, Agent, or Firm* — Wednesday G. Shipp

(57) **CLAIM**

The ornamental design for packaging, as shown and described above.

**DESCRIPTION**

The file of this patent contains at least one drawing/photograph executed in color. Copies of this patent with color drawing(s)/photograph(s) will be provided by the Office upon request and payment of the necessary fee.,

FIG. 1 is a perspective view of a first embodiment of the packaging;

FIG. 2 is a front view of the embodiment of the packaging shown in FIG. 1;

FIG. 3 is a back view of the embodiment of the packaging shown in FIG. 1;

FIG. 4 is a left side view of the embodiment of the packaging shown in FIG. 1;

FIG. 5 is a right side view of the embodiment of the packaging shown in FIG. 1;

FIG. 6 is a bottom view of the embodiment of the packaging shown in FIG. 1; and

FIG. 7 is a top view of the embodiment of the packaging shown in FIG. 1.

FIG. 8 is a perspective view of a second embodiment of the packaging;

FIG. 9 is a front view of the embodiment of the packaging shown in FIG. 8;

FIG. 10 is a back view of the embodiment of the packaging shown in FIG. 8;

FIG. 11 is a left side view of the embodiment of the packaging shown in FIG. 8;

FIG. 12 is a right side view of the embodiment of the packaging shown in FIG. 8;

FIG. 13 is a bottom view of the embodiment of the packaging shown in FIG. 8; and

FIG. 14 is a top view of the embodiment of the packaging shown in FIG. 8.

FIG. 15 is a perspective view of a third embodiment of the packaging;

(Continued)

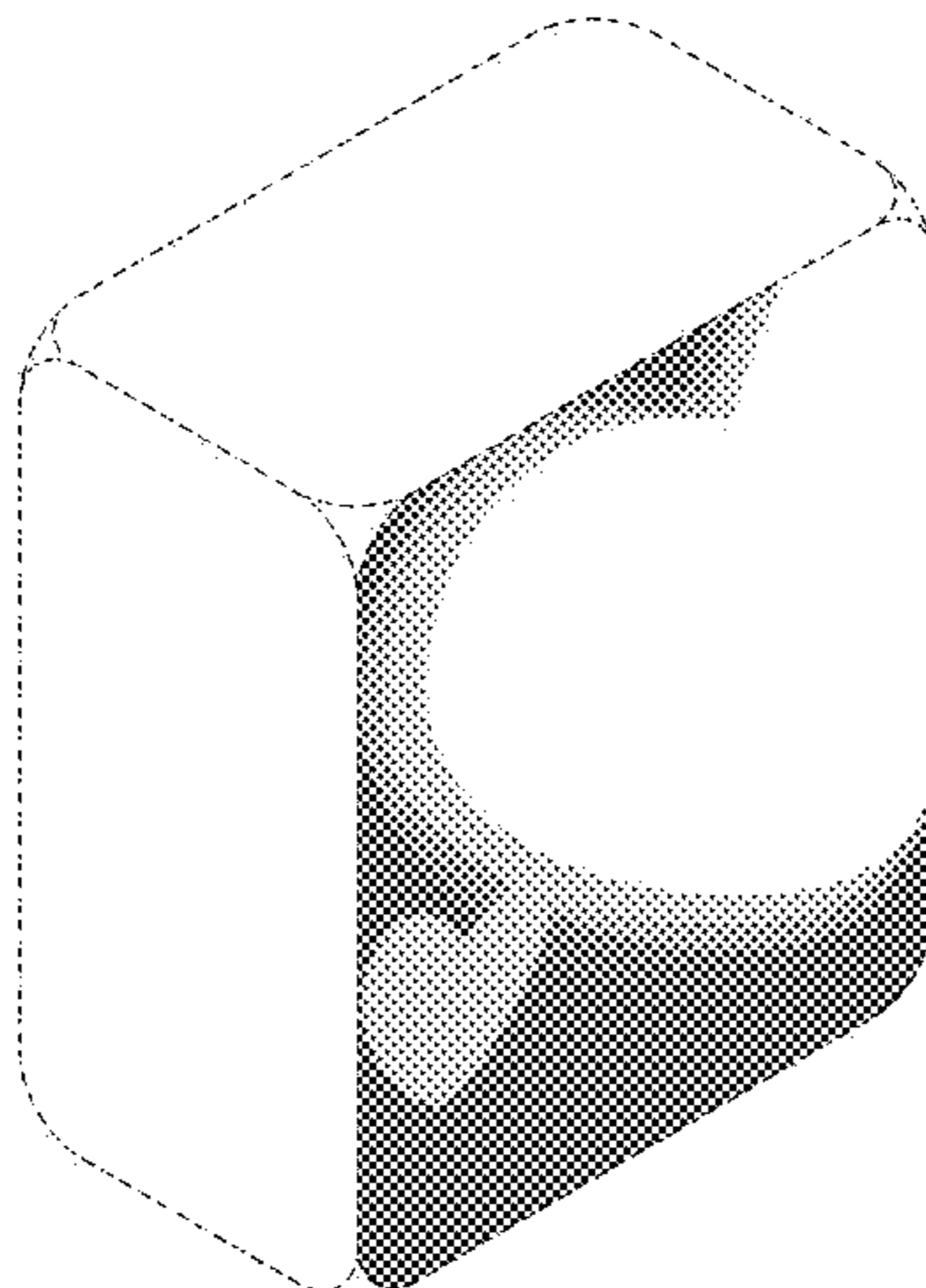


FIG. 16 is a front view of the embodiment of the packaging shown in FIG. 15;  
 FIG. 17 is a back view of the embodiment of the packaging shown in FIG. 15;  
 FIG. 18 is a left side view of the embodiment of the packaging shown in FIG. 5;  
 FIG. 19 is a right side view of the embodiment of the packaging shown in FIG. 15;  
 FIG. 20 is a bottom view of the embodiment of the packaging shown in FIG. 15; and  
 FIG. 21 is a top view of the embodiment of the packaging shown in FIG. 15.  
 FIG. 22 is a perspective view of a fourth embodiment of the packaging;  
 FIG. 23 is a front view of the embodiment of the packaging shown in FIG. 22;  
 FIG. 24 is a back view of the embodiment of the packaging shown in FIG. 22;  
 FIG. 25 is a left side view of the embodiment of the packaging shown in FIG. 22;  
 FIG. 26 is a right side view of the embodiment of the packaging shown in FIG. 22;  
 FIG. 27 is a bottom view of the embodiment of the packaging shown in FIG. 22; and  
 FIG. 28 is a top view of the embodiment of the packaging shown in FIG. 22.  
 FIG. 29 is a perspective view of a fifth embodiment of the packaging;  
 FIG. 30 is a front view of the embodiment of the packaging shown in FIG. 29;  
 FIG. 31 is a back view of the embodiment of the packaging shown in FIG. 29;  
 FIG. 32 is a left side view of the embodiment of the packaging shown in FIG. 29;

FIG. 33 is a right side view of the embodiment of the packaging shown in FIG. 29;  
 FIG. 34 is a bottom view of the embodiment of the packaging shown in FIG. 29; and,  
 FIG. 35 is a top view of the embodiment of the packaging shown in FIG. 29.  
 Broken lines are included for the purpose of illustrating environment and form no part of the claimed design.

**1 Claim, 35 Drawing Sheets  
 (8 of 35 Drawing Sheet(s) Filed in Color)**

(58) **Field of Classification Search**

USPC ..... D9/600, 629, 655–664, 667, 500–516,  
 D9/414–418, 430–434; 206/457, 459.5,  
 206/527; 215/381–384, 400  
 CPC ..... B65D 5/42; B65D 5/4258; B65D 81/60;  
 B65D 81/365; B65D 81/366; B65D  
 81/368; B65D 2203/00; B65D 2203/02;  
 B65D 37/00; B65D 77/00; B65D 97/00;  
 A63H 33/16

See application file for complete search history.

(56) **References Cited**

U.S. PATENT DOCUMENTS

|            |         |               |
|------------|---------|---------------|
| D725,479 S | 3/2015  | Ajichi et al. |
| D729,069 S | 5/2015  | Ajichi et al. |
| D730,741 S | 6/2015  | Reinmuth      |
| D751,917 S | 3/2016  | Reinmuth      |
| D772,072 S | 11/2016 | Klopp et al.  |
| D801,799 S | 11/2017 | Boston et al. |

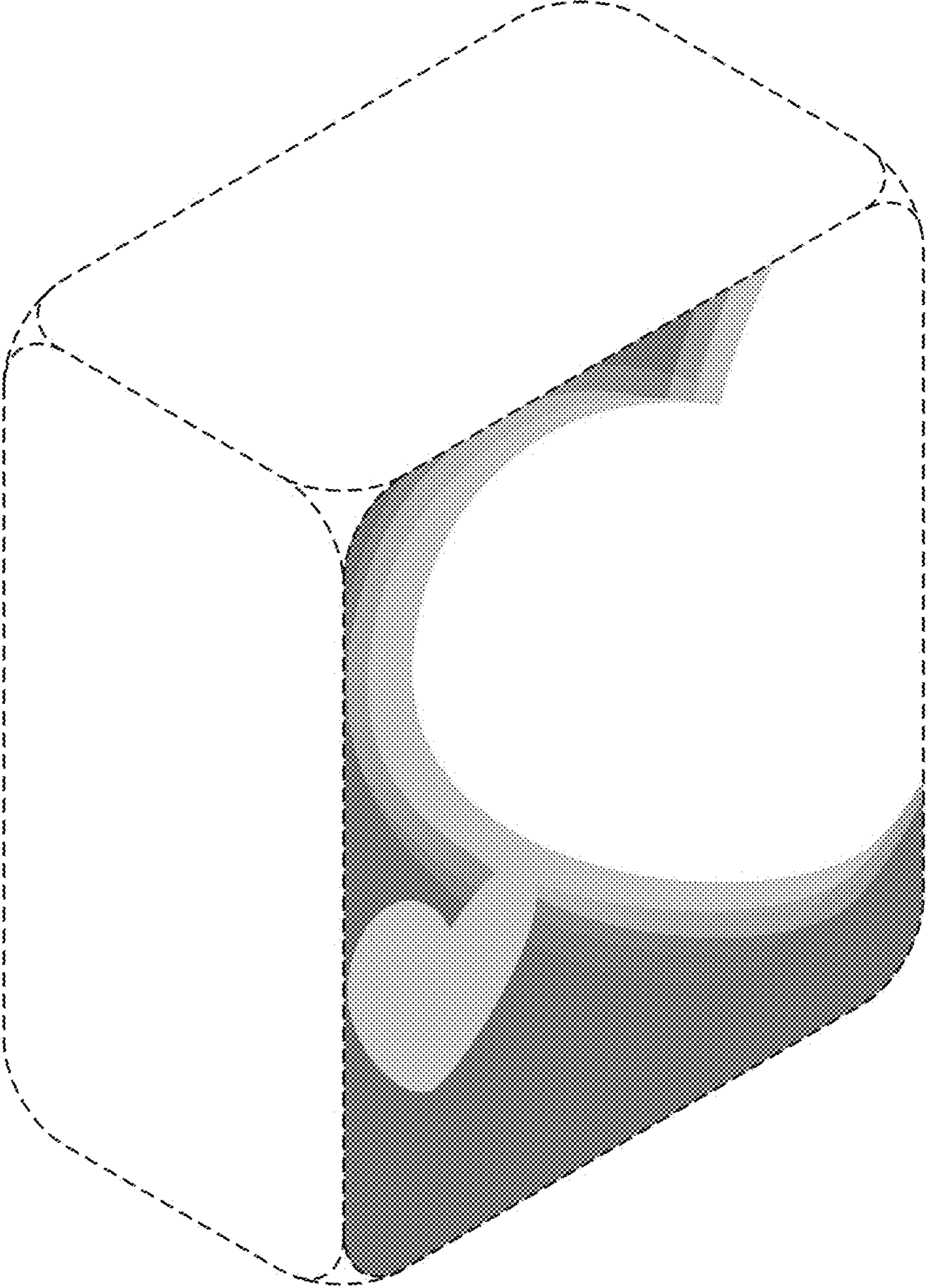


FIG. 1




FIG. 2




FIG. 3




FIG. 4




FIG. 5



FIG. 6





FIG. 7

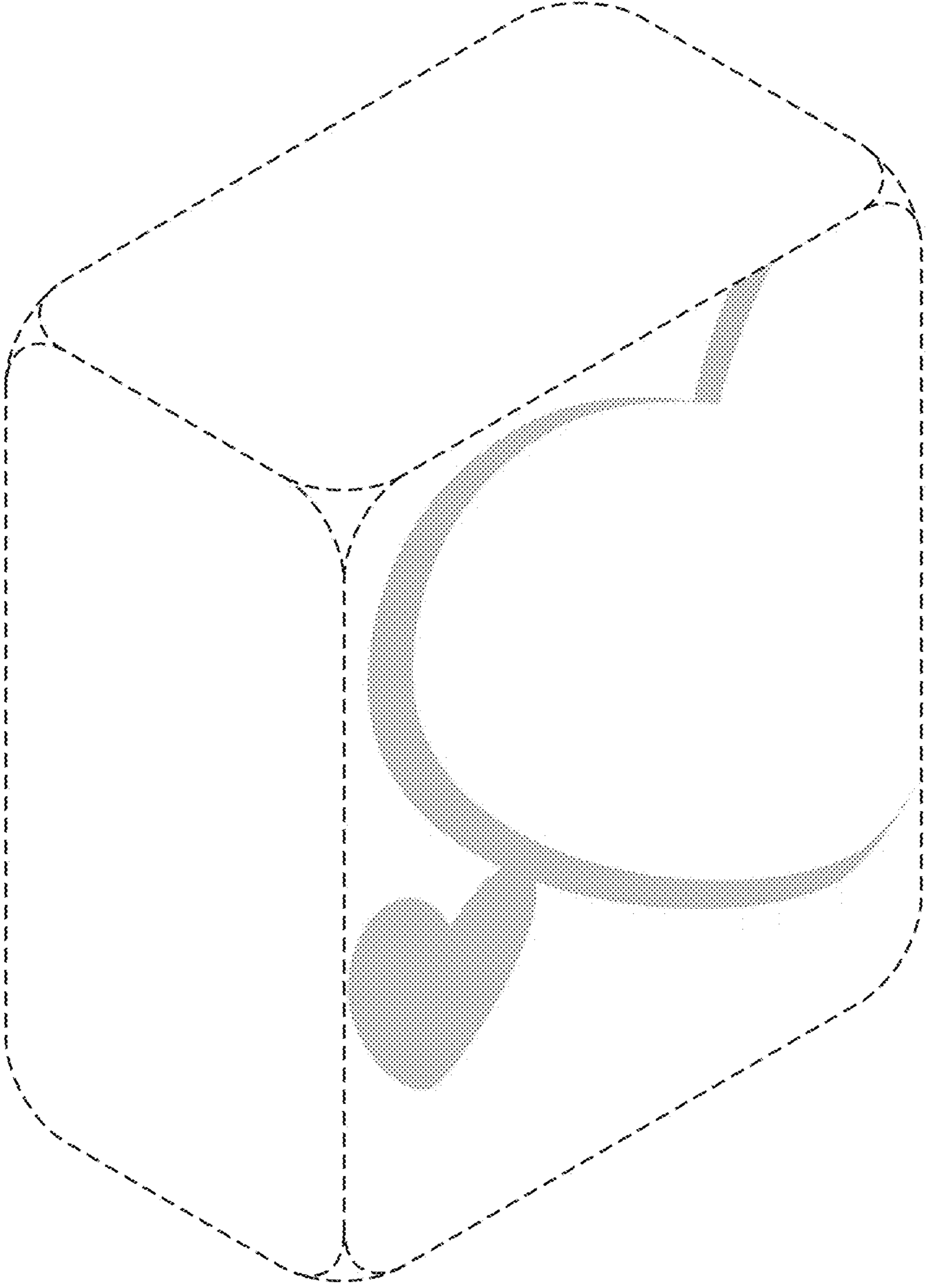


FIG. 8




FIG. 9




FIG. 10




FIG. 11




FIG. 12



FIG. 13



FIG. 14



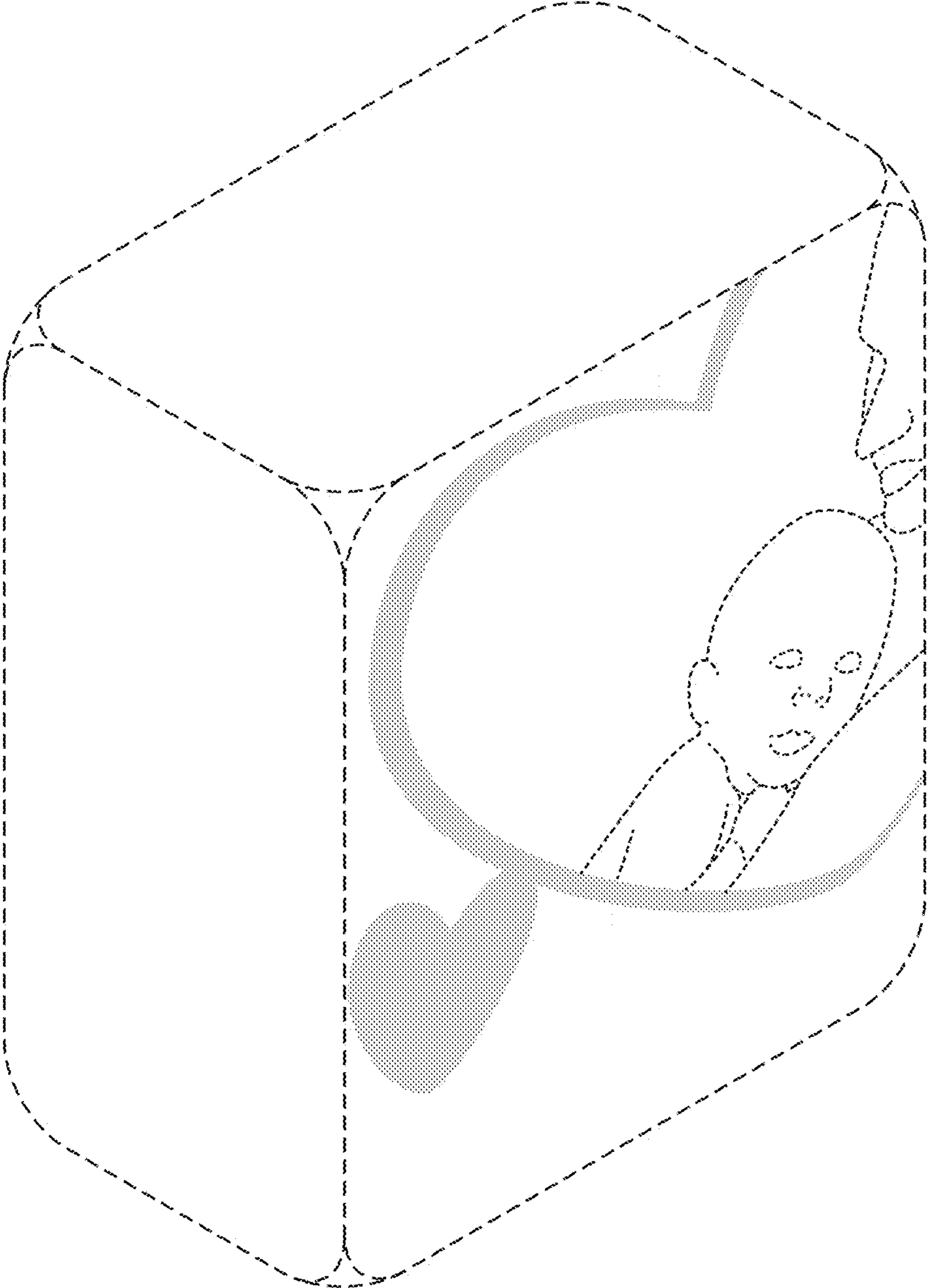


FIG. 15




FIG. 16




FIG. 17




FIG. 18




FIG. 19



FIG. 20



FIG. 21

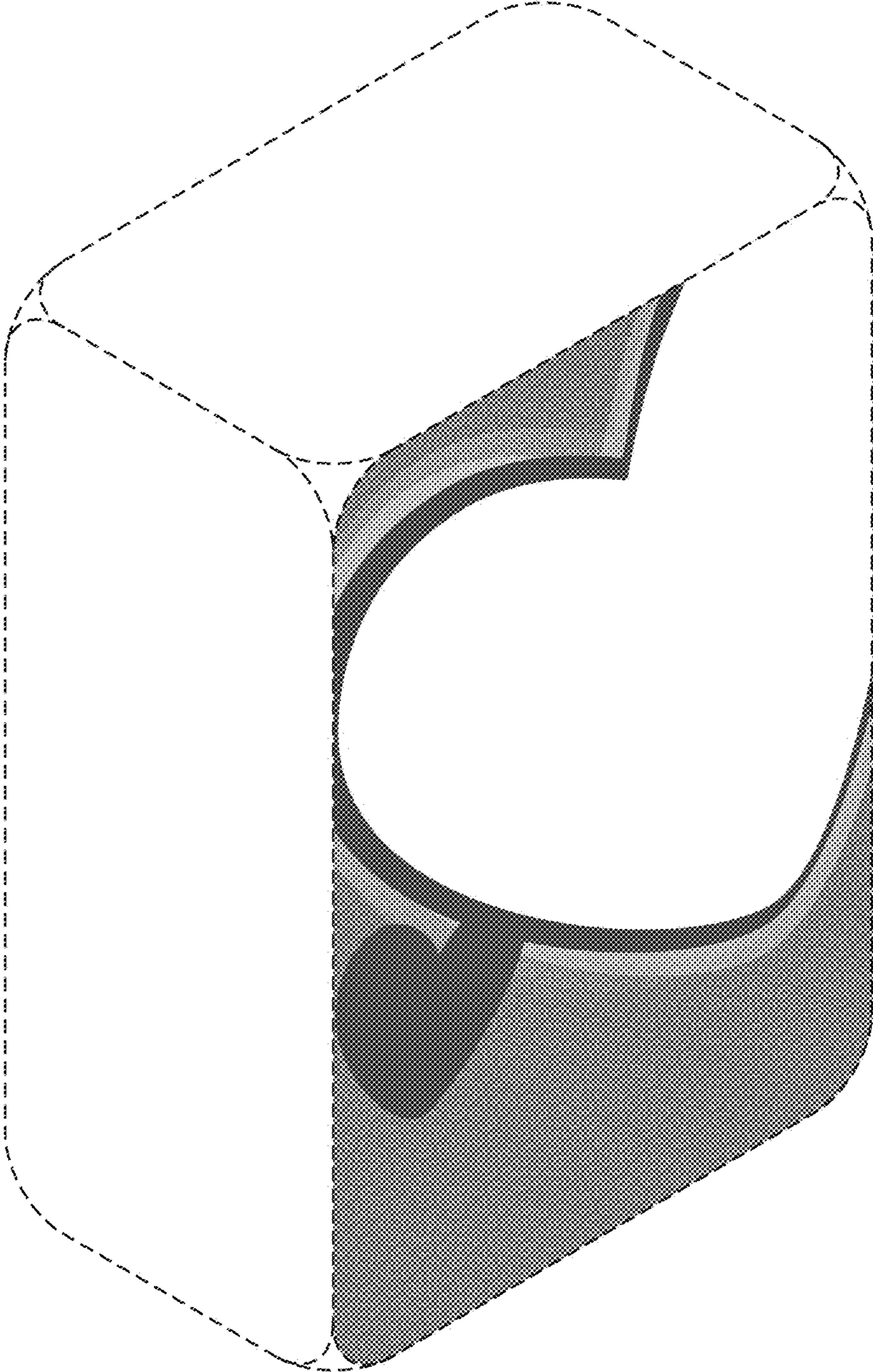


FIG. 22






FIG. 23




FIG. 24




FIG. 25




FIG. 26



FIG. 27



FIG. 28

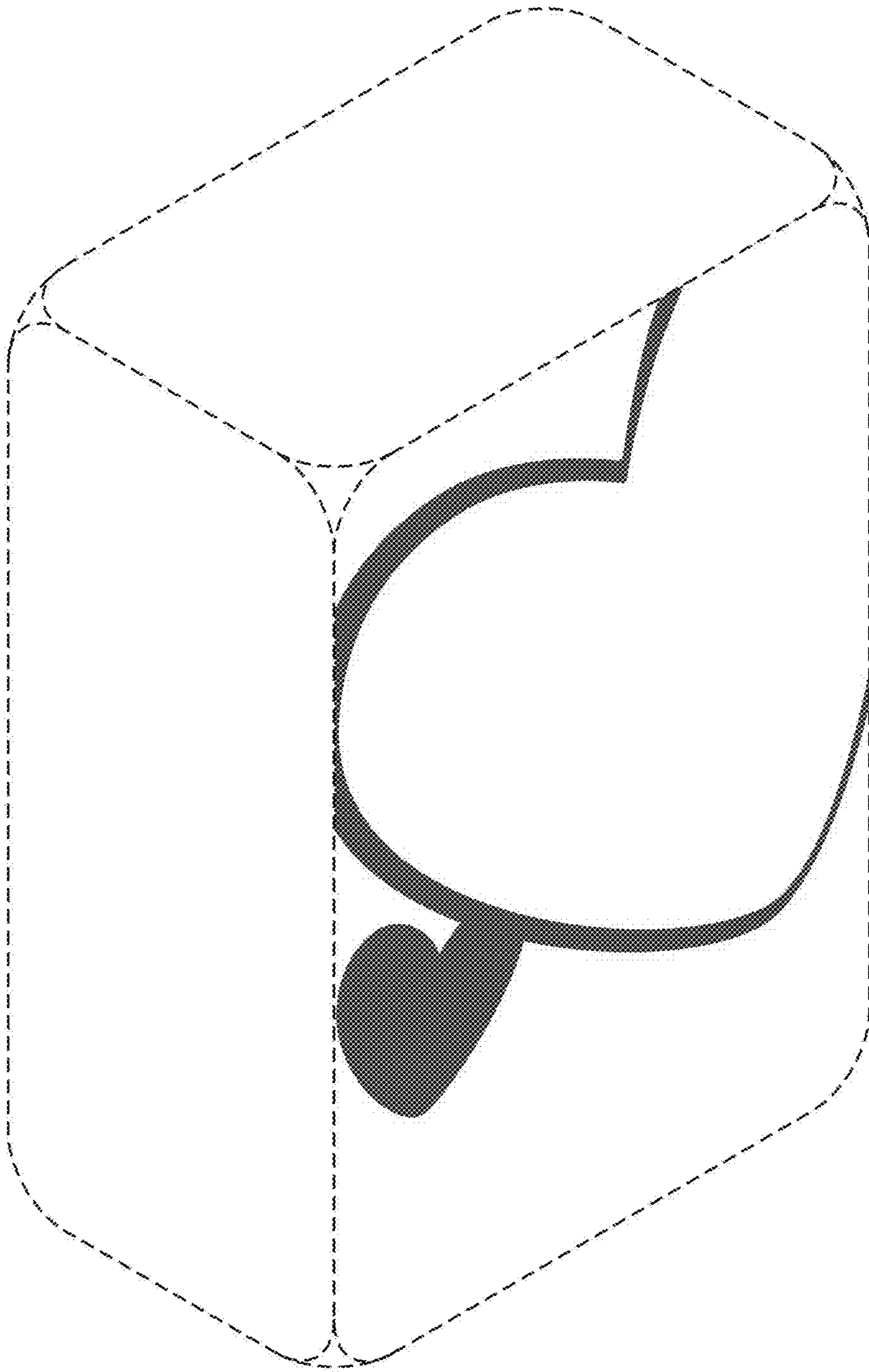


FIG. 29




FIG. 30






FIG. 31




FIG. 32




FIG. 33



FIG. 34



FIG. 35