



US00D872580S

(12) **United States Design Patent**
Baranes

(10) **Patent No.:** **US D872,580 S**
(45) **Date of Patent:** **** Jan. 14, 2020**

(54) **BOTTLE**

(71) Applicant: **BARALAN INTERNATIONAL S.p.A.**, Trezzano Sul Naviglio (Milan) (IT)

(72) Inventor: **Roland Baranes**, Trezzano Sul Naviglio (IT)

(73) Assignee: **BARALAN INTERNATIONAL S.P.A.**, Trezzano Sul Naviglio (Milan) (IT)

(**) Term: **15 Years**

(21) Appl. No.: **29/660,054**

(22) Filed: **Aug. 16, 2018**

(30) **Foreign Application Priority Data**

Feb. 16, 2018 (EM) 004710721

(51) **LOC (12) Cl.** **09-01**

(52) **U.S. Cl.**
USPC **D9/529; D9/560; D9/574**

(58) **Field of Classification Search**
USPC D9/434-435, 444-445, 447, 500, D9/503-504, 516, 529, 560, 574, 682, D9/686, 690-692, 715, 719; D4/116; D28/85

CPC B65D 1/00; B65D 1/02; B65D 1/0223; B65D 23/00; B65D 51/32; B65D 2501/00; B65D 2501/0009; A45D 33/00; A45D 34/00; A45D 34/02; A45D 40/00; A45D 2040/0012

See application file for complete search history.

(56) **References Cited**

U.S. PATENT DOCUMENTS

D188,957 S *	10/1960	Nassour	D9/632
D234,914 S *	4/1975	Morgan	D9/560
D353,333 S *	12/1994	McIlvain	D28/76
D410,570 S *	6/1999	Lerolle	D28/85
D419,075 S *	1/2000	Gavin	D9/529
D425,256 S *	5/2000	Gavin	D28/85
D427,516 S *	7/2000	Legros	D9/546
D432,725 S *	10/2000	Gavin	D28/85
D469,684 S *	2/2003	Lerolle	D9/682
D489,612 S *	5/2004	Kostow	D9/444
D498,421 S *	11/2004	Kostow	D9/529
D498,423 S *	11/2004	Kostow	D9/558
D501,279 S *	1/2005	Dittmer	D28/85
D538,481 S *	3/2007	Decker	D28/89
D542,149 S *	5/2007	Boucher	D9/686
D744,166 S *	11/2015	Chertoff	D28/85
D744,167 S *	11/2015	Chertoff	D28/85
D793,860 S *	8/2017	Keller	D9/431
D804,954 S *	12/2017	Staab	D9/560
9,974,377 B2 *	5/2018	Keller	A45D 40/0068
D852,046 S *	6/2019	Keller	D9/529

* cited by examiner

Primary Examiner — Dana Meyrow

(74) *Attorney, Agent, or Firm* — Merchant & Gould P.C.

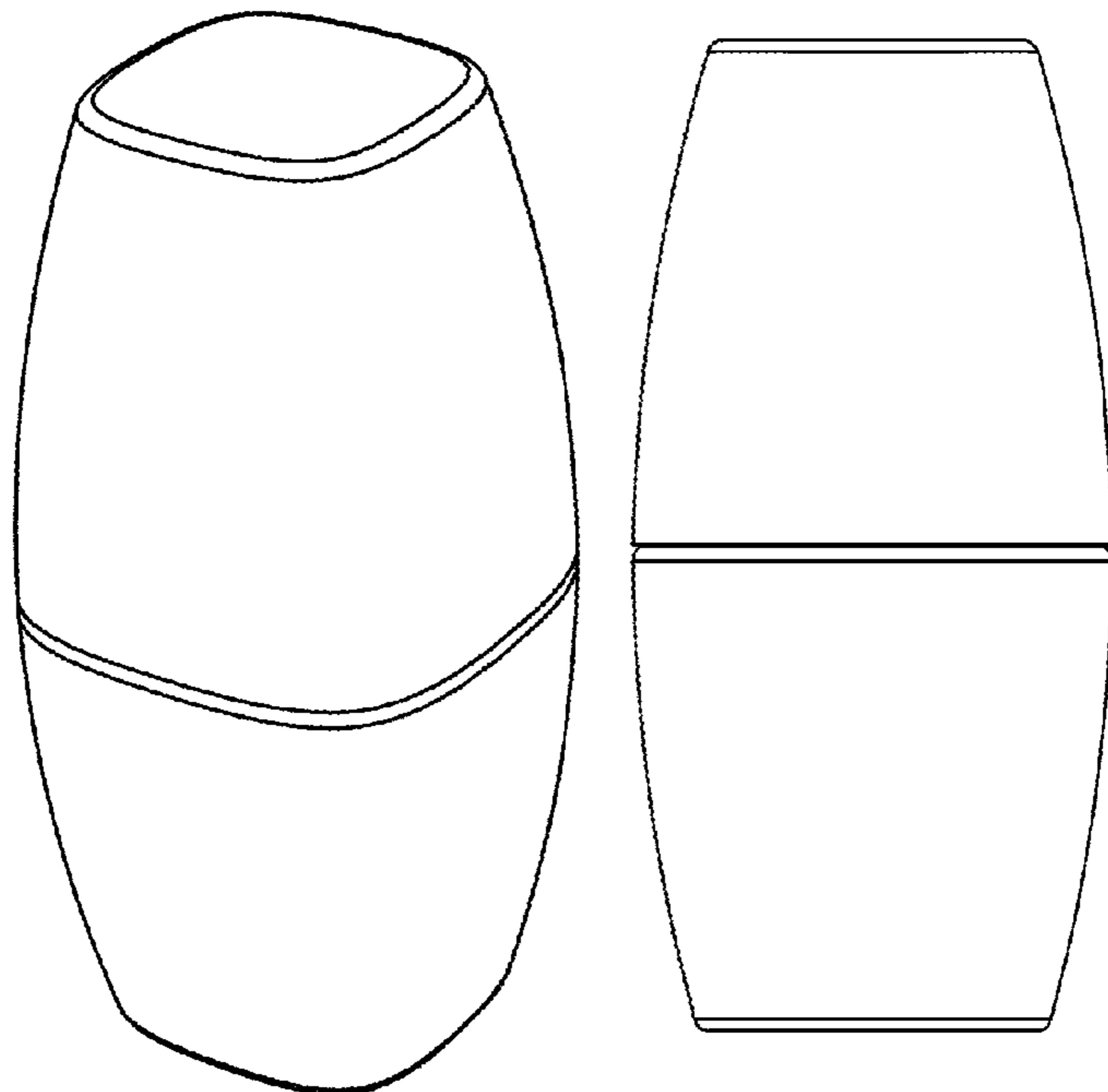
(57) **CLAIM**

The ornamental design for a bottle, as shown and described.

DESCRIPTION

FIG. 1 is a perspective view of a bottle according to the principles of the present invention; FIG. 2 is a front elevational view thereof; and, FIG. 3 is a top plan view thereof.

1 Claim, 1 Drawing Sheet



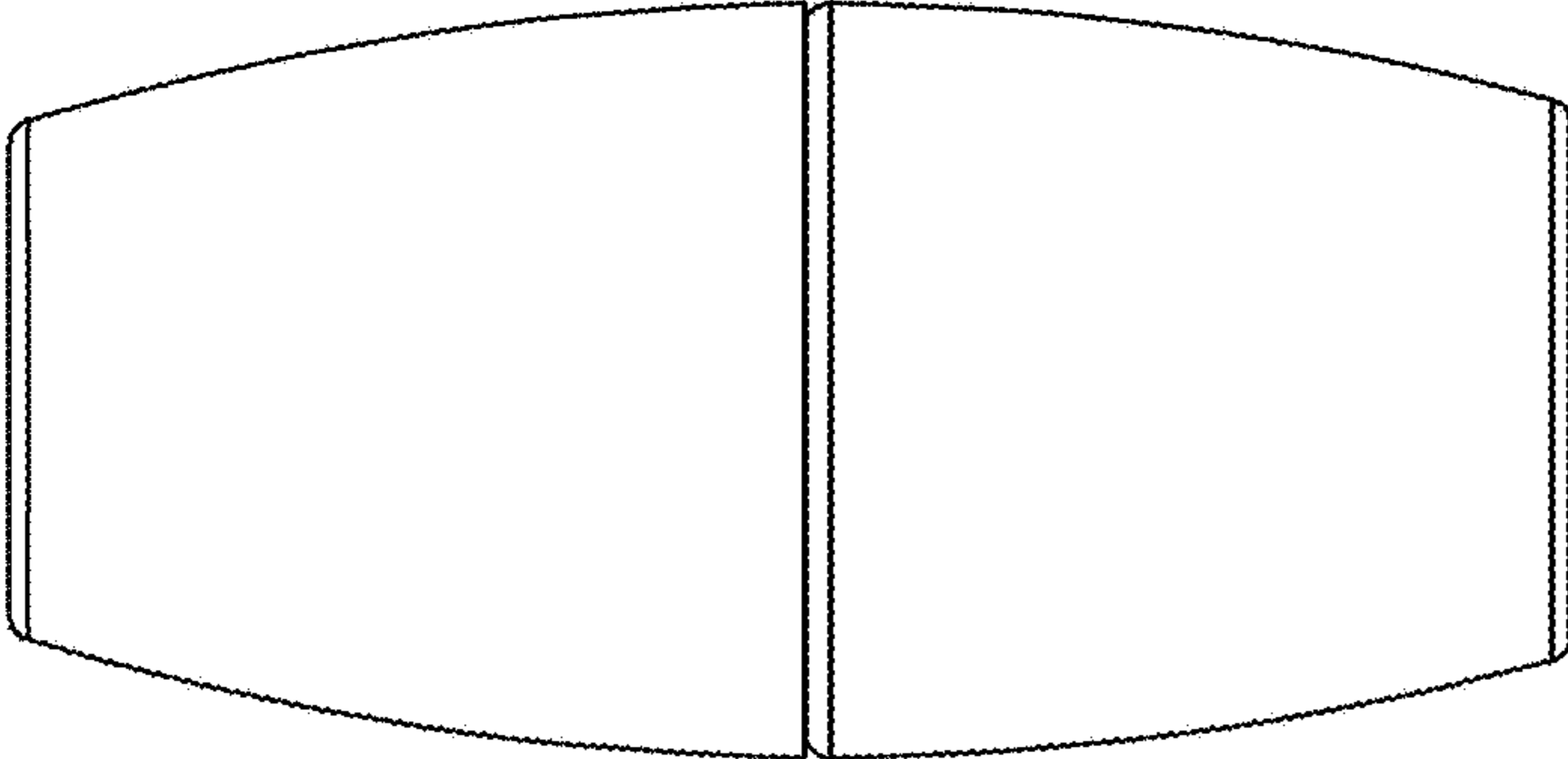


FIG. 2

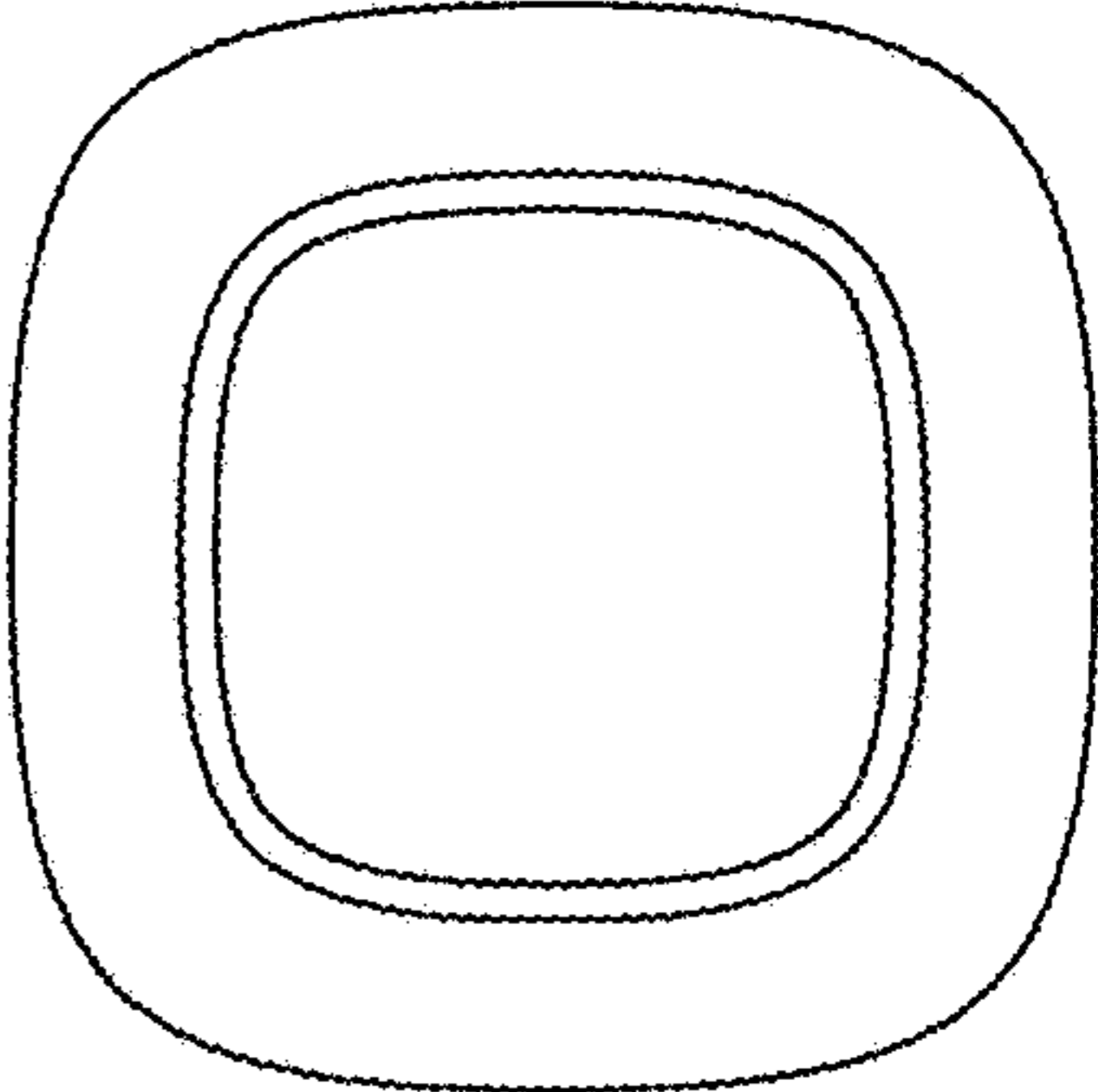


FIG. 3

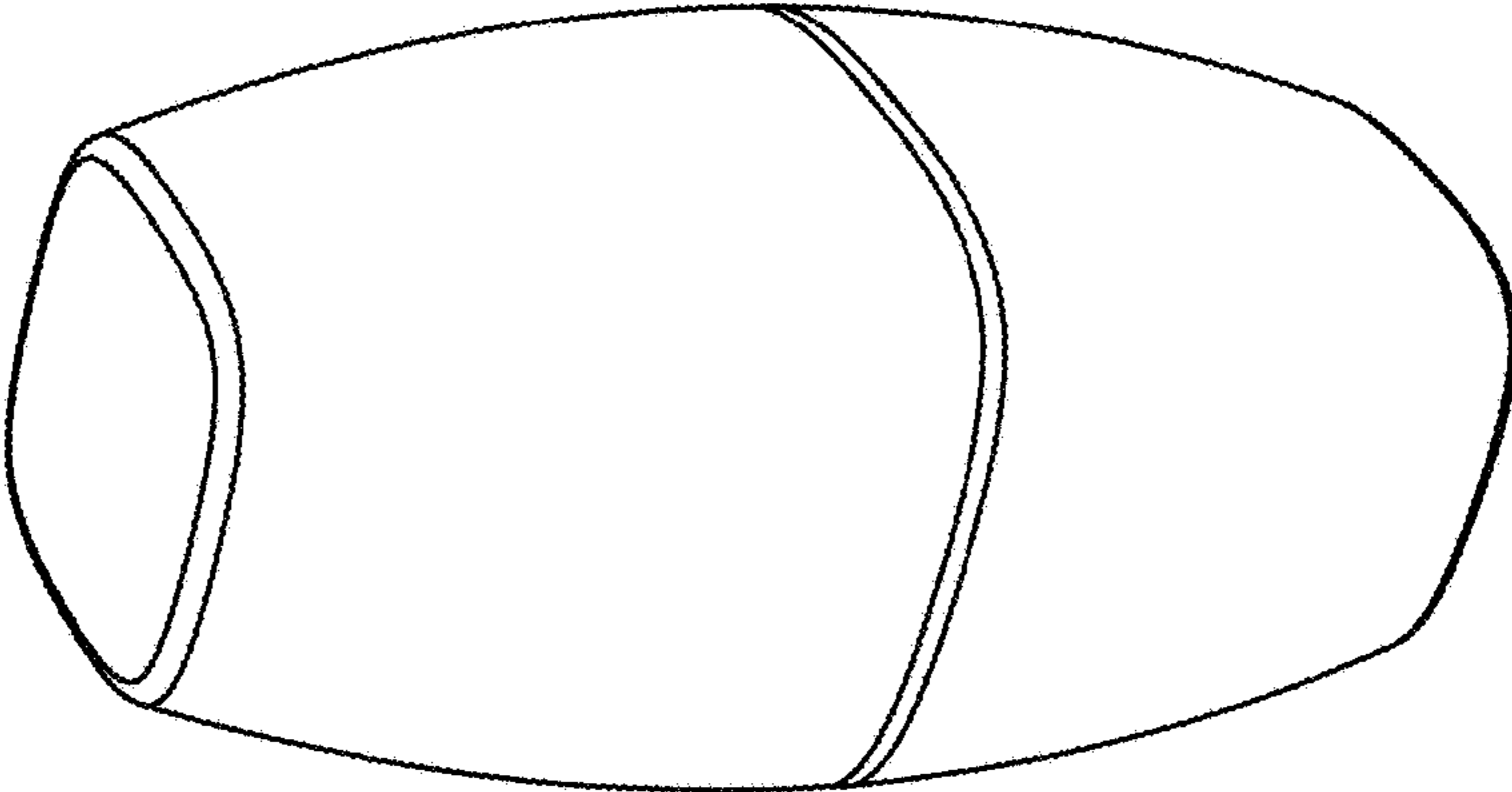


FIG. 1